


# WASHINGTON APPLE PI



Washington Apple Pi Journal    Volume 27, Number 2

- President's Corner -- 3
- Our Week at Macworld SF  
2005 -- 4
- January General Meeting -- 10
- Burn, Burn, Baby Burn! -- 14
- Prosoft Data Safety Suite -- 18
- Roku SoundBridge -- 20
- iPod for Scary Medical  
Procedures -- 22
- Computer Diagnostics -- 23

### ***Upcoming Events***

- March 19th General Meeting,  
Specialty Software -- IFC
- April 23rd - iPod - NVCC -- IFC
- Open House - May 1st - 29



Backup\_1



# Attention: New Meeting Place, Bethesda Services Center

## March General Meeting

Join us on Saturday morning at 9 am, March 19th for:



- *Midnight Mage's Steve Sheets*
- *Dan Kerner from Civilized.com*

*Steve Sheets* will present Roll Call software, an Address Book print utility that offers everything from labels, to custom address books that can incorporate images and text from the comments field of your computer and put it into multiple columns.

*Dan Kerner* will present the new MLAB software for Mac OS X. It offers many curve fitting graphics, statistical analysis, and linear algebra functions as well as scriptable computations.



### Civilized Software Inc.

12109 Heritage Park Circle  
Silver Spring, MD 20906  
Tel 301-962-3711

The Bethesda Services Center is located at 4805 Edgemoor Lane, Bethesda, MD 20814 at the intersection of Old Georgetown Road and Woodmont Avenue. Parking is FREE on weekends at the public parking garage in the basement. The entrance to the parking garage is marked with a large blue Bethesda Center parking sign. Take the elevators from the parking garage to the plaza level (P). The building is located at the center of the plaza. County and American flags and a sign bearing the County seal mark the entrance to the building. For more detail please go to their website:

For other information check the WAPi web site:  
<http://www.wap.org/events/mar2005/default.html>

<http://www.montgomerycountymd.gov/mcgtmpl.asp?url=/content/RSC/bcc/directions.asp>

## April 23rd iPod Meeting

Join us on Saturday morning in the "Forum" at NVCC, April 23rd, from 9:00 am-11:30 am

On April 23rd Washington Apple Pi members will explore the many-faceted wonder that is the iPod marketplace. From music player to photo album to dictation machine, Apple's little marvel appeals to the young and the not-so-young alike. Learn about loading your iPod with music, finding useful iPod accessories, and some of the iPod's more unusual uses.




PS Join us for lunch after the meeting!




# Mac Business Solutions, Inc.

Proudly serving the Mac community since 1990.



## Pro Solutions

Custom-built systems for digital video, imaging and desktop publishing.




## Mac mini

Starting at just \$499



Large-Format Plotters  
and Printing Services Available



Xsan

## Video Workflow

MBS is an Xsan Certified Reseller

### Visit our showroom!

9075 Gaither Road  
Gaithersburg, MD 20877

(301) 590-2555

info@mbsdirect.co

[www.mbsdirect.com](http://www.mbsdirect.com)



Apple Specialist  
Authorized Service Center  
Authorized Training Center

**Adobe**  
Platinum Reseller  
Professional Video Products

**EPSON** | authorized  
professional graphics reseller

Blackmagicdesign

**Canon**



System software & updates Questions & Answers Vendor Patches & Updates Macintosh  
 Knowledge Distributed Software Information Apple II, III Announcements  
 PowerPC Advice & Hints Newton Bad puns Hot Tips Usernet  
 New Want Ads Juicy Rumors Washington Apple Pi Events Calendar  
 Want Ads Special Offers Jobs & Careers  
 Announcements Macintosh Knowledge Publicly distributed  
 software Announcements PowerPC Camaraderie Advice  
 & Hints Hot Tips Usernet Newsgroups Repartee Help Juicy  
 Rumors Events Calendar Want Ads Vendor Demos & Special Offers  
 System software & updates Questions & Answers Vendor Patches & Updates  
 Macintosh Knowledge Publicly distributed software Announcements  
 Announcements PowerPC Camaraderie Advice & Hints Newton Bad puns Hot  
 Tips Usernet Newsgroups Repartee Help Juicy Rumors Washington Apple Pi Events  
 Calendar Want Ads Vendor Demos & Special Offers System software & updates

# Tele-Communications System

Washington Apple Pi's  
"24-hour General Meeting"

<http://tcs.wap.org>  
Open to all Pi members

And view your mail over the Web at <http://mail.wap.org>

# Table of Contents

Volume 27

March/April 2005

Number 2

## Articles

President's Corner - <i>John Barnes</i> .....	3,4
Our Week at MacWorld SF 2005 - <i>Multiple Contributors</i> .....	4-9
January 2005 General Meeting Report - <i>Bob Jarecke</i> .....	10-13
January Open House - <i>Gene Haddon</i> .....	13
Burn, baby, Burn! A How-to - <i>John Barnes</i> .....	14-16
Bethesda Row Gets an Apple Store - <i>John Barnes</i> .....	17
ProSoft Engineering's Data Safety Suite - <i>Mike Mellor</i> .....	18,19
Roku SoundBridge - <i>Allen Kent</i> .....	20,21
Take iPod for Those Scary Medical Procedures - <i>Len Adler</i> .....	22
Computer Diagnostics: A Protocol for Success <i>Lawrence Charters</i> .....	23-25

## Club Notices

General Meetings .....	Inside Front Cover
SIG Reports - Graphic Arts, iLife, Retired Persons .....	26
Club Officers .....	27
Pi Electronic Services - <i>www.wap.org</i> .....	1,27,32
Tutorials - <i>tutorials@wap.org</i> .....	28-29
Open House, May 1 .....	29
Special Interest Groups - <i>http://lists.wap.org/lists/</i> .....	29
Classified Ads - <i>office@wap.org</i> .....	30
Photo Credits .....	30
Software Clinics - <i>frontdesk@wap.org</i> .....	30
WAPi Membership Application .....	31

## Advertisers

Mac Business Solutions .....	1
Absolute Mac .....	Back Cover
MacUpgrades .....	32
Heller Information Services .....	Inside Back Cover

## Postal Information

*Washington Apple Pi Journal* (ISSN 1056-7682) is published bi-monthly by Washington Apple Pi, Ltd., 12022 Parklawn Drive, Rockville, MD 20852. Periodical postage paid at Rockville, MD.

Annual membership dues for Washington Apple Pi, Ltd. are \$49; of this amount \$18 is for a subscription to the *Washington Apple Pi Journal*. Subscriptions are not available without membership.

**POSTMASTER:** Send address changes to Washington Apple Pi, 12022 Parklawn Drive, Rockville, MD 20852.

*Change of Address should reach us 60 days in advance of the move to ensure that your Journals continue uninterrupted.*

### Deadlines

Writers' submissions & ad copy  
May/June 2005.....April 2  
July/August 2005June1st

## Editorial Staff

### Managing Editor

John Barnes;  
[john.barnes@wap.org](mailto:john.barnes@wap.org)

### Macintosh/Reviews Editor

Lawrence Charters;  
[lcharters@wap.org](mailto:lcharters@wap.org)

### Tutorials Editor

Pat Fauquet; [patf@mac.com](mailto:patf@mac.com)

### Photo Editor

Richard Sanderson; [richard@sandersoncomputer.com](mailto:richard@sandersoncomputer.com)

### Calendar Editor

in Progress!

Find Washington Apple Pi on the Worldwide Web at  
<http://www.wap.org>

For Contact and Copyright Information, Please see  
Page 28

# President's Corner

by John Barnes,

## Generosity from Pi members

The Front Office tells me that we have seen a significant inflow of money from donations added on to membership renewal forms in spite of the fact that these donation are deductible from income for tax purposes. We appreciate this show of support by our members and we plan to publish a formal Thank You note in a future issue of the Journal - just as soon as we can get a good list and a good graphic page.

However, no donation in my recent memory has been as generous as the one handed us by Tom Carlson of Bethesda, MD at the January 29th General meeting. Thank You, Tom, for your check in the amount of \$250.

I promise that we will do our best to remain worthy of this kind of support. The Pi's activities are financed mainly by member dues and we expect it to remain that way. However, donations like Tom's can help with the occasional unforeseen purchase.

We also sometimes need to remind our members that support of the Pi has to be more than a matter of money. We need new members and the recommendation of our existing members is our best recruiting tool. We also need volunteer labor in the office, in our classrooms and even at your own keyboards.

## The Coming Pi Election

At the time of this writing the Pi lacks a chair of our Elections Committee for 2005. I hope that we will have the committee established by the time you read this. This person will recruit 2 more members to help set up and operate the process by which we will fill 5 seats on the Board of Directors. Nominations for candidates to these offices are open between now and the Close of Business on the date of the March General meeting (as per the amendment passed at the last General meeting).

Members may nominate themselves, or other members may nominate Pi members whom they believe would make good BoD members.



Pi president John Barnes schmoozing with famous Macintosh author Robin Williams in the media theater prior to the Macworld 2005 Steve Jobs Keynote address.

Under the system adopted in January of 2004, there will be five vacancies for directorships, each of which is for a three year term. This may seem like asking a lot, but experience has shown that it takes a while for a Board member to get their bearings. The Pi has seven elected officers, which is nearly half of the entire Board. The person who serves as president must have had one

---

*The Pi needs people with energy and ideas.*

---

full year of service on the Board immediately prior to their election to the office of president.

Pi members no longer vote for individual officers. The president, four vice-presidents, secretary and treasurer are elected from among the members of the Board of Directors.

If you have further questions regarding the duties of Pi officers, election process, and overall Pi governance, we encourage you to read the Pi Bylaws, which are posted at <http://www.wap.org/about/pibylaws0401.html>.

The Pi needs people with energy and ideas. The current design of our governing processes gives individuals the opportunity to render significant service over a term of office that allows them to accumulate experience while making a

meaningful impact with their work.

Please give serious thought to serving your fellow Pi members as a member of the Board of Directors. Volunteerism is the very bedrock on which we are founded. Talk to any of the current directors or drop in a BoD meeting to see how the sausage is made.

## Upcoming Events

Our March and April meetings are spotlighted on the inside front cover of this issue of the Journal. The March General meeting features two local developers and we are meeting in Maryland for a change. This is an experiment to test out a new meeting venue that is very reasonably priced, but somewhat more austere than the Ernst Center Forum.

Be sure to check the WAPi web site for more detailed instructions and maps to get to this experimental meeting venue.

The April General meeting will be back in the Ernst Center Forum. The program will center around the iPod. We have invited members of the Capital PC Users Group to participate and give the audience a cross-platform flavor. We are depending on the expertise and enthusiasm of our own members to conjure up the content for this meeting.

May will see Dave Helmly of Adobe presenting an overview of Photoshop Elements 3. I'm almost certain that Dave will be willing to address recent developments on other Adobe products as well.

In June we are going to hold our Second Annual Pi Picnic. This time we will be at Cabin John Regional Park. It is located near Montgomery Mall. We are inviting some guests from nearby MUGs. It will be hard to top the boat rides and Segway demos of last year. Be sure to reserve June 25th on your calendars for a day of good food and good fellowship.

Further down the road, we are working to bring Bob "Dr. Mac" LeVitus to a Pi General meeting. If you have any suggestions for future WAPi General meetings please send them to [vpprograms@wap.org](mailto:vpprograms@wap.org).

# Our Week at Macworld 2005 SF

*Contributions by assorted Pi members, collated by John Barnes*

## Getting There

In the months leading up to Macworld San Francisco 2005 a small cadre of Pi members formed with the purpose of taking in this premier celebration of faith in all things Apple. The group grew to include Bill Bailey, John Barnes, Abe Brody, Pat Fauquet, Jim and Nancy Little, Dick Rucker, and Dick Sanderson. Once in S. F. we were joined by "Lorin Evans" in the person of Phil Marchetti. On hand were other Pi members whose names escape me at the moment.

San Francisco is a worthy tourist destination in its own right, so Barnes, Rucker and Sanderson decided to fortify themselves for the coming ordeal with a Sunday evening dinner in a nice seafood restaurant on Fisherman's Wharf.

That was about the last lollygagging because Monday morning was time to pick up one's registration materials and start taking in some of the pre-show classroom sessions.

## Training Sessions

While tens of thousands of people go to Macworld using free passes that admit them only to the exhibit halls, other thousands spend some serious money to listen to the gurus of various computer share their wisdom. Subjects range from maintaining complex enterprise networks to AppleScript to the latest "gee whiz" in multimedia.

At a few hundred dollars a head the registration fees for these learning tracks probably constitute IDG's major income from the event. This is probably why they can make a profit on a Boston Macworld even when Apple stays home.

Don't get me wrong, the learning is extremely valuable. I am happy to spend the money for 4 or 5 days of intensive lessons. It is the combination of the learning and the evangelistic enthusiasms of the show attendees that will probably take me to Macworld SF at least one more time.

## The Keynote

Those who had “media” passes to the show were stunned to find that they had been shunted away from the main theater into a smaller side room so that a number of high profile VIPs such as reformed politician Al Gore could get prime seating to take in the wonders that Steve was set to unveil.


It was hard to share the tent revival spirit from the side room, although the video feed may have given a better view of the proceedings.

Steve Jobs’ litany of successes started off with the opening of the London England Superstore. He then went on to claim that 70 percent of Mac users had switched to Mac OS X. Tiger development was said to be “on schedule” for a Spring 2005 release. Steve was able to demonstrate some of the neat features of this next generation Mac OS with only the occasional glitch.

Steve then went on to declare 2005 the “Year of High Definition Video” and brought Sony president Kunita Ando on stage to talk about Sony’s product line of HDV camcorders. The HDR-FX1 sells for around \$3,500, making it a rather pricey prosumer product. There was some not-so-subtle joshing about technological leadership in computers vs software, but Steve upheld his end of the joust.

Apple is busily working to incorporate HD into all of their video software. It will be interesting to see how long it will take for these stunning technologies to take hold of the marketplace.

The next featured item was the Mac mini. This stripped-out Macintosh nominally targets “switchers” in the form of people who already have a monitor, a USB keyboard and mouse, but



The “business side” of a real, live Mac mini. Note the selection of ports and the seldom seen power supply

for whom money is a barrier to taking up with the Mac OS. With its competent array of ports, decent hard drive capacity, and Mac OS X, this machine can fulfill other purposes as well.

The Mac user who has been nursing a pre-USB G3 can now buy an inexpensive USB keyboard, use his existing monitor and hook in a compact modern machine that lets him get the experience. It would not be smart for this user to put a lot of money into more memory, a bigger hard drive, a DVD burner, a fancier display, and all of that other stuff because he could get that for just about the same amount of money in an iMac G5 or an iBook.

The Mac minis are selling like hotcakes, the market seems to be a family one, but those who use their imaginations will surely find many other possibilities for a compact machine. Those who have been whining for a cheap Macintosh for lo these many years will do well to look closely at the specs for this unit.



View of a small part of the Macworld show floor. In this area of the show one sees a heavy emphasis on digital photography.

The next item on the menu was the iPod shuffle. This came as a complete surprise to me. Apple is aiming for the jugular with this one. It is priced right in among the iPod’s cheap competition and it offers more capability in some ways, perhaps not as much in others. It does, however, demonstrate that Apple is serious about dominating the personal music market.

## The Show Floor

A number of people commented on the fact that the display area has been reduced to a single

hall. This did make it much easier to get around and it made the crowd seem more dense. This lent a certain additional vibrancy to the event that left me with a somewhat better feeling than did the 2004 event.

Getting up close and personal with the technology and the people who bring it to us is a big part of the rationale for going to a Macworld. I found quite a few neat little items, but I kept cool because I did not want to incur an overweight luggage charge on my return flight.

I got tired of lugging stuff around in my backpack, which I also believe is not too good for a PowerBook because there is not enough protection against flexing of the case. I therefore bought a little four-wheeled case to trundle my stuff around.

Another gadget that I bought for later shipment was "Securikey" from Griffin Technologies. This is a little USB dongle that allows you to lock your account against use by others when you are not around. They also shipped a copy that Bill Bailey is tasked with reviewing for the *Journal*. It will be interesting to see how well it works. In part I was attracted by the cute little aluminum suitcase that the Securikey is packaged in.

I especially enjoyed HP's printer offerings, which seem to be bringing professional level laser printing in both color and black and white into the reach of the home office user. There were a number of neat interactive white board offerings.



The Apple User Group Regional Liaison staff.


## Feature Presentations

Presentations by media personalities make up another component of the entertainment side of the show. After all, not everyone has the stamina to wallow in hardware and software for between three and five solid days. From my perspective the best entertainer of the lot is David Pogue (see page 8). His SF 2005 presentation was no exception. David's mix of human interest, technology, and humor was truly impressive.

## User Group Activities

The Mac User Group (MUG) community offers some special functions at Macworld expos. This year there was a kickoff mini-expo in which interested vendors got the opportunity to expose their products to MUG representatives. Our people made some valuable contacts here. These are already resulting in meeting giveaways, raffle prizes, drawing prizes and meeting topics.

I got a chance to have a good conversation with our new Apple User Group Regional Liaison, Maria Arguello from Philadelphia, PA. I look forward to improved visibility for the Pi with Maria's help.



Derrick Story discussing cameras in the User Group Lounge.

The User Group Lounge is a place where one can take a quiet break away from the hub-bub of the classrooms and the exhibition areas.





Rye Alexander introducing the program at the Adobe user Group Breakfast

There are low key presentations by luminaries in the Mac world.

Derrick Story always supplies lot of useful information. His interests in writing and digital photography make him a highly visible player on the Mac scene. His practical experience from his photography studio gives him a lot to talk about when it comes to discussing cameras and photographic technique.

In another User Group Lounge presentation Ted Landau and Bob "Dr Mac" Levitus introduced their new [macdoctordirect.com](http://macdoctordirect.com) remote troubleshooting service.

The Adobe Breakfast is a "not to miss" activity of very long standing. Adobe does a great job of supporting MUGs. In Boston each representative received a copy of InDesign CS. Similar goodies have been handed out in years past. Adobe hopes that these products will be put to good use in the MUG's publications activities. This editor certainly appreciates that support.




The Moscone Center covers a LOT of ground. It can be quite a hike from one area to another. By the end of the week one needs rest and recuperation.

This year the handout was a copy of PhotoShop Elements 3 and Adobe's Dave Helmlly will demo this and other Adobe items at the Pi's May General Meeting.

## Dick Rucker's Tale

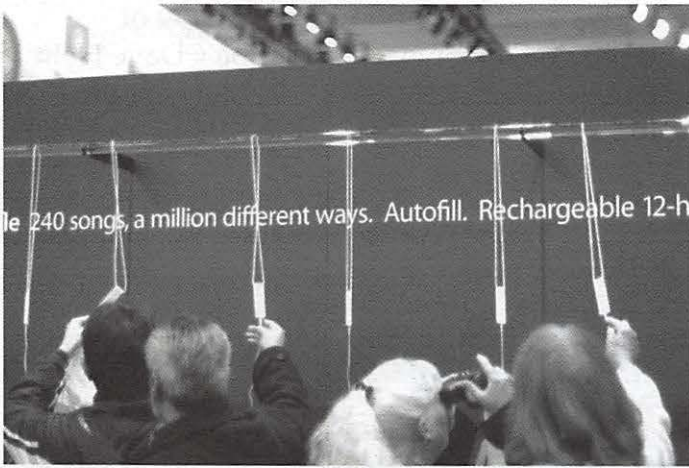
*Text and Photos by Dick Rucker*



The home of MacWorld 2005. An impressive building both inside and out. Located just two blocks south of Market St., it is within easy walking distance of a number of hotels, great restaurants, and The Apple Store.



Along three walls surrounding the main stage, other Apple employees demonstrated such things as using a Sony HD digital camera with iLife software to produce one's own High Definition movie. The photo shows the middle wall along which Apple employees were demonstrating the features of Tiger. Because Tiger is not yet crash-proof, only the Apple folks were allowed to drive.




On the other side of that wall, were dozens of iPod shuffles hanging by their lanyards, and Apple employees demonstrating them.


A highlight was when Sal Soghoian, Apple's product manager for AppleScript, gave me a personal demonstration of Automator. Now, I can't wait to get my hands on Tiger after seeing convincing demos of SearchLight, Automator, and Dashboard. COOL!



Currently a prolific author and authority on all things Macintosh, David Pogue has also been a music conductor and arranger on Broadway. At MacWorld on Wednesday, David entertained a crowd with a Letterman-like show, interviewing a number of Mac personalities. Near the end, David accompanied himself on his Yamaha keyboard while singing one of his latest parodies. To hear some of his clever "spoof songs" recorded in Quick-Time, go to [www.davidpogue.com/songs.html](http://www.davidpogue.com/songs.html)



Ted Landau, a leading figure in Mac maintenance and troubleshooting circles. Ted and Bob "Dr Mac" Levitus promoted their [doctormacdirect.com](http://doctormacdirect.com) online troubleshooting and tech support service in the User Group Lounge



There were always plenty of customers on hand in the Apple Store.

## Jim Little's Tale

Our Monday morning walk to Mac World brought us up short upon reaching Market Street. In glossy black with huge white Apples on two sides is the new store. A quick peek inside the glass entrance doors made us think we were in New York. A glass staircase rose to the upper floor and the theater. We could hardly wait to see the inside. But, the immediate task was to get our badges validated with holders way before the lines formed.

A huge banner ran the length of the entrance way into South Moscone Center. What ever it said was unreadable as an opaque cover sheet concealed the message. Further walking around showed other last minute assembly of well concealed signs. With that we left to return to the opening of the Apple Store.

One side of upstairs was a HUGE genius bar. My machine was acting up before leaving Maryland, so I tried registering to see if they could help. They could, but the wait was longer than we were willing to spend at the time. The rest of the store was really full of all possible goodies that one could wish for.

Tuesday morning was the big Steve Jobs keynote. Since we did not have tickets we had to wait on the wings until it was over for the show opening. Since it was not on line until after it was over, the milling crowd had to be satisfied with laptops getting reports in the hot spots of what was going on. They served us well, with owners of big Powerbooks rotating the display overhead as news flashed on screen.

Finally it was done and the crowd surged into South Hall. The Apple display was dominated by a wall holding a cable with loops containing what looked like white sticks of gum. Each one was a new iPod Shuffle without screen, just buttons to control playback. And almost as many Apple employees to show its tricks. On the other side was a huge collections of Mac mini boxes. Now we knew what the banners were for.

So started the quest for the newest and best of the rest of the show goodies. Video cameras dominated several displays. With 16:9 digital video coming on line, I am holding off any new

purchases for a while. Still cameras keep improving, shrinking and holding larger memory cards.

With only one hall the show was packed with people. Many smaller companies had tiny stands to show their wares. Most were occupied by the company owner/manager and chief designers. Some were the same person, but others not. About a third of my collection of data came from these stands.

Back to the Apple store after dark guided by the white logo as a beacon. Busy, busy place. One corner was an entrance to BART and the underground street transport system. A lot of traffic passes these portals every day. Even on the fifty one weeks that Macworld isn't there.



Nancy Little, Jim Little and Dick Sanderson enjoying the Adobe Breakfast for User Group leaders. This annual activity features great demos, great prizes and a nice giveaway. This year each attendee received a copy of Photo-Shop Elements 3.



Wi-Fi was everywhere. The lounge shown here was in a hallway near the theaters for feature presentations.

# General Meeting Report, January 2005

By Bob Jarecke, Pi Secretary

## January 29 at Northern Virginia Community College


January's meeting was a week late, delayed by Old Man Winter, but it was worth the wait! The usual format of Q&A (question and answer) began the event and it built from there. Pat Fauquet, our Pi Monthly CD expert, gave a quick tutorial on the ins and outs of the monthly CD.

Then the attendees were treated to the main event, a presentation by local Apple representatives on the latest and greatest from Apple. The presentations were professionally done via the new Keynote 2 application (part of iWork), and some actual hardware was available for inspection. An iPod shuffle (note the capitalization)

---

*....worth the wait!*

---



Lawrence communing with a Mac mini.—

was held up for all to see, while a Mac mini (again, note the capitalization) was passed through the audience under the watchful eye of the Apple representatives as more than one of us would have loved to take it home and add it to our Mac collections!

Finally, after a great "show and tell" session, during which


I had to wipe the drool from my mouth a couple of times, we ended with a short business session and then the door prize give-aways and raffle. The Raffler application, our Programming SIG's own creation, performed flawlessly, and we gave away several bookstore-quality books provided by O'Reilly.

The meeting had a modest crowd and

many were still buzzing in conversation when I departed. Several members continued their conversations at a nearby restaurant where they customarily meet for lunch after the meeting. A nice event this month.

## Q & A with Lawrence Charters

Several good questions were asked of Lawrence, our Mac expert extraordinaire, and a common response was to use the Mac OS X Disk Utility to Repair Permissions. This procedure is easily done by opening the Utilities folder and launching the Disk Utility application. Select the target hard drive and then



simply select the Repair Permissions button. It may take some time, but when it is done, all folders and files will have their permissions properly configured.

get hard drive and then simply select the Repair Permissions button. It may take some time, but when it is done, all folders and files will have their permissions properly configured.

If you've had a crash or other major problem, a better method, as pointed out by Lawrence, was to

start your machine from your Mac OS X install disc. Begin by canceling out the install process and open the Disk Utility application from the File menu. Within Disk Utility, select Disk First Aid and ask it to Verify Disk. If it finds any problems at all, select Repair Disk, then Verify again. These steps help ensure that the hard drive's catalog is in good shape and keeps proper track of everything.

## Introduction of the Monthly CD as demonstrated by Pat Fauquet

Pat took a few minutes to point out the best of the latest monthly Pi Fillings CD-ROM. She demonstrated for the audience just what was on the CD-ROM and where to find it. From QuickTime Movie interviews, to software updates, to Mac publication articles, it has it all. Amazing all the goodies one can get on that little disc!

## Feature Presentation by Apple Computer - Brian Wayman

Our guest speaker, Brian, hails from the regional



(R to L) Brian Wayman, Themis Tazamaria, and John McDonnell fielding questions at the WAPi MacWorld Roundup meeting on January 29th.

Apple office located in Reston, Virginia. Two colleagues, Themis Tzamarias (also from the Reston office) and John McDonnell (from the Apple Store in Tysons Corner), joined him to talk, and demonstrate, the new offerings from Cupertino.

Brian started his presentation with a question: Have you been to Macworld? Many hands went up and Brian showed us some pictures of the most recent event held in San Francisco. Macworld was a lot of fun and there were tons of products for viewing and demonstration. He pointed out if you couldn't make it, you could at least watch the QuickTime movie of the keynote speech by Steve Jobs. He never disappoints, see Ref. 1 for the link!

Of course, the big items were the iPod shuffle and Mac mini. Brian reported there were no iPod shuffles available from local Apple Store; every shipment sold out within an hour or two of arrival. And as for the favorite iPod accessory, a new model Mercedes will have the ability to incorporate your iPod directly into the car's speaker system. Best accessory to date!

As for the Mac mini, it is the smallest and most affordable Macintosh ever offered. Feedback over the years resulted in this Mac.

Brian gave us a nice presentation on the features of this new Mac.

Notable highlights were options for adding Airport Extreme & Bluetooth wireless networking, a wireless keyboard and mouse, and a SuperDrive too. One possible drawback was the single DIMM slot. The Mac mini comes with the latest version of Mac OS X plus iLife '05.

### **Q & A about the Mac Mini**

Can I put it on its side? Brian stated that this could be done, but stacking them was not recommended, because cooling airflow enters from the bottom of the computer. Will my 10-year-old VGA monitor work? It should. Just use the included DVI to VGA adapter and hook it up. If you travel with it, will the power adapter work in other countries? It has a standard universal power supply, 85 watts and 110-220 volts. AppleCare for the Mac Mini is \$149. Can you run it headless? Yes. Does it have a speaker and microphone? Speaker yes, microphone no.

### **iPod Shuffle**

Themis Tzamarias took over and talked about the iPod shuffle. He stated it sounds as good as

the original iPods. Apple interviewed many iPod users and found there is a wide use of the Shuffle mode, and thus this new version of iPod was developed and named with that in mind. There are actually two modes, Shuffle and Sequential play, if you don't like being surprised at what your iPod picks for you.

The iPod shuffle has a rechargeable battery and it takes in the neighborhood of twenty to thirty minutes to recharge using a computer's USB port. This iPod plays for an extended length of time; Themis can personally verify up to 15 hours. The one-gigabyte model will hold 250 songs based on an average of four minutes each. No worry about skipping either because the music is contained on a memory chip.

Themis did have one with him and held it up for all to see. He demonstrated the use of the lanyard and how it firmly clicked into place over the USB connector. It will not easily slip off and drop the device, as some folks were concerned about.

## iWork

Themis then presented the first part of the software portion of the program, starting with iWork and its two applications (so far), Keynote 2 and Pages. The entire presentation was done using the new Keynote 2 application and it is impressive. There are many new effects and it ties into all of Apple's iApps. Keynote 2 has the new Mac OS X Tiger core video already integrated into it. Cinema quality transitions abound with movie quality -- very impressive! [See Ref. 2]

---

*Cinema quality transitions abound with movie quality -- very impressive!*

---

The other half of iWorks is Pages, "the word processor with an incredible sense of style." Themis explained that Apple's venerable AppleWorks didn't leverage the power of Mac OS X and so Pages was developed to start the process of replacing AppleWorks. The templates provided by Pages are also impressive and the real time wrapping of text around images was astounding. As a demonstration, a photo image

was moved about in a page of text and the text continually shifted to wrap the graphic instantly. This application is totally compatible with AppleWorks, Word, Safari and PDF. It also is totally integrated with all the iLife '05 applications.

## iLife 05

Finally, John McDonnell from the Tyson's Corner Apple Store gave us the latest on the new versions of iPhoto and iMovie. Besides appearing to be more responsive, there are some new features to iPhoto 5: the addition of a calendar helps you find photos based on the dates the pictures were taken. Also improved: when you import photos you will have the ability to add descriptive titles, then using Keyword searches you will be better able to find that certain photo you are looking for.

The new Adjust feature in iPhoto 5 goes beyond the ones offered in previous versions by giving you some Photoshop-like adjustments. They range from a Straighten option to the more sophisticated Levels feature. You will be able to further control the photo's aspects with control over Saturation, Temperature and Tint. There is even a Sharpening function to help make your photo more detailed.

Regarding final photo products, iPhoto's Book feature offers more themes, more sizes, and two-sided printing with hard or soft covers. Even the book page limit has been doubled to 100 pages.... we're talking serious photo albums now!


The iLife '05 version of iMovie, iMovie HD (High Density), has been nicely enhanced too. There are more options for importing now, including support for the iSight camera. Total integration with the other iLife apps coupled with new, cool transitions and MagicMovie, a feature that builds the movie for you, make this version of iMovie another winner.

The iDVD application in the iLife '05 package has also been refined. Rolling drop zones is a real impressive addition. There are even more themes and the time limit is now 2 hours; that's enough time for the whole audience to take a good nap and still be able to catch the grand finale!

## Pi business session - John Barnes, Pi President

The Pi Board of Directors (BoD), in its last business meeting on Jan 26th, approved an amendment to the By-Laws which, if approved by the membership, seeks to change the day the nominations for BoD positions are due. As explained by John, with the success of our electronic voting during last year's election, the BoD felt the Pi could accept nominations closer to the election date in May. Therefore, the amendment, which by hand count was unanimous minus one opposing vote, approved moving the nomination dead-

line to midnight on the day of the March General Meeting. See Page 3 of this issue for more information on the election. And if you are not aware, you can even nominate yourself! Come join the Board and make a difference in the PI.



A pleased Beth Laakso with her raffle prize

## Closing session - the freebies!

With the recent Macworld and several of our members attending, there were many free hand-out items brought back to share with the membership. As nice as some of them were, everyone hung around for the biggies. This month's meeting had five grand prizes, each a full edition of a new book just published by O'Reilly Press. The titles were far ranging and the winners were: Beth Laakso, Ross Hatch, Skip Dye, John Barnes and Robert Gault.

## References

- [1] MacWorld SF 2005 Keynote: <http://www.apple.com/quicktime/qtv/mwsf05/>
- [2] You can see brief examples of what Keynote 2 can do on the Pi Web site by looking at some QuickTime clips created with Keynote. These clips are located at: <http://www.wap.org/events/jan2005/>.

## January Pi Open House

by Gene Haddon

Despite the snow and slush, at least a couple dozen members, veterans and novices, old and young, came out for the Washington Apple Pi New Members Open House at the Pi Office on January 30, 2005. Refreshments, supplied on a Pot Luck basis, were varied and delicious. There were homemade cookies and cakes, bean salads, chips and dips, as well as hot and cold drinks.

New members came with questions about their special interests and with an all around general curiosity. Veteran members were happy to have the opportunity to chat with all who came.

All the classroom computers were up and running. John Barnes' interview on Montgomery Community Television was running on John's PowerBook. Other computers were in use for exploring questions that came up during the afternoon.

A few almost-members visiting during the open house decided to go ahead and join. In general, the new members didn't know about our SIGs (Special Interest Groups) and were interested in following up on that information. Perhaps at a future New Member meeting we could offer short presentations from the SIGs.

The 2:30 to 4:30 time slot worked very well, and everyone reluctantly went home at 4:30, well-socialized, well-fed, and enthusiastic about the Pi.



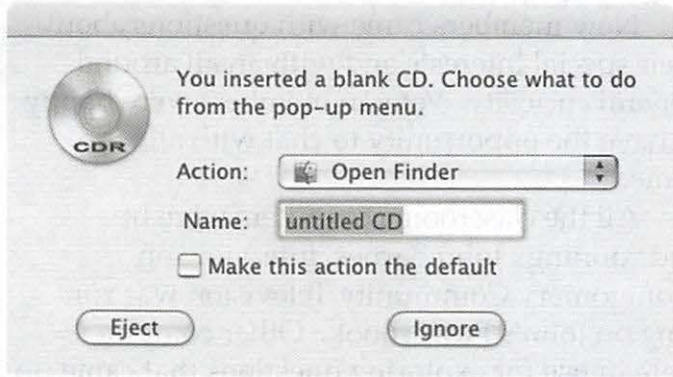
Jon Thomason shows a prospective member the ins and outs of the TCS

# Burn, Baby, Burn! A How-To

By John Barnes

## The Failed Backup

I have recently encountered a number of cases where people thought that they had backed up data from their machines by dutifully writing it onto a CD-ROM. Image their horror when they inserted the CD-ROM that supposedly contained



**Figure 1** - What one sees upon inserting a blank disk into a CD-ROM drive.

their data into their CD-ROM drive, only to be confronted with the dialog box in Figure 1. For some reason or other nothing had been written to the CD-R disc. The remainder of this article describes the protocol that Macintosh computer users need to follow in order to avoid such tragedies. Conversations with friends reveal that a lot of people have had this experience, but that they learned from it quickly enough to avoid serious consequences.

## Encouraging Operator Error

While copying data onto a writable CD-ROM disc (known as a CD-R) is a straightforward process, it is not trivial. Apple's software design fails to properly coach the end user at a crucial point in the process, virtually inviting the operator error that gives rise to the problem of the failed backup. Let's take a step-by-step look at the process of backing data up onto a CD-ROM so that we can clear up any misunderstandings and achieve reliable results.

The illustrations in this article focus on Mac OS X. I think that CD burning employing the

Finder was introduced in Mac OS 9, but I made little use of it in those days because media like Zip cartridges were easier to use and adequate for my purposes. At the time CD burners were

---

*"Sooner or later you are going to lose data. The only question is how soon and how much." By taking proper precautions you can delay the day of reckoning and keep the loss to a minimum.*

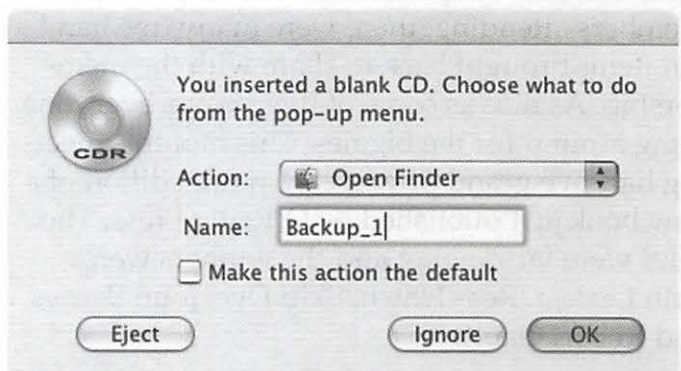
---

expensive and bulky add-on items. It would take months of work to generate 650 megabytes of data. Mac OS 9 now provides much of the same convenience in backing up to optical media that Mac OS X does, so Mac OS 9 users can benefit from this discussion.

## Initializing the Blank media

Figure 1 shows the computer's response when a blank CD-R is inserted into the drive. Those of you who are able to use DVD-R discs for backup can simply substitute that abbreviation for CD-R anywhere in this article.

Back in the days when floppy discs came from the manufacturer in an unformatted state we got a very similar message. This signaled that we needed to "format" the disc. A directory



**Figure 2** - Assigning a volume name to a blank disc in preparation for copying files to it.

structure was written to the disc and tracks were laid down to store the data that would soon be written onto the disc by the magnetic head of the disk drive.


So, we would type a name like "Backup\_1" into the name field, as shown in Figure 2, and click on OK. In later times floppy discs, Zip



discs, and other removable storage media came already formatted with a name like “untitled,” a practice that continues to the present day. These media are ready to receive data as soon as they



**Figure 3** - Note the CD icon in the list with other disk drives. Note also the “hazard” symbol showing that the disk has not yet had its content burnt onto it.




**Figure 4** - Desktop icon for blank CD awaiting data. Note the “CDR” lettering. This is absent after the disk has been burnt.

are connected to the computer. Renaming them is a simple matter of typing a suitable

name into the right place.

After we dismiss the dialog box in Figure 2 by clicking on OK we see that a new icon appears in the Finder window (Figure 3) and on the desktop (Figure 4). This is where the problem starts. These icons look, for the most part, like icons from any other writable storage media. The shiny CD appearance is familiar to us from the occasions we put a commercial CD into the machine. The little circle with the black and yellow triangles is analogous to the radiation hazard symbol that one sees in nuclear installations. Perhaps this is meant to tell us that there is something sinister here.



**Figure 5** - Progress bar showing status of “file copy” to a backup CD. This should actually be termed a “virtual copy” because files are not actually fixed to the CD until they are “burned” onto it.

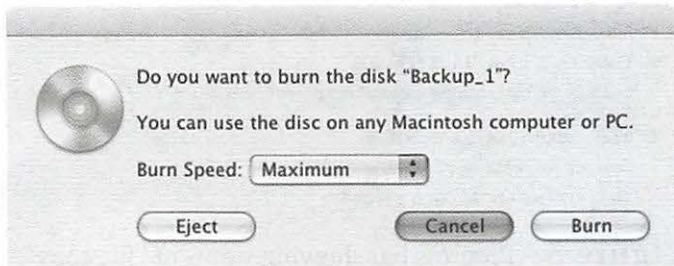
## Readying the Files for Copying

The disc appears to be ready to receive data and indeed we can happily drag folders and files onto the icon. When we do so we see a dialog box like the one in Figure 5 telling us that files are being “copied” to the disc. This is the same dialog that we would see if we were copying files from one place to another on our hard drive. I find this to be deceptive labeling. The files are not actually being copied; they are merely being *made ready for copying*. I’m not exactly sure what the exact procedure is and it is not really important.

The important fact is that any folders or files “moved” to the CD-R are only “virtual” at this stage of the game. If the user ejects the CD-R it will come out as pristine as the day it left the factory and all of the virtual files will fly off into Never-Never Land. This is, in my humble opinion, a serious design flaw. There should be an alert to the user asking “Are you sure that you want to abort backing up the files to..?”

## Fixing the Files in Place

The final step in capturing these files onto the CD is called “burning.” The name arises because a tiny laser beam changes the physical state of a dye that is embedded in the disc. On a CD-R this change of state is irreversible, so these are “write-once” media. CD-RW media can supposedly be erased and rewritten, but most of us have gotten turned off by past failures in using these media. The “burn” can be invoked from the Finder’s File menu, from the burn icon in the Finder window (Figure 3), or from a contextual menu invoked by right-clicking the desktop icon for the optical disc. You will be prompted

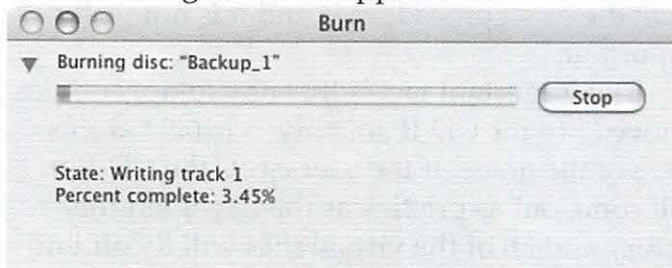


**Figure 6** - The “burn” dialog. This is the step that many users fail to carry out. The importance of going to this step cannot be overemphasized.

for your concurrence by a dialog like the one in Figure 6.

Be sure to select the “Burn” choice. Selecting “Eject” at this point consigns your carefully selected archive to Never-Never Land, never to be seen again. “Cancel” allows you to burn the disk later, after adding more files to the archive.

Burning is a slow process because the laser has to put quite a lot of heat onto the spot where the phase change has to take place. A dialog like the one in Figure 7 will appear while the burn is



**Figure 7** - Progress bar for the actual “burn.” At the end of the burn the system will “verify” the disk. Once that is complete the disc will appear in the find without the “CDR” shown in Figure 4.

going on. Once the burn is complete the user can decide whether or not to verify the result of the burn. It is a good idea to let the verification take place.

## Validate the Backup

OK, so the disc has been burned. Is this a signal to stash it away and wait for the day when you need to restore data? Definitely not. The very first thing one should do with a backup medium of any kind is to try to read it. If this step fails you need to redo the backup, and the sooner the better! A quick, but far from thorough, method of checking the disc is to re-insert the freshly-burned CD and see if there is anything on it.

Development’s *Retrospect* software product compares the backup set with its source files to ensure the integrity of a backup. Some people find this product too expensive and too cumbersome, but other products do not do as thorough a job.

Once the integrity of the backup is verified, it is time to get a good night of peaceful sleep, uninterrupted by worries about one’s data.

Optical media are attractive because they are cheap and relatively durable. I have presented an approach that does not require any add-on software in the hope that more people will take the trouble to learn how to back things up properly. There are more robust and more automatic procedures that can be used to good effect. An investment in a sound backup product will pay for itself in the long run.

Every computer user should remember the following axiom - “Sooner or later you are going to lose data. The only question is how soon and how much.” By taking proper precautions you can delay the day of reckoning and keep the loss to a minimum.

## Alternatives

This article has been concerned with teaching the use of functionality that comes in the box with Mac OS computers. If the user is willing to pay extra and absorb a bit of learning the process better alternatives offer themselves. Two that are worth mentioning include Roxio *Toast Titanium* and Dantz *Retrospect*.

The former product provides a better integrated user interface and better documentation for the copy and burn process. The latter product provides a very clean and robust way to assemble archives of files for eventual burning to disk.

## Next Steps

Just because your files are on a pile of floppies doesn’t make it easy to find them for future reference. There are a number of tools for practicing sound librarianship and there are a number of precautions that ought to be taken to improve the life of your backup media.

These are a subject for another Journal article. Volunteers anyone?

# Bethesda Row Gets an Apple Store

by John Barnes

December 11th, 2004 dawned overcast and drizzling. This did not deter the faithful from arriving two hours early to line up in front of the brand new Apple Store on Bethesda Avenue in downtown Bethesda. Umbrellas and warm jack-



8:15 a.m. - The "Early arrivers"

ets were much in evidence as the crowd grew to proportions that began to annoy the neighboring shopkeepers. It seemed that customers were having difficulty getting to their favorite Saturday morning coffee and bagel shops.

I carried a modest stack of Journals and membership brochures and handed them out to people who seemed interested.

This was not the "line around the block" crowd that has celebrated some of the other Apple Stores. I reckoned that there were perhaps 200-250 people in line when the doors opened shortly after 10 a.m. to admit the first batch of visitors.

By the time the folks at the end of the line had gotten into the store (at around 10:30 or so) the crowd inside the store had distilled itself down to the dedicated faithful. The space is rather small, in fact some people call this a "mini store" because its product line is not nearly as diverse as the larger stores in Tyson's Corner or Montgomery Mall. There is a strong emphasis on iPods and laptops.



9:00 a.m. - The sidewalk in front of the Bethesda Row Apple store begins to get crowded as people await the 10 a.m. Grand Opening.

The rather limited shelf space available for software and accessories limits the range of these kinds of items that are offered.

The 20815 zip code has quite a few Pi members in it, so the store seems to be well situated from a demographic standpoint. I have spoken to some people who have signed up for ProCare in order to make better use of the Genius Bar and it appears that this aspect of the store can get quite busy.

It is good to have a convenient depot for AppleCare warranty repairs nearby, although I personally hope I won't have to use it. The proprietors of MacUpgrades, which is just around the corner from the new Apple Store hope to see improved business from repair and house call referrals.

One can only say "Best Wishes" and "Welcome to Bethesda.":



10:30 a.m. - The crowd inside the Bethesda Row Apple Store checking things out before picking up their souvenir tee shirts.

# Prosoft Engineering's Data Safety Suite

review by Mike Mellor

## Introduction

Prosoft Engineering's Data Safety Suite (DSS) is a package of three separate tools that complement each other to provide data security and prevent data loss. Data RecyclerX is an application that augments the functionality of the trash bin on the dock. Data Backup allows a user to back up user data, or back up an entire disk. The final part of the package, Data Rescue, is an industrial strength package that restores damaged hard drives. I don't have the means (nor, fortunately, the need) to test this application, so the remainder of this article will address the first two applications.

## Data Recycler X

Data RecyclerX acts as the Trashcan's trashcan. After running the installer you set the preferences, including whether to monitor the entire disk, or just users' folders; and you also determine the security level for shredding files. Once this is completed, Data RecyclerX runs automatically in the background. Whenever you empty the trashcan in the dock, Data RecyclerX moves the files to a hidden location on your hard drive. Then, when you need to interact with the files, you run the Data RecyclerX application.

---

*Overall, the Data Safety Suite is a solid tool kit primarily for users who need redundant data loss prevention methods.*

---

Once the application launches, you can either shred files, or restore some or all of the files.




Figure 1. Data RecyclerX has a straightforward GUI.

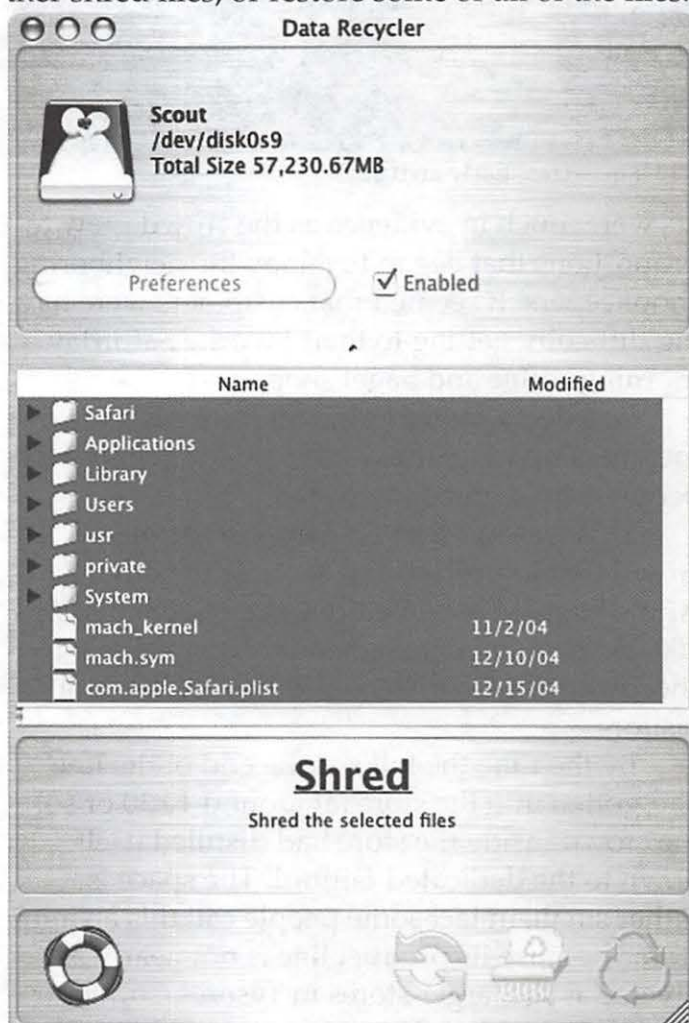


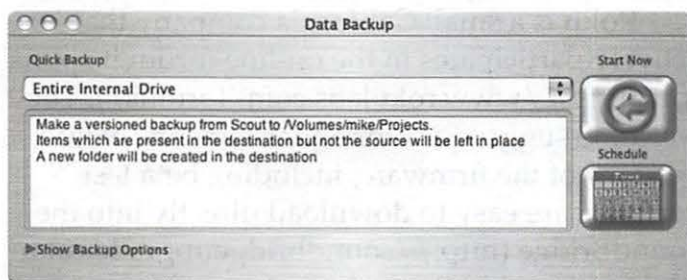
Figure 2. Data RecyclerX in action, shredding files.

Shredding files in Data RecyclerX deletes the files and destroys their underlying data. This is more secure than when you empty the trash. The normal method of emptying the trash consists of removing deleted file names from the file catalog that the hard drive maintains. The data exist until they are overwritten by another file's data. The Data RecyclerX's method ensures that the data cannot be restored. This is a good thing if you are getting ready to sell you Mac or if you have a laptop with sensitive data.

Overall, Data RecyclerX works as advertised. Initially, I was unable to get it to work, but Prosoft's support staff kept in touch, and eventually released an updated version of the software, version 1.5, which I used for this review. The only issue that I have with Data RecyclerX is that it uses a lot of space on the hard drive. Instead of linking to the original data of the deleted file, it creates a copy of the file. This resulted in a shortage of hard drive space on my iBook – if I deleted a 1 Gigabyte file, I lost 1 Gig of hard drive space. Whether or not you'd find Data RecyclerX useful depends on your needs; if you need to prevent others from recovering your data, or if the risk of accidentally deleting a file is something you'd rather avoid, then Data RecyclerX is for you. It is a "belt and suspenders" approach to data management. Normal users with limited space may be satisfied with simply reviewing their trash before deleting it.

## Data Backup

Data Backup allows users to backup either their entire drives, or a selection of their drives, and restore their data at a later time. The following two screen shots show Data Backup, as configured to back up an entire volume and a custom save:



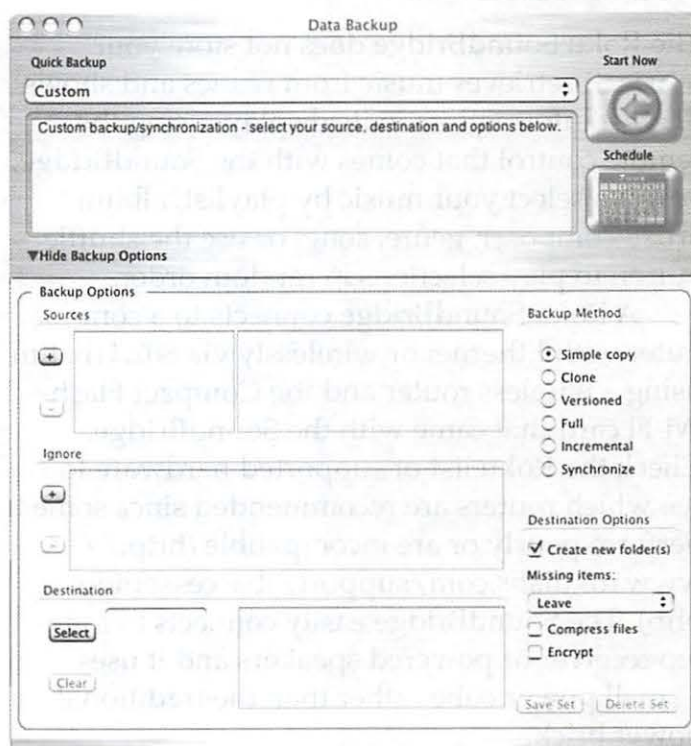
**Figure 3.** Data Backup makes backing up an entire volume simple!

Using Data Backup to back up a volume is as simple as selecting the volume to back up and the target volume. There are several backup methods available, including scheduled backups and incremental backups. One of the coolest features is a synchronized backup. This allows a user to add and delete files from a folder while retaining the ability to restore deleted files by accessing an older saved version of the file.

## Summary

Overall, the Data Safety Suite is a solid tool kit primarily for users who need redundant data loss prevention methods. Data RecyclerX adds a layer of deletion prevention to the trashcan. Data Backup is a great tool for backing up a volume or folder. And Data Rescue, while I did not personally use it, has a good reputation as a tool for data recovery on a damaged disk. The suite may be overkill for a casual user, but I think it would be a tremendous asset in a professional Mac shop.

Prosoft Engineering  
Data Safety Suite, \$149  
<http://www.prosofteng.com/products/dss.php>




**Figure 4.** Data Backup can be configured to back up selected folders.

# Roku SoundBridge - iTunes Compatible Network Music Player

© 2005 Allen Kent

My iMac is in the den and my stereo sound system is in the living room. I wanted to listen to my iTunes music library on the stereo, so I installed a Roku SoundBridge M1000 with little effort and immediate gratification. The SoundBridge from Roku LLC (<http://www.rokulabs.com/>) is a network music player that integrates seamlessly with iTunes. The design of the device is so elegant that it could easily be mistaken for a product from Apple Computer, Inc.



## The Author's Roku SoundBridge

### How it Works

The Roku SoundBridge does not store your music. It retrieves music from iTunes and shows playlist information on its display. Using the remote control that comes with the SoundBridge, you can select your music by playlist, album, artist, composer, genre, song, or use the shuffle button to play selections in random order.

A Roku SoundBridge connects to a computer with Ethernet or wirelessly via 802.11b. I'm using a wireless router and the Compact Flash Wi-Fi card that came with the SoundBridge. Check the Roku list of supported hardware to see which routers are recommended since some perform poorly or are incompatible (<http://www.rokulabs.com/support/sbaccesspoints.php>). The SoundBridge easily connects to a stereo receiver or powered speakers and it uses a small power cube rather than the traditional power brick.

With Mac OS X 10.3, two preference files must be selected to authorize music sharing with

the Roku SoundBridge. In System Preferences, select "iTunes Music Sharing" and in iTunes Preferences, select "Share my music."

### Listening to Internet Radio

You can listen to Internet radio stations from either an iTunes playlist or from the ten-station directory stored in the device. Many Internet radio station formats are supported but not all. When the SoundBridge is connected to your network, the stored directory of stations may be viewed with a Web browser. Using Safari, select the Rendezvous command under the Bookmarks menu. With any Web browser, go to <http://soundbridge.local/SoundBridgeRadio.html>. You can update the list of stations directly on this Web page or by selecting an iTunes playlist from the SoundBridge and then using the command "Memorize radio playlist."

### Listening to Your iTunes

#### Favorite Internet Radio

You may edit any of the names or URLs below to modify your Favorite Internet Radio station list. Click the "Update Radio Stations" button to submit your changes.

Name:	Mostly Classical
URL:	<a href="http://www.mostlyclassical.com/mp3/classical96k.pls">http://www.mostlyclassical.com/mp3/classical96k.pls</a>
Name:	Khaha.com
URL:	<a href="http://winamp.khaha.com:8080/listen.pls">http://winamp.khaha.com:8080/listen.pls</a>
Name:	ACB Radio Treasure-Trove
URL:	<a href="http://acbradio.org/treasure-trove.pls">http://acbradio.org/treasure-trove.pls</a>
Name:	WNYC FM
URL:	<a href="http://wnycfm.streamguys.com/listen.pls">http://wnycfm.streamguys.com/listen.pls</a>
Name:	
URL:	

Update Radio Stations

Your Macintosh must be turned on with iTunes running to listen to your music through the Roku SoundBridge or to access Internet radio stations from an iTunes playlist. You can listen to the Internet radio stations that are stored in the internal directory even if your Macintosh is off.

Roku is a small California company that actively participates in the on-line forum it sponsors (<http://www.rokulabs.com/forums/>). They welcome suggestions for enhancements. New versions of the firmware, including beta test versions, are easy to download directly into the SoundBridge (<http://soundbridgeupgrade.rokulabs.com/cgi-bin/beta-signup>).

There are two limitations to consider. First,

**iTunes Party Shuffle**

[newtopic](#)
[postreply](#)
[Roku Forums Forum Index -> SoundBridge General Discussion](#)

[View previous topic :: View next topic](#)

Author	Message
<p><b>MacAl</b></p> <p>Joined: 04 Dec 2004 Posts: 11</p> <p><a href="#">Back to top</a></p>	<p>Posted: Thu Jan 13, 2005 9:58 pm Post subject: iTunes Party Shuffle <a href="#">quote</a></p> <p>Is it possible to access the iTunes Party Shuffle via the SoundBridge? This permits a passive approach to random listening compared to the SoundBridge requirement for building a queue.</p> <p><a href="#">profile</a> <a href="#">pm</a></p>
<p><b>RokuMike</b> Roku Engineering</p> <p>Joined: 22 Aug 2004 Posts: 581 Location: Palo Alto, CA</p>	<p>Posted: Fri Jan 14, 2005 4:37 pm Post subject: <a href="#">quote</a></p> <p>Party Shuffle is not accessible via the iTunes sharing feature. We've logged an enhancement request.</p> <p>There's an easier way to get to your whole library than doing the smart playlist, though. Just pick "Browse Songs" from the Browse menu. We're thinking about adding a "Shuffle Library" feature in a later revision, as well.</p> <p>Mike Kobb Senior Software Engineer Roku</p>

**Example dialog from Roku support forum message board**

Apple Computer has not licensed Roku to play music purchased from the online iTunes music store. If Apple issues the license, Roku will enable playing this music on the SoundBridge.

The second limitation is the wireless protocol. A Roku SoundBridge ships with an 802.11b Wi-Fi card. Currently, there is no support for the higher speed 802.11g protocol or encryption. However, the 802.11b speed is sufficient for music streaming. Reports on the Roku forum state that a network that shares both 802.11b and 802.11g devices will slow to the 802.11b speed. Roku engineers say that they are reviewing 802.11g Wi-Fi cards for compatibility. Since I have never purchased music from Apple and the only wireless device I use is my Roku SoundBridge, these issues did not affect my purchase decision.

**SoundBridge vis-a-vis Apple Airport Express**

How do the Roku SoundBridge and Apple

Airport Express differ? The SoundBridge has an excellent display and music selection is made from the SoundBridge. Airport Express has no display and the music selection must be made from your Macintosh. The Airport Express will allow iTunes Music Store purchases to be played.

Roku offers three models of the SoundBridge. The company states, "The only difference between the M2000, M1000 and M500 models is the size and capabilities of the display." They are priced at \$499.99, \$249.99, and \$199.99. For details, go to <http://www.rokulabs.com/products/soundbridge/models.php>. In December 2004, Best Buy sold the M1000 at \$199.99. If you purchase a SoundBridge directly from Roku, they offer a 30-day no-questions-asked money back guarantee.

The user manual is available at <http://www.rokulabs.com/support/sbuserguide.php>.

What are you waiting for? Now you can listen to all the music in your iTunes library from any room in your house.

# Take iPod For Those Scary Medical Procedures.

by Len Adler

I'll bet you have had the experience of facing some health care and being anxious about it. It's 10 a.m. yesterday, and I'm sitting in a comfy chair, on a pad, in my socks and a surgical gown. I'm in the "Urological Consultants Suite" waiting for the doctor to come and complete a procedure I really know little about. Am I a bit anxious? Well, of course. I'm wondering how other people comfort themselves when they get to this situation. Sooner or later most people have to face some procedure where they feel a loss of control. Meanwhile, the nurse just said allow ten more minutes until they're ready.

I brought my iPod. I've taken this in case I get anxious about the procedure. I don't want

---

*I think the iPod is one of the wonder creations of the last few years because of the comfort I get when I have it playing, and the portability of it.*

---

to go into shock either. This iPod, which I bought four months ago, plays music, more songs than I could listen to in a day probably. I think I have only about 290 songs now on this thing so far. Some came from the iTunes Music Store, but most I owned or got from the library.

As the music begins, I start to feel caught up in it. The beauty of the sound, of the rhythm, and its familiar passages. After all, I put the songs there, and selected what I want to hear now. Before I know it, I'm feeling so good, I feel out of place in my blue gown in this sterile, unfamiliar place. The music is loud. Nobody else can hear it but me! It stops bothering me anymore that I don't know what's going to be done to my body, or if it will cause me pain and damage. Music's got my attention. I have to stop from singing with the recording.

Soon the nurse calls "Mr. Adler". I walk

into the room where the procedure will be done. I get up on the table in front of him. The doctor tells me what he's going to do and that it won't be bad. He's inserting some small instrument into my rectum so that an ultrasound can measure the size of my prostate. After warning me about the feel of pressure, and apologizing for the pain, I feel it. How unnatural it feels in there. Soon he tells me he's done, and the thing comes back out. It's done. Blessed relief!

What you do to get yourself through life's daunting medical or dental procedures? It helps to have someone you care about go along. My dear wife is in the waiting room, and I feel safer for her support. Later she mentions that in talking to another wife who also was waiting, she said her husband took a valium before he went there to be at ease. I'd rather use my iPod. What do you do? What works for you? Remember the western movies where the guy with the toothache medicates himself with a bottle of whiskey?

---

*...her husband took a valium before he went there to be at ease. I'd rather use my iPod.*

---

Are you a Jack Daniels type? Remember in the black and white movie days, when the kid with a loose tooth ties a string to one end of it while the other is fixed to the door knob so it gets yanked out- yikes.

I think the iPod is one of the wonder creations of the last few years because of the comfort I get when I have it playing, and the portability of it. I use it when I'm out for hours, away from the standard creature comforts, or working out, or when I want to hear music and others around me would be inconvenienced. It's another gadget one can live without, but is very exciting to use. I prefer iPod to medication, don't you? I was 66 in January, living proof that there's no age limit for loving the iPod.

**Check with us about  
small display ads**



# Computer Diagnostics: A Protocol for Success

© 2005 Lawrence I. Charters

When something goes wrong with your computer, solving the problem depends more on protocol than genius. Many people have convinced themselves that they can't handle even the simplest problems because they are not "computer nerds" or "one of those kinds of people." But solving computer problems is a process. It isn't a difficult process to learn, though how you apply it to problems can be as varied as the problems themselves.

We'll start with a typical problem. Our user (we'll call him "Lawrence" since you'll assume that's his name, anyway) was running out of space on the hard drive of his Power Mac G4 computer. He wanted something larger. The Power Mac G4 is ridiculously easy to upgrade – the entire side of the computer opens by just lifting a latch – so he didn't anticipate any problems. Naturally, he was wrong.

## Research

Our user had done some preliminary research. His existing drive was 30 gigabytes in size, which seemed huge just a few years ago. Fortunately, drive technology has been progressing at a terrific rate, and new drives are both larger and less expensive. Unfortunately, drive technology outstripped the design specifications of the Power Mac G4: it can "see" only 128 GB on ATA drives, even if the drive has a higher capacity. This limitation doesn't apply to the newer Power Mac G4 "Quicksilver" machines, but he didn't have one of these new machines.

But he did have a Sonnet Technologies Tempo Trio. This is a PCI card that simply slips into a slot in a Power Mac G4 (or almost any other Mac with PCI slots) and adds two USB ports, two FireWire ports, and allows you to connect up to four ATA hard drives. Our user had added this a couple years ago so he could plug more USB and FireWire gizmos into the Power Mac, as well as an 80 GB drive that was now full. He remembered reading that the Sonnet card was not

limited to 128 GB.

## Problem Definition

While shopping for socks one day (yes: socks), our user came to a POP (Point Of Purchase) display for a 200 GB ATA drive. The fact that vendors are creating counter-top POP displays for hard drives is nothing less than amazing; the fact that you can run into such a display while sock shopping is simply bizarre. Looking over the specifications on the outer box, the drive seemed like it would be quite at home inside the Power Mac G4: it was a fast, 7200 rpm drive with an 8 megabyte cache, and it had an ATA100 interface. There was even a Mac logo on the box. Most important of all, it was 200 GB – far larger than the 30 GB drive he wanted to replace – and it was cheap.

Once home, our user crawled under his desk, removed the eleven cables connecting the G4 to video, keyboard, mouse, scanner, phone, network, etc., and hauled the computer to the dining room table. The new drive was removed from its packaging, screwed to one of the mounting plates on the G4 (the G4 comes with three), and the computer was hauled back to its home under the desk. All eleven cables were re-attached, power was applied and –

After launching Mac OS X's Disk Utility to format the drive, the new drive didn't show up. Was it the Dark Side of the Force, or something more mundane?

What our user didn't do:

- He didn't doubt his previous research. When something doesn't work out right, many users start second-guessing what they know, and start thinking, "Maybe it doesn't work in a G4. Maybe it isn't a Mac drive. Maybe that iChat update destroyed it."
- He didn't assume it was broken. Virtually every electronics manufacturer will tell you that most "broken" returned equipment works just fine, but the buyer didn't know how to install it or use it.
- He didn't think he was "too dumb" to do such a task and start a panicked search for

someone else to install it.

What our user did do:

- He thought of many powerful, pungent phrases to utter, but didn't utter them.
- He wondered if he'd plugged the data cable and power cable into the drive.

After unplugging the eleven cables again, and dragging the computer back to the dining room table, our user opened the machine to find: the data cable was plugged in, but not the power cable. After plugging the power cable into the drive, the computer was hauled back to the desk, the cables were plugged in, and the power was turned on.

This time, the new drive did appear in Disk Utility. Unfortunately, Disk Utility claimed the drive was only 127 GB rather than 200 GB. Was this a dastardly plot by the Dark Lord, or a more routine setback?

## Problem Redefinition

As you get deeper into a problem, you may find that the problem needs to be redefined. Unfortunately, many people think "deep into a problem" is a synonym for "I'm slipping below the waves and about to drown." If the problem takes an unexpected twist, don't run away. Instead, follow the problem around the corner.

What our user didn't do:

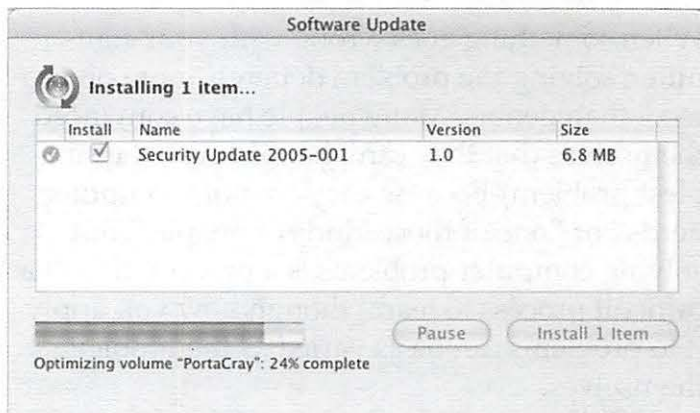
- He didn't give up.
- He didn't log in to a Web chat room and complain that he'd been sold a defective drive.
- He didn't think the latest iCal update destroyed the extra space on the drive.

What our user did do:

- He logged in to the Sonnet Technologies Web site and confirmed that yes, the Tempo Trio did support drives larger than 127 GB (they even have an animation showing a "120 GB" speed limit sign being shattered).
- He noticed, for the first time, the need for a

firmware update if he had an older Tempo Trio card.

- Guessing that he had an older card, he downloaded the firmware update.



Any good diagnostic protocol should be based on observable cause and effect. Just because some Web site claims the latest security update will cause your drive to fail, your word processor to stop spell checking, and the car alarm on your Porsche to go off randomly in the middle of the night doesn't mean any of the claims are true.

## Zeroing In On Success

With the firmware driver downloaded to disk, our user double-clicked on it and – the icon started to zoom out and then it collapsed. Why did it fail to launch? He double-clicked again and again the update failed to launch. The update was attempting to run Classic but, alas, our user had removed Classic at some point (probably because he wanted the drive space it occupied). He decided to install Mac OS 9 on the old 30 GB drive he was planning on replacing. This took a few minutes, and then he booted back into Mac OS X and double-clicked on the installer. Classic launched and promptly displayed a message that the firmware failed to install. Curses, foiled again.

Returning to the Sonnet Technologies site, our user actually bothered to *read* the instructions for the firmware update. They said, among other things, that the firmware update must be installed under Mac OS 9. Not under Classic. Not under Mac OS X. Given the age of the update, and the fact all Sonnet cards had been ship-

ping with newer firmware for several years, this was not entirely unreasonable, but our user was perturbed and thought of even more pungent phrases.

After booting into Mac OS 9, the firmware update installed almost instantly. Rebooting into Mac OS X, the new 200 GB drive showed up as a new 186.3 GB drive (200,049,647,616 bytes). Success!

Our user then launched Disk Utility and told it to format the drive with zeros. This takes a long time, especially with a drive of this size, but it ensures that every byte on the drive is usable. You don't want to find out your 200 GB drive is defective after it has been use for a few weeks or months; take the time to write to every possible byte up front, before anything vital is stored on the drive.

### Protocol for Success

This may not be the most dramatic possible example, but this series of events does demonstrate some principles of a diagnostic protocol:

- Do research. You don't have to be an expert, but you should have a good idea of what you are doing, be that printing a dissertation or installing a hard drive, before you start.
- Read the directions. Or at least look at the pretty pictures and read their captions. If something is marked "Important!" and printed in red, you should probably read *all* of that section.
- Don't assume an evil demon has escaped from the underworld to thwart you at every turn. Any frustrations you encounter probably have more prosaic origins.
- Don't assume either your hardware or your software are defective. Most "defects" are actually misunderstandings on the part of the user.
- Don't doubt what you know. When confronted with the unexpected, forgetting or doubting what you know is a guarantee of disaster.
- Be methodical, and stay focused. Changing your network settings won't make your hard drive work better, and playing with the

volume control for your sound won't fix a problem with your keyboard.


Develop a good diagnostic protocol. Take the fear out of sock shopping.

### References:

Sonnet Technologies Tempo Trio: [http://www.sonnettech.com/product/tempo\\_trio.html](http://www.sonnettech.com/product/tempo_trio.html)

"Macintosh: Using 128 GB or Larger ATA Hard Drives" <http://docs.info.apple.com/article.html?artnum=86178>

"Mac OS X: How to Zero All Data on a Disk" <http://docs.info.apple.com/article.html?artnum=107437>



*Ask us about  
advertising  
in the  
Washington  
Apple Pi  
Journal*

## SIG Reports

### January iLife SIG

*submitted by Steve Lemon*

At the January 15th, 2005 iLife meeting, at Microcenter, Fairfax, VA, Michael Glagola led off with a presentation in which he provided some insight into *Understanding Image Characteristic and Fundamentals*. Michael first learned about digital imaging technology 12 years ago, working in digital medical imaging as the co-founder of a medical picture archive and communications company. He talked about the imprecise way we often talk about DPI (dots per inch), LPI (lines per inch), and SPI (samples per inch) -- and why anyone should care. In particular, he covered how the decisions we make in modifying, and then saving a captured image may affect the final results. You can see a PDF version (190K) of the slides he used on the Pi site at: <http://www.wap.org/imovie/DigitalImagingPresentation.pdf>

In addition, Bob Rhodes gave a summary of his December 2004 trip to Belgium to document the 60th Veterans Anniversary of The Battle of the Bulge. He took some 4000 photos and several hours of video, which he plans to edit then combine to create a video, which he will then export to DVD, with music and narration. He expressed his appreciation to the many iLife members who aided in a bringing him from up to a level such that he could, with some confidence, manage the project. In addition to thanking the SIG for their support, Bob outlined the 'lesson learned' on this project.

Many thanks to Bob Lewis, a manager at the MicroCenter in the Nutley Street Shopping Center in Vienna, who hosted the iLife SIG.

### January Graphic Arts SIG

*submitted by Gene Haddon*

Twenty-five SIG members gathered in the classroom of Sonny's Mac Business Solutions. Our speaker was Duane Heaton, Assistant Manager of Penn Camera in Rockville. His topic was "How to Buy a Digital Camera". Duane has been

working with photography for 20 years in the Washington area and five years at Penn Camera.

He spoke about the questions to address when buying a camera such as: What do you want to photograph? And How large do you want the finished prints to be?

This led into a detailed discussion about large and small pixels as well as number of pixels. He discussed several types of cameras from the smallest to the more versatile SLRs, and how to think about camera capability vs portability.

The group had many challenging questions for Duane which he was happy to discuss and answer.

We ran out of time before we knew it. Nine of us went on to have lunch and more discussion and conversation.

### Retired Persons SIG

*submitted by John Barnes*

This SIG is one of the less-known ones of the Pi. It is designed for anyone who has some free time during the day, from 9:30 a.m. to 12 noon. We meet in the Pi Clubhouse on the third Wednesday of each month.

The SIG provides an atmosphere within which members can share solutions to their computing problems with other Pi members or where they can seek help on simple software and hardware problems.

This often takes the form of "free-form" tech support in which members of the group pose questions and other members provide answers. Failing that the moderator of the day can offer an answer.

Experiences with the Internet, travel and family are common themes and we have occasional presentations showing finished products obtained using various computer applications. "Best Practices" in such matters as backup and file organization are other themes that people need to hear about repeatedly.

Any Pi member with some free time is encouraged to drop by and join in the discussions.

**See Page 29 for a list of currently Active Special Interest Groups**

## Club Notices

### Officers and Board of Directors

President—John Barnes, [president@wap.org](mailto:president@wap.org)  
Secretary—Bob Jarecke, [secretary@wap.org](mailto:secretary@wap.org)  
Treasurer—Dick Rucker, [treasurer@wap.org](mailto:treasurer@wap.org)  
VP Programs—Abraham Brody,  
[vpprograms@wap.org](mailto:vpprograms@wap.org)  
VP Volunteer Services—Cheryl Lavoie,  
[vpvolunteers@wap.org](mailto:vpvolunteers@wap.org)  
VP Publicity—Craig Contardi,  
[vppublicity@wap.org](mailto:vppublicity@wap.org)  
VP Membership—Cynthia Cole,  
[vpmembership@wap.org](mailto:vpmembership@wap.org)

### Directors

William (Bill) Bailey, [wbailey3@cox.net](mailto:wbailey3@cox.net)  
Bill Diffley, [bdiff@mac.com](mailto:bdiff@mac.com)  
Gene Haddon, [Gbaddon@mac.com](mailto:Gbaddon@mac.com)  
Nancy Little, [nancy.little@wap.org](mailto:nancy.little@wap.org)  
Jim Little, [jim.little@wap.org](mailto:jim.little@wap.org)  
Kimberley Mills, [millsey@earthlink.net](mailto:millsey@earthlink.net)  
Richard Sanderson,  
[richard@sandersoncomputer.com](mailto:richard@sandersoncomputer.com)  
1 Vacant seat (term ending 2005)

### Volunteers

Telecommunications Committee Chair — Paul  
Schlosser — [pauls@wap.org](mailto:pauls@wap.org)  
Webmaster – Lawrence Charters –  
[webmaster@wap.org](mailto:webmaster@wap.org)  
Mac Editor, Review Editor – Lawrence Charters–  
[maceditor@wap.org](mailto:maceditor@wap.org)  
Tuesday Night Clinic – Jim Ritz —  
[jim.ritz@wap.org](mailto:jim.ritz@wap.org)  
Calendar Editor – David Harris —  
[david.harris@wap.org](mailto:david.harris@wap.org)  
Tutorial Coordinator – Pat Fauquet —  
[tutorials@wap.org](mailto:tutorials@wap.org)

## Want an Inexpensive Dialup ISP?

**56 kbaud, generous web space,  
help from real people. E-mail  
[office@wap.org](mailto:office@wap.org) for more info.**

## Contacting Washington Apple Pi

Contact: Washington Apple Pi, Ltd., 12022  
Parklawn Drive, Rockville, MD 20852. Business  
Office: (301) 984-0300  
Web address: [www.wap.org](http://www.wap.org)  
e-mail address: [office@wap.org](mailto:office@wap.org)  
Office hours: Fri. 10 am-3pm  
Clinic Night - Tues. 7-9 pm

**Please** leave messages on the answering machine. This is an automated system that allows our volunteers to quickly respond to your needs without having to actually sit in the office.

When weather is bad, call to check if office is open.

## Copyright Notice

© COPYRIGHT 2005, by WAP, Washington Apple Pi, Ltd. Anyone wishing to reprint material from this publication must first obtain permission. such requests may be sent by e-mail to [maceditor@wap.org](mailto:maceditor@wap.org) or by postal mail to the Pi office care of "WAP Journal Editor." When reprinting any portion of the contents herein, proper author, title, and publication credits must be given. A copy of the article as printed must be sent to Washington Apple Pi; 12022 Parklawn Drive, Rockville, MD 20852.

This issue of the *Washington Apple Pi Journal* was created on a dual processor 1.25 GHz Power Mac G4 with 1.5 GB RAM and two displays. Articles were edited and laid out with Adobe InDesign CS. The principal typeface is Palatino (10/12) for the articles; and Helvetica Bold for headlines, subheads, and emphasis.

**Cover Design:** The WAP Journal cover design was created by Ann Aiken in collaboration with Nancy Seferian. The Capitol artwork was illustrated by Carol O'Connor for One Mile Up, which donated it for use on our cover.

## Tutorials

# Washington Apple Pi Schedule of Classes March-April 2005

Our classroom courses are an important part of "Users Helping Users to Help Themselves" Each session is limited to six students and each student uses an iMac with the latest operating system. If you want to take a course it is important that you register at least a week prior to the class date. Send an e-mail to [tutorials@wap.org](mailto:tutorials@wap.org). To view detailed descriptions and administrative information, visit the WAP Calendar at <http://calendar.wap.org>. If you have questions please leave a message in the "Tutorials" voice mailbox at 301-984-0300 or send an e-mail to [tutorials@wap.org](mailto:tutorials@wap.org).

This month we have added classes in Dreamweaver, iWork: Pages, iWork:Keynote, iPhoto 05, and iMovie 05.

**How to Open Almost Any File** Thursday, March 3, 2005 9:30 AM to 12:30 PM Jim Ritz

**Installing Updates, Downloads, and Software** Thursday, March 3, 2005 1:00 PM to 4:00 PM Jim Ritz

**Microsoft Word Basics 1** Friday, March 4, 2005 9:30 AM to 12:30 PM Sheri German

**Mac OS X for New Users 1 -- The Desktop and Mouse** Monday, March 7, 2005 9:30 AM to 12:30 PM Pat Fauquet

**Let's Burn Some CDs** Monday, March 7, 2005 1:00 PM to 4:00 PM Pat Fauquet

**Mac OS X 1- The Finder, Menus and the Dock** Thursday, March 10, 2005 9:30 AM to 12:30 PM Jim Ritz

**Surfing with Safari** Thursday, March 10, 2005 1:00 PM to 4:00 PM Jim Ritz

**Mac OS X for New Users 2 -- Finder Windows and the Menu Bar** Monday, March 14, 2005 9:30 AM to 12:30 PM Pat Fauquet

**iPhoto 05** Monday, March 14, 2005 1:00 PM to 4:00 PM Pat Fauquet

**Mac OS X 2 - Users, Saving, and Finding** Thursday, March 17, 2005 9:30 AM to 12:30 PM Jim Ritz

**Using the Address Book and iCal** Thursday, March 17, 2005 1:00 PM to 4:00 PM Jim Ritz

**Microsoft Word Basics 2** Friday, March 18, 2005 9:30 AM to 12:30 PM Sheri German

**Mac OS X 3 - Using the System Preferences** Thursday, March 24, 2005 9:30 AM to 12:30 PM Jim Ritz

**Troubleshooting Computer and Printer Problems** Thursday, March 24, 2005 1:00 PM to 4:00 PM Jim Ritz

**AppleWorks Word Processing** Thursday, March 31, 2005 9:30 AM to 12:30 PM Jim Ritz

**Mac OS X 1- The Finder, Menus and the Dock** Thursday, March 31, 2005 1:00 PM to 4:00 PM Jim Ritz

**Microsoft PowerPoint** Friday, April 1, 2005 9:30 AM to 12:30 PM Sheri German

**Installing Updates, Downloads, and Software** Saturday, April 2, 2005 1:00 PM to 4:00 PM Jim Ritz

**Mac OS X for New Users 3 -- Using Applications** Monday, April 4, 2005 9:30 AM to 12:30 PM Pat Fauquet

**iWork Pages - Word Processing in a new era** Monday, April 4, 2005 1:00 PM to 4:00 PM Pat Fauquet

**Mac OS X 2 - Users, Saving, and Finding** Thursday, April 7, 2005 9:30 AM to 12:30 PM Jim Ritz

**Mac OS X 3 - Using the System Preferences** Thursday, April 7, 2005 1:00 PM to 4:00 PM Jim Ritz

**Microsoft Word Basics 1** Friday, April 8, 2005 9:30 AM to 12:30 PM Sheri German

**Mac OS X for New Users 4 -- Using the Web and E-mail** Monday, April 11, 2005 9:30 AM to 12:30 PM Pat Fauquet

**iWork Keynote** Monday, April 11, 2005 1:00 PM to 4:00 PM Pat Fauquet

**Dreamweaver 1** Friday, April 15, 2005 9:30 AM to 12:30 PM Sheri German

**iMovie 05, The Basics** Monday, April 25, 2005 9:30 AM to 12:30 PM Pat Fauquet

**Troubleshooting Computer and Printer Problems** Thursday, April 28, 2005 9:30 AM to 12:30 PM Jim Ritz

**Dreamweaver 2** Friday, April 29, 2005 9:30 AM to 12:30 PM Sheri German

## Member Specials!!

Check them out at  
<http://tcs.wap.org/topics?b=spec>

*Special pricing on*

Software

Hardware

Accessories

Magazine Subscriptions

Books

Meetings

## Special Interest Groups

Be sure to check the WAP calendar at [calendar.wap.org](http://calendar.wap.org) for meeting locations, times, and dates.

**AOL** - John Barnes (301) 652-0667  
JDBarnes@aol.com

**Apple IIGS** - Lorin Evans [lorin.evans@wap.org](mailto:lorin.evans@wap.org)

**Graphic Arts** - [www.wap.org/gasig](http://www.wap.org/gasig)

**iLife** - Hal Cauthen (703) 323-8934  
[chrgrhorse@aol.com](mailto:chrgrhorse@aol.com)

**Mac Programmers** - Aaron Burghart

**Power Users** - [www.wap.org/power](http://www.wap.org/power)

**Retired Persons** - [www.wap.org/retired](http://www.wap.org/retired)

**Teen** - Steve Roberson [roberson@zurka.com](mailto:roberson@zurka.com)

**Apple III** - David Ottalini (301) 681-6136, [dave.ottalini@wap.org](mailto:dave.ottalini@wap.org)

### SIGs Needing Fresh Spark Plugs

AOL, Educators, Excel, Genealogy, QuickTime, Music

If you have a special interest that would seem to warrant formation of a new SIG please send E-mail to [president@wap.org](mailto:president@wap.org).

*Remember This Date!*

**May 1, 2005**

On Sunday, between 2:30 and 4:30 pm, there will be an **OPEN HOUSE** at the WAP Office in Rockville, Maryland, at 12022 Parklawn Drive. All members are encouraged to attend. This will be an opportunity for new members to meet old members and have some computer fun.

*Bring your laptops if you like, and a snack for all to share.*

For directions and/or questions please visit [www.wap.org](http://www.wap.org) or email [cynthia.cole@wap.org](mailto:cynthia.cole@wap.org)

Adobe  
in May



# Classified Ads

E-mail to [office@wap.org](mailto:office@wap.org) for rates and regulations. Pi members may place ads up to 25 words in length free of charge.

## Products

- **Mathematical Software** - MLAB provides advanced curve fitting, numerical solutions to non-linear ordinary differential equations, linear algebra, graphics, statistics, and more, from a simple, scriptable command line interface. Further details from [www.civilized.com](http://www.civilized.com).

## Services

- **Mac Hardware, software, networks & training.** Apple factory trained & A+ Certified. Marchetti Associates LLC. 301-404-2210 or [phil@marchettiassociates.com](mailto:phil@marchettiassociates.com).

- **Macintosh House Calls - Upgrades, Repairs, Tutoring.** Contact John Barnes at 301-652-0667 or [jdbscience@mac.com](mailto:jdbscience@mac.com). Discount for Pi members.

- **Law Offices of Richard S. Sternberg**  
<http://www.MetroWashingtonLaw.com/> (202) 530-0100

## Employment Opportunities

**Green Acres School** - Green Acres School in Rockville (not far from the WAP office) is looking for a full time Technology Director to provide leadership in developing, coordinating and managing the school technology program. Expertise with Mac OS X is required. Experience with OSX Server or Xserve is a definite plus. Experience in an educational environment is highly prized. Some experience with Linux or network management is desirable but can be learned on the job. Liking people and a lively imagination are particularly helpful traits for this position. You

will be working closely with Brian McLaughlin ([brianm@greenacres.org](mailto:brianm@greenacres.org)), WAP member since 1979. To read a full job description, a list of qualifications, and application procedures, please see the Green Acres School listing in the job bank at [www.aisgw.org](http://www.aisgw.org).

## Need Help?

### Try a Software Clinic (Sunday afternoons in March and April)

Pi members who need help mastering their operating systems or getting started with applications can ask for "software clinic" assistance.

For the next couple of months we are going to try holding these on a Sunday afternoon. They will be held in the Pi's classroom and will run from 2 to 4 p.m.. In return for this service we ask that the recipient either pay the Pi \$10 per hour or provide an hour of volunteer service for each hour of assistance received.

Members desiring this assistance should send an E-mail to [frontdesk@wap.org](mailto:frontdesk@wap.org) to ask for an appointment. The Subject Line should include the words "Software Clinic." The requestor should describe the problem he or she is trying to solve and should provide phone and e-mail contact information along with their Pi member number. The requestor should specify the dates when which they are available for an appointment.

A volunteer will respond to complete the arrangements. It must be understood that this is not "tutoring." The volunteer guide may be only slightly more knowledgeable than the requestor, but people who are adept at "exploring" the Mac can often solve problems with no prior knowledge of a given application. Initial plans call for helping members with Mac OS X, iLife components, AppleWorks, a few image manipulation programs, etc.

Volunteers who wish to render this kind of assistance should also contact [frontdesk@wap.org](mailto:frontdesk@wap.org).

## Photo Credits

Dick Sanderson - 3, 5R, 6R, 7L, 8LT, 9lo, 10R, 11, 13L

John Barnes - 5L, 10L, 17

Dick Rucker - 6L, 7R, 8, 9up

Gene Haddon - 13R

Allen Kent - 20





*Operated By and For Its Members*

12022 Parklawn Drive  
 Rockville, MD 20852 [www.wap.org](http://www.wap.org)  
 (301) 984-0300

<b>For Office use only:</b>	
Finance	_____
Processed	_____
Mailing Date	_____

**Membership Application**

- New Member or Family Membership
- Renewal (\_\_\_\_\_ WAPi #)

Name \_\_\_\_\_ Company \_\_\_\_\_

Address \_\_\_\_\_

City \_\_\_\_\_ State \_\_\_\_\_ Zip \_\_\_\_\_

Home phone \_\_\_\_\_ Cell/other phone \_\_\_\_\_

Email \_\_\_\_\_ Occupation \_\_\_\_\_

Your information is securely stored at our office. May we add you to our mailing list and the directory. Y  N

<b>WAPi has Special Interest Groups (SIGs), please check if you would like to know more about:</b>	
<p><b>What do you use?</b></p> <input type="checkbox"/> G5 <input type="checkbox"/> G4/G3 <input type="checkbox"/> PowerMac/Classic Mac <input type="checkbox"/> DSL or Cable Modem <input type="checkbox"/> OS X <input type="checkbox"/> Home Network <input type="checkbox"/> Other	<p><b>Would you like to join?</b></p> <input type="checkbox"/> iLife (includes iTunes, iMovie, iDVD, iPhoto and GarageBand) <input type="checkbox"/> PowerUsers <input type="checkbox"/> iMac/eMac <input type="checkbox"/> Teen <input type="checkbox"/> Graphic Arts <input type="checkbox"/> Programming <input type="checkbox"/> Retired
<input type="checkbox"/> I would like to volunteer as _____	
<input type="checkbox"/> Other	

FEES	
Basic Membership -- includes Journal, one free email account and web access to TCS ( <i>new members receive a kit which includes the latest Journal and CD, member card with ID# and email access.</i> )	Basic \$49 \$ _____
*please note if you live outside the US, contact us at <a href="mailto:office@wap.org">office@wap.org</a> for postage charge to your location	\$20 \$ _____
Additional email account (per year)	\$42 \$ _____
Student (must fax or enclose copy of current Student ID)	\$96 \$ _____
Explorer Dial Up Internet Service (per year)	\$6 \$ _____
Current Pi Fillings Monthly CD (renewals only)	\$ _____
<b>TOTAL ENCLOSED</b>	<b>\$ _____</b>
<b>Payment Options</b>	
<input type="checkbox"/> Check/Money Order Enclosed	<input type="checkbox"/> Credit Card (Visa/Mastercard ONLY)
Card # <input type="text"/> <input type="text"/> <input type="text"/> <input type="text"/> <input type="text"/> <input type="text"/> <input type="text"/> <input type="text"/> <input type="text"/> <input type="text"/> <input type="text"/> <input type="text"/> <input type="text"/> <input type="text"/> <input type="text"/> <input type="text"/> <input type="text"/> <input type="text"/> <input type="text"/> <input type="text"/> <input type="text"/>	Expiration Date <input type="text"/> <input type="text"/> / <input type="text"/> <input type="text"/>
Date _____	Signature _____


# macUpgrades

Hours:

Mon 10 to 6    Tue 10 to 8  
Wed 10 to 6    Thu 10 to 8  
Fri 10 to 5    Sat 10 to 4

Phone: (301) 907-0300  
Fax: (301) 907-9335  
Web: [www.macupgrades.com](http://www.macupgrades.com)  
E-mail [info@macupgrades.com](mailto:info@macupgrades.com)

6931 Arlington Road, Suite A  
Bethesda, MD 20814



Free parking next to the store. We're only 4 blocks from the Bethesda Metro station. Or, ride the free Bethesda 8 Trolley to Bethesda Avenue and Arlington Road, then walk one block south to macUpgrades.



Apple  
Specialist

More than a decade of  
Macintosh Sales, Service,  
and Support Excellence!



## Plugged in **PI**

Washington Apple Pi is more than just the *Journal* arriving in your mailbox. It also offers exciting General Meetings and Special Interest Group (SIG) meetings, special events such as the semi-annual Computer Show and Sale, Internet ISP services (dial-up connections, E-mail, private Web space), has active mailing list discussions, offers one of the oldest, most active Internet forums on the planet (the ubiquitous "TCS"), and one of the oldest Web sites. **Plug in to the Pi.**

Pi calendar — <http://calendar.wap.org/>

Pi Web mail — <http://mail.wap.org/>

Pi store — <http://store.wap.org/>

Pi forums — <http://tcs.wap.org/>

Pi Web site  
and portal — <http://www.wap.org/>

Where the heck is the Pi

# HOTLINE Listing?

The Hotline listing, with the names and phone numbers of members who can provide help on a variety of computer issues, can be found on the TCS,

<http://tcs.wap.org/>

If you are having problems with your Pi account name or password, visit:

<http://tcs.wap.org/password>

for assistance.



## High speed, high reliability internet services (founded 1987)

### **High speed T1 services for businesses, associations, and government**

- Full, unshared internet bandwidth
- Far more reliable than DSL
- 24/7 monitoring and repair service
- Full bandwidth reports updated every 5 minutes
- Combine multiple T1s to increase bandwidth and reliability

HIS T1s provide unrestricted use of bandwidth – 1.5 megabits in each direction (to and from the internet), and connect directly to our backbone facility collocated with AT&T in Washington, DC for high reliability and low latency to all parts of the internet. Circuits are monitored continuously, 24/7, to respond immediately at the first sign of trouble. T1 circuits rarely go down, and when they do, mean time to repair is 4 hours (vs. 24 hours for DSL). We provide as much IP space as you need, as well as DNS services for your domains. HIS T1s are suitable for organizations running their own web, FTP or other servers, and will not bog down under heavy load the way a DSL connection can. Contact HIS at 301-255-0500, option 1, or [sales@his.com](mailto:sales@his.com), for a price and installation date quote (you'll be surprised how low the cost is).

### **Outsourced email services**

- POP3, IMAP and webmail access
- SSL for secure mail pickup
- 24/7 monitoring
- Phone and email support
- Gigantic mailboxes: 30 megabytes standard (75 megabyte Superboxes available)
- Postini virus and spam filtering

Many businesses and trade associations have outsourced their email operation to HIS for convenience, cost savings, support, reliability, and for spam and virus filtering. Contact HIS at 301-255-0500, option 1, or [sales@his.com](mailto:sales@his.com), for more information.

# Absolute MAC

The Area's #1 Apple Service Provider

**Great Service**

**Great Prices**

**Great Stock**



Apple Specialist

OPEN EVERYDAY!

**[www.absmac.com](http://www.absmac.com)**

10-6 Mon-Sat, 12-5 Sundays  
**(301) 417-0600**

---

**Washington Apple Pi, Ltd.**  
12022 Parklawn Drive  
Rockville, MD 20852

Periodical  
Postage rates  
paid at  
Rockville, MD