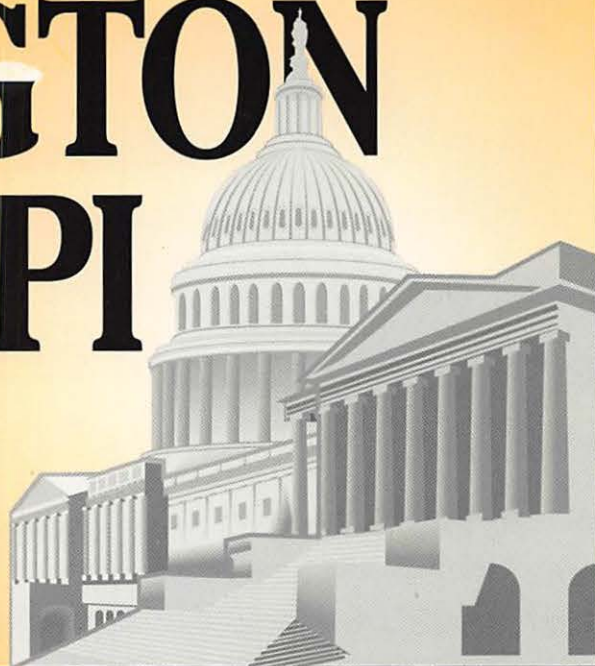


WASHINGTON APPLE PI



Washington Apple Pi Journal Volume 28, Number 4

President's Page – 4

Windows on a Mac (2 Articles) - 6-10

New Life for an Old Powermac G3 - 11

Best of the TCS: Backup Strategy - 12

6 pp of Tips, Tricks and Tools - 15-20

April and May General Meetings -17

The *Pi Journal* Wants YOU!! - 27


Washington Apple Pi Elections 2006 - 27

Upcoming Events

July 15: Picnic – IFC

August 26: PhotoFamilyStory on DVD – 1

Washington Apple Pi Mini Meetings - 14



Windows XP Professional Setup

Welcome to Setup.

This portion of the Setup program prepares Windows(R) XP to run on your computer.

- To set up Windows XP now, press **F6**.
- To repair a Windows XP installation, press **F8** to enter the Windows XP Recovery Console, press **R**.
- To quit Setup without installing Windows XP, press **ESC**.

6

26

myself at

Junk

JDBarne:

- New M
- New Smart Mailbox...
- Edit Smart Mailbox...
- Rename...
- Delete...
- Synchronize "Myself at WAP"
- Take "Myself at WAP" Offline
- Edit "Myself at WAP"...
- Use Small Mailbox Icons
- Erase Deleted Messages
- Erase Junk Mail
- Mark All Messages as Read

May 27, 2006

all the p...

Get Info

18

Washington Apple Pi



Summer Picnic

Visit With Bob "Dr. Mac" LeVitus

Bob "Dr. Mac" LeVitus will be our special guest. He will give a short informal presentation about the state of the Mac after lunch.

Date, Time and Location

Join us on Saturday, July 15 from 11:00 a.m to 3:00 p.m. Our picnic will be held at the home of Pat and Ron Fauquet in Fairfax Station VA. They have shaded back yard and deck. There is ample street parking. Please bring lawn chairs. Tables will be provided.

Other Activities

Challenge Bob and your fellow club members to a game of Bocce, a round of horse shoes and other picnic games.

Dining

The Pi will provide soft drinks, hamburgers and hot dogs. Club members are asked to bring a side dish or dessert for six to share with the group. We will begin grilling the hamburgers and hot dogs at noon.

RSVP

So that we will have enough food and soft drinks, please RSVP by phone at 703 495 9520 or by E-mail, to vpprograms@wap.org by July 8.

Directions

Address -- 9054 Emma Ann Way, Fairfax Station, VA 22039, phone -- 703 495 8520

From Interstate 95:

Get on Interstate 95. Continue to the Lorton Road exit. At the end of the exit, make a RIGHT onto Lorton Road and continue to the next traffic light. Make a RIGHT turn on Silverbrook Road. Continue for 2.7 miles. Take the second RIGHT after the Durga Temple onto Bayberry Ridge Road. It is immediately past the Crosspointe Animal Hospital. Make an immediate LEFT to Emma Ann Way. We are in the last house on the RIGHT.

From the Fairfax County Parkway (7100):

Get on the Fairfax County Parkway. Exit at the OX ROAD/VA 123 EXIT, going SOUTH. Bear LEFT on the off ramp. Turn LEFT onto OX RD/VA-123 South. Travel 4.4 miles. Turn LEFT onto SILVERBROOK RD/VA-600. Travel about 3 miles. Turn LEFT onto BAYBERRY RIDGE ROAD. Travel about 100 yds. This is immediately before the Crosspointe Animal Hospital on the Right. Make an immediate LEFT to Emma Ann Way. We are in the last house on the RIGHT. Immediately turn LEFT onto EMMA ANN WAY. Our home is at 9054 Emma Ann Way. It is the last house on the RIGHT. If you get to Hooes Road and the Durga Temple, you have gone too far. Turn around at make a right after the Crosspointe Animal Hospital.

PHOTOFAMILYSTORY

onDVD

My Daughter Katharine

After 40 years these photos remain
two of my favorites



✕ My children grew up so fast and
now have children of their own ✕



Washington Apple Pi General Meeting Saturday, August 26 9:00 a.m. to 12:00 p.m. Microsoft Innovation & Technology Center

12012 Sunset Hills Road, Reston, VA

9:00 to 10:00 – Special Interest Meetings

- Establishing Workflows with Adobe Lightroom – John Barnes
- A Potpourri of Washington Apple Pi Topics – Dick Rucker and Bob Jarecke
- Solving Common Mac Problems – Pat Fauquet

10:00 to 10:30 General Meeting

10:30 to 11:30 Feature Presentation - Steve Lemon - How to create your Family Story DVD - Steve will share techniques, tips and trick in scanning and assembling your family photos into memorable slide shows accompanied by music and personal narration.

Table of Contents

Volume 28

July/August 2006

Number 4

Articles

| | |
|---|--------|
| President's Page - <i>Bob Jarecke</i> | 4,5 |
| iMac Intel and Windows XP - <i>Derrick Garbell</i> | 6, 7 |
| Windows on a Mac: A Parallel View- <i>Lawrence Charters</i> | 8-10 |
| El Tigre Viejo - <i>Derrick Garbell</i> | 11 |
| The Best of the TCS - Choosing a Backup Strategy | 12, 13 |
| Email Fundamentals Revisited - <i>Al Lubarsky</i> | 15-17 |
| The Many Uses of TextEdit - <i>John Barnes</i> | 17 |
| Cool Tricks with Mac OS X Mail - <i>John Barnes</i> | 17-19 |
| Keep Your Mac healthy: Install Updates - <i>Lawrence Charters</i> | 19,20 |
| What's a Mac Group like you doing in a Microsoft Office? - <i>Len Adler</i> | 21-26 |
| April and May General Meetings - <i>Bob Jarecke</i> | 22-26 |
| Election Committee Report - <i>John Barnes</i> | 27 |
| The Pi Journal Wants YOU!! - <i>John Barnes</i> | 27 |

Club Stuff

| | |
|--|-----------------------|
| General Meetings | Inside Front Cover, 1 |
| MiniMeetings..... | 14 |
| Club Officers | 30 |
| Tutorials - <i>tutorials@wap.org</i> | 31 |
| Club Notices - <i>president@wap.org</i> | 30 |
| Special Interest Groups - <i>http://lists.wap.org/lists/</i> | 28 |
| Classified Ads - <i>office@wap.org</i> | 32 |
| Photo Credits | 32 |

Advertisers

| | |
|---|-------------------|
| Montgomery College Advertising Art Dept | 3 |
| MacUpgrades..... | 32 |
| Heller Information Services..... | Inside Back Cover |
| Absolute Mac | Back Cover |

Find Washington Apple Pi on the Worldwide Web at
<http://www.wap.org>

For Contact and Copyright Information, Please see
Page 30

Postal Information

Washington Apple Pi Journal (ISSN 1056-7682) is published bi-monthly by Washington Apple Pi, Ltd., 12022 Parklawn Drive, Rockville, MD 20852. Periodical postage paid at Rockville, MD.

Annual membership dues for Washington Apple Pi, Ltd. are \$49; of this amount \$18 is for a subscription to the *Washington Apple Pi Journal*. Subscriptions are not available without membership.

POSTMASTER: Send address changes to Washington Apple Pi, 12022 Parklawn Drive, Rockville, MD 20852.

Change of Address should reach us 60 days in advance of the move to ensure that your Journals continue uninterrupted.

Deadlines

Writers' submissions & ad copy
Sept/Oct 2006.....August 1
Nov/Dec 2006.....Oct 1

Editorial Staff

Managing Editor

John Barnes; john.barnes@wap.org

Macintosh/Reviews Editor

Lawrence Charters; maceditor@wap.org

Photo Editor

Richard Sanderson; richard@sandersoncomputer.com

iLife

for Communication Design

Montgomery College

is pleased to present its newest course for new and professional designers:

AA112x iLife for Communication Design!


Offered in our state-of-the-art Mac lab at our Rockville campus, this hands-on lecture/lab course is especially crafted to give artists and designers the tips and techniques they need to succeed with today's digital hub:

Apple's iLife suite!

New to the Mac? This course is perfect for you too! Get a great introduction to these essential programs that make the Macintosh the favorite tool of designers! Bring your digital camera, DV camcorder or iPod to learn how to make the most of these essential devices too. Learn how to archive your older videos and slides and publish online like a professional. This is a full-semester course taught by the pros who know Macs best, and is conveniently offered in weekly lessons on Monday evenings beginning September 11. Senior discounts apply!

Register now to Guarantee a Seat!

Visit montgomerycollege.edu to register online or phone Prof. St.Ours at (301) 251-7518 for details.



AA112x iLife for Communication Design, Lecture/Lab Mon. eves. 6-11PM, Course Number 26911/26912.

President's Page



Hello and Goodbye!

It is with no small regard that I accept the position of President of the Pi. I appreciate the confidence expressed by many in my ability to shepherd this organization. I will do my best to take steps in a positive direction for the Pi. I am confident that with the help of the Board and staff; in a year's time when I leave the Board of Directors the Pi will be better off.

I am excited about the four new members of the Board who have joined the leadership team. I see lots of potential in them and their extra helping hands will be put to the task. I am equally aware of four losses via the departure of several key Board members who have provided so much over the years. John Barnes has been a good President of the Pi, as he was called upon to lead through some tough times and make some hard decisions — the right man at the right time. Nancy and Jim Little have been real trouper. Their dedication and involvement is exemplary, and I only hope they will continue helping in the other areas where they are involved. Craig Conardi also leaves the Board, and, although work and family obligations kept him from doing all he wanted to do, he has provided steady and solid counsel to the Board. Thanks to all of you for your service. The Pi is better off for it.

Are we having fun yet?

So what do I see happening in this upcoming year? Well, first off, we are going to have some fun! I want the Pi membership to rediscover

some of the enthusiasm and camaraderie that it was famous for in earlier times: people working together, helping each other, and all the while enjoying their Apple and Mac computers. Today we might not have many, if any, Apple computers to play with, but there are iPods, the Internet and great applications to challenge and delight us. If you hear me say "Are we having fun yet?" I may be mired down in something and trying to keep perspective or I just might be asking those around me to realize we are in the midst of a good thing.

Next, I want folks to know what is going on. I will be up front in what I know and think and I ask others to do the same. I would like to believe that I listen to others and try to hear what they are saying, but this only works when people choose to communicate. Please, tell me, and the other Board members, what you think. We have tons of ways to contact us, such as calling the office and *leaving* a message, or writing an e-mail to any one of us as listed in the Journal or on our web site. Another couple of methods would be to sign onto the TCS and start a new topic with your concerns, or respond to a proposed, new initiative to solicit member feedback and opinion. We need everyone's input to help us determine the best course for the majority of the group.

So What's the Plan?

In one word — Energetic! After the June BoD meeting, during which we installed the new Board and I was voted in as President, I can tell you I am enthusiastic about this coming year's Board of Directors. We have four new members

I can tell you I am enthusiastic about this coming year's Board of Directors

who I think are going to add considerably to the Pi's leadership. Two of them, Gordon Nord and Steve Lipson, accepted the positions of VP for Membership and Volunteer Services — a couple of key officer positions. The other two are ready and willing to assist wherever they can help. Thanks guys and we are going to put you to work!

In this first meeting, I outlined some ideas I had regarding a slowly dwindling membership, improving our positive balance sheet, and utilizing a host of members who have volunteered their services. We even brainstormed Volunteer Projects to give the VP for Volunteer Services some good direction. This is going to be a challenge; however, if any member who has some time or talent to offer steps forward, we can really get some good things done as well as take on some neat projects. To start the ball rolling, give the office a call and leave a message (301-984-0300) or e-mail Steve at vpvolunteers@wap.org.

I am happy to report the Pi is on stable ground, and I feel there is no better time to venture out with some ground-breaking projects and programs. We are interested in what the membership thinks, so we intend to solicit your ideas, get some feedback and survey your preferences; and to make this more interesting, we will be adding some raffle prizes to the process. Yes, we are losing members slowly, but with some concentrated effort, we can keep the members we have and reach out to all those who are purported to be buying new Macs. I believe many new Mac users are in a younger subset, and I think we need to make our Pi enticing to them as well. How do we do this? Ideas and help welcome!

...if any member who has some time or talent to offer steps forward, we can really get some good things done as well as take on some neat projects.

Finally, informal polling over the last couple years suggests the main reason folks aren't remaining in the Pi is their lack of use of Pi services. I believe we need a better educational program to enlighten and instruct all members on what services they have at their fingertips. One such service is the TCS. Only an approximate fifteen percent of members use the TCS and yet it is a great resource of information, assistance and community. Another new service will be one-on-one tutoring. Check out the ad in this Journal on a more expansive Software Clinic in which

I personally will be helping out. This is slightly different from our Tuesday Night Clinic (another great Pi offering) in that the Software Clinic will be by appointment. And like the Tuesday clinic, donations are greatly appreciated. Check it out.

... and in conclusion!

I cannot overstate how positive I feel about the Pi and where it can go. We have some challenging work to do but we can do it. I want my last year as a Director to be a great year filled with neat experiences for every member. One way to make it more enjoyable is to have more folks participate and meet one another. I have talked to many of you on the phone or face-to-face, and I can say without a doubt, there are a lot of good people out there. Come join in the fun, starting with our July picnic. You already have one thing in common, each of you use a Mac — that's an easy hour of conversation right there!

Okay, so who's picture is that in the header and why? Well, as you might guess, it is yours truly at around five years of age. I can remember back then that people around me referred to me as "cute." I discovered the picture a while back and noted that maybe I was a good-looking lad at the time. But it has been downhill since then and I figured I would put my best face forward on this venture. ; >)

Are we having fun yet! I am.

**Share YOUR Experiences -
write an article for the Pi
Journal. Non-experts
encouraged. Send e-mail to
maceditor@wap.org**

Articles

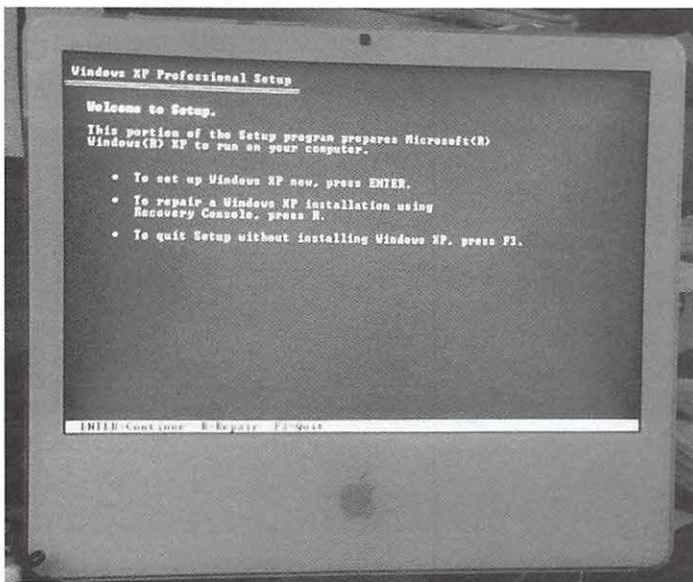
iMac Intel & Windows XP

By Derrick Garbell

Apple loaned our department a 20" iMac with Intel Core Duo processor for a one-week evaluation. They call this "seeding the market." Because I'm already familiar with iMacs and their brilliant 17- and 20-inch displays, I seized this opportunity to explore their newest feature: the ability to run Windows natively on the Mac's Intel CPU. I also had done this briefly on a MacBook Pro, but alas that laptop was a short-term loaner as well.

I am thoroughly impressed with the results. Both the MacBook Pro and the iMac deliver Mac OS X and Windows XP at full speed with 100% functionality of all components (except the iSight camera, at least at this point).

Here are some notes made while installing Boot Camp Beta and Windows XP on a 20-inch (256 MB VRAM) MacIntel iMac with 2 GB RAM and a 250 GB SATA drive.



The Intel 2.0 GHz dual processor CPU is very fast in both Mac OS X and Windows XP. Photoshop CS2 and Microsoft Office components run swiftly in both operating systems. Office 2004 Pro for Mac is not a Universal Binary for Mac OS X and thus is using the Rosetta inter-

preter, but the performance degradation was unnoticeable.

Creation of the "Macintosh Drivers in Windows" CD-ROM in Boot Camp-setup consolidates optimized **Windows** drivers for: video, audio, networking, Wi-Fi, Bluetooth, DVD-RW, etc., for easy installation in the Windows XP operating system, after its first reboot.

The iMac's ATI Mobility Radeon X1600 display card with 256 MB VRAM can run at 1680 x 1050 in Windows on the 20-inch screen. Second monitor support with extended desktop capability appears to be ready in the Display Control Panel, but not tested yet because a DVI adapter must be ordered from Apple first.

While in Windows I viewed Device Manager. It is remarkable to see Windows interpret what I am used to viewing as Macintosh hardware.

While in **Windows**, use of Apple's white Mac keyboard is fully Windows compatible, plus:

- The Apple-clover command key maps to the handy "Windows" key, allowing quick launching of Windows Explorer, Run and the Desktop;
- The ALT (aka "Option") key works in Windows for hi-ASCII characters and complex Windows passwords, as well as standard ALT-functions;
- The CD/DVD eject button works;
- The volume up/down and mute buttons work.

Without the user staying present to make a selection at bootup, the iMac will repeatedly restart or boot into Windows XP or Mac OS X, your choice, based on whatever you were **last** using. It's only when you want to **switch** from Mac OS X to Windows or vice versa that you need to hang around momentarily to depress the Option key right after touching the power button or restarting, which eventually brings up the OS choice screen. Of course it's rumored that soon-to-be-released Mac OS X 10.5 Leopard will enable Windows to run concurrently **within** OSX and not require any restarting as with Boot

Camp's dual boot setup.

The entire Windows XP partition and contents can be seen in Mac OS X as a secondary volume, and files can be copied to and from. This means that any work that was created while in Windows may easily be "imported" into Mac OS X where I prefer to work. Thankfully Mac OS X can read the Windows NTFS file system.

I am convinced that buying a non-Mac personal computer in the future will be unnecessary, if not unwise, because Apple's Mac-Intels handle Windows with full performance and grace, plus you'll have all the benefits of Mac OS X.

The reverse is not true, and blessedly so. In Windows, the Mac partition **cannot** be seen, because Windows XP does not recognize foreign file systems. The benefit is clear: the essentially invisible Mac volume is not susceptible to any Windows viruses or other Windows maladies. This is one time that a Windows limitation is indeed a "feature."

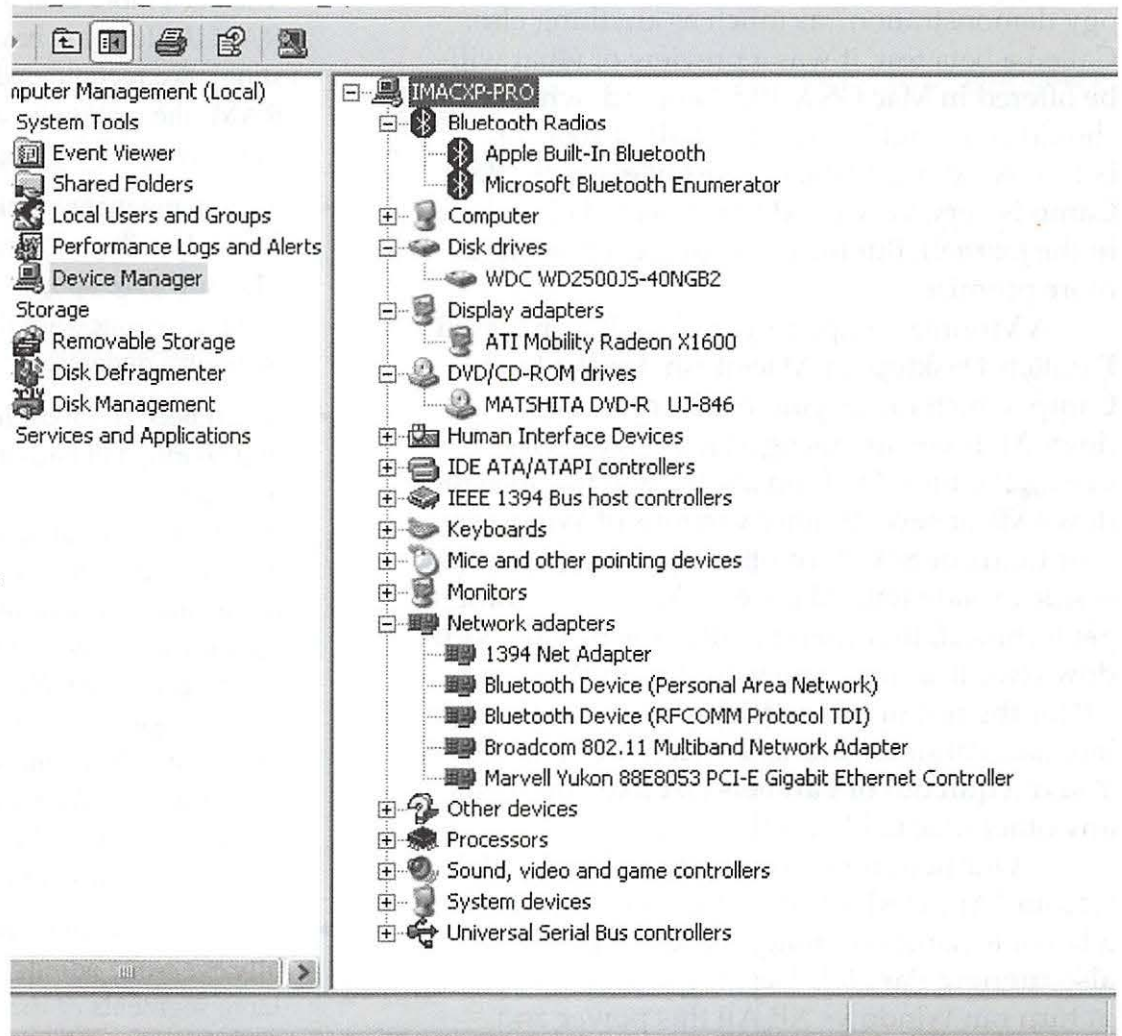
Norton Ghost V.2003 installs but will not boot the iMac, neither as a virtual partition nor as a CD-boot disk. Norton Ghost 9 (a newer product) was chosen instead, and required Microsoft .NET Framework 1.1 and its Service Pack 1 and 1.1 updates. Although Ghost 9 successfully boots the iMac, it cannot be used after that because the Norton 9 CD has no USB drivers for keyboard and mouse. However

Norton 9 as a program manages to perform a full drive clone of the Windows XP partition while Windows itself is active, a process I still cannot fully grasp due to my assumption that an NT-based OS will not relinquish control of the hardware. But it does work, and this means that my preference for doing full clone backups of an optimized Windows system is met.

Of course Apple's included Disk Utility delivers perfect Mac OS X clones, and because Mac OS X sees the Windows XP NTFS partition, it can be cloned via Disk Utility as well.

My daughter is about to go to college, residing in a tiny dorm room. She is an intensive user of both Mac and Windows, and now she can have one machine serve both purposes.

I am convinced that buying a non-Mac personal computer in the future will be unnecessary, if not unwise, because Apple's Mac-Intels handle Windows with full performance and grace, plus you'll have all the benefits of Mac OS X.



Windows on a Mac: A Parallel View

© 2006 Lawrence I. Charters

Computing with a bipolar disorder

Several months ago, our Windows computer died. This was the second time it had died within a year, and we were getting tired of such behavior. We'd been putting off purchasing a new Windows computer until the release of Windows Vista, the next generation of Windows. In spring 2006, Microsoft announced that Windows Vista would be delayed – again – until sometime in 2007. Since it was originally supposed to ship in May 2003, we gave up waiting and started to actively look for a new Windows machine.

We found it in a strange place: at Apple. While we were looking for a spiffy Windows box, Apple announced Boot Camp, a “technology demonstration” as much as anything else. Called a beta test, it was a preview of what will be offered in Mac OS X 10.5 Leopard, which should come out in the latter half of 2006, or before Windows Vista, or most likely both. Boot Camp is very, very good (it is covered elsewhere in the *Journal*). But for us, a parallel effort holds more promise.

A Virginia company, Parallels, Inc., released Parallels Desktop for Macintosh. Unlike Boot Camp, which forces you to restart to use Windows XP if you are using Mac OS X (or vice versa), Parallels Desktop allows you to run Windows XP, or several other versions of Windows -- or Linux or Solaris or other operating systems -- side by side with Mac OS X. Yes, if you want to get technical, they aren't really side by side: Windows (we'll assume you want to run Windows XP for the rest of this article) runs inside Parallels, and Parallels runs as a task under Mac OS X. You can quit out of Parallels just like you would any other Mac OS X application.

Our new, improved Windows computer was an “Apple Mac mini Intel Core Duo” (what a horrible name) running Mac OS X 10.4. And also running Parallels Desktop for Mac, which in turn ran Windows XP. All this power and

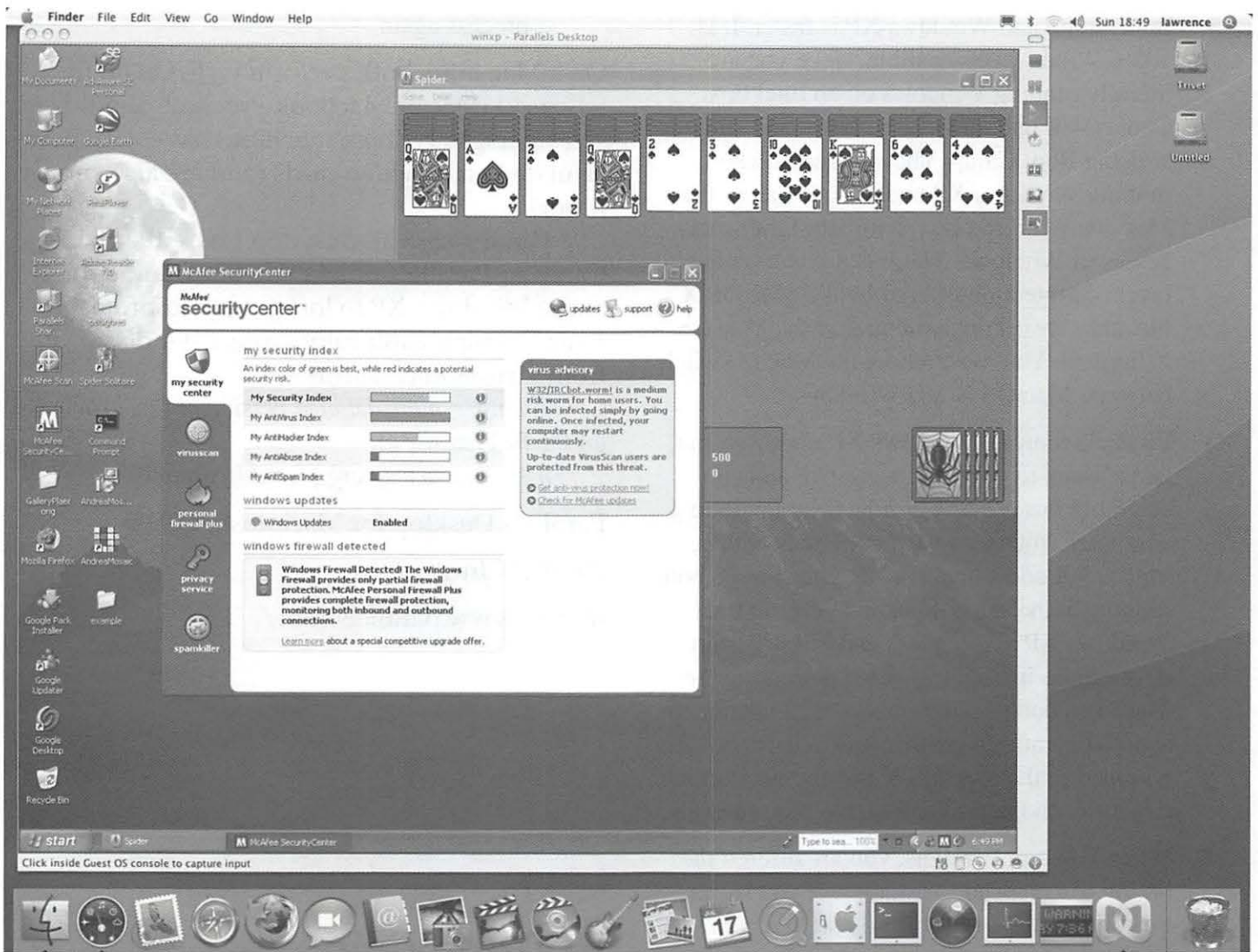


A Windows machine based on the Apple Mac mini is not much bulkier than a best-selling novel, and far more useful.

flexibility came on a computer not much bigger than a bestselling novel.

Some things you need to consider if you want to enter the land of bipolar computing:

- Parallels (and Boot Camp) requires a Mac with an Intel processor. Macs based on PowerPC chips can't do this trick.
- You need more than the standard amount of RAM. Unless you have some reason to be very stingy, we recommend a full 2 gigabytes of RAM (the maximum allowed in Intel-based Macs as of this writing) in the machine.
- Your maintenance tasks will, at best, double. Not only will you need to keep up to date with Mac software updates, but you'll also need to keep up to date with the even more critical Windows updates.
- You'll need to invest in Windows anti-virus, anti-worm, and anti-spyware software, plus a good hardware firewall, if you don't have one already. As of this writing, there are zero Mac viruses, only a couple Trojan horses (all quite lame), no worms, and no spyware. There are only a few ways to remotely exploit Mac OS X. But in the Windows world, life is far more dangerous, and you need to constantly update Windows and various utility programs that protect it. What does "constantly" mean? Windows virus updates are issued every day, and occasionally several times a day.
- You need to know how to use Windows. Virtually everyone admits that Microsoft copied large segments of the Mac interface for Win-



Windows XP running in a window under Mac OS X 10.4 on a Mac mini. Windows is busy with the two biggest uses for Windows: checking for viruses and playing Solitaire.

dows, but Windows is definitely not Mac OS X. There are similarities, and also vast differences. If you don't read manuals or directions, if you don't like following directions, if you don't like puzzling over why things don't work as expected -- you don't want to be running Windows, and can stop reading now.

Nice Features, a few Disadvantages

Assuming you do want to run Windows, Parallels offers some nice features, and a few disadvantages:

- Under Boot Camp, Windows XP is installed on a separate partition from Mac OS X. Mac OS X has read-only access to the Windows file structure, so Mac OS X can read files created or manipulated by Windows. And Windows

XP can read from a Mac OS X machine running SMB file sharing. So yes, you can move things back and forth, but few users will figure out how to do so without help and, possibly, extra hardware.

- Parallels, on the other hand, comes with an option for sharing a directory. You designate, using a Parallels addition to Windows XP, one or more directories to be shared between Mac OS X and Windows, and both Windows and Mac OS X can read and write to these directories. This is unbelievably slick.
- Parallels does not require a separate partition. It places everything in a standard Macintosh directory. If you get annoyed with Windows XP (as if that were thinkable), you can simply grab the directory and trash it.

- Boot Camp and Windows XP is faster. It is 100% Windows compatible, since you are literally running Windows on an Intel box. Games will undoubtedly be faster and smoother using Boot Camp. The weakness: when running Windows XP under Boot Camp, the Mac is a Windows box, with all of the weaknesses of Windows. There is no intervening layer of protection offered by the Mac OS X file and networking structure, or the Mac OS X firewall. You must reboot the Mac to switch between Mac OS X and Windows.
- Parallels running Windows XP is slower, but fast enough to be fully functional, and considerably faster than our now dead Pentium 4 computer. You can easily share files between Mac OS X and Windows XP, you can see both running at the same time, and you can treat Windows XP as a process and kill it, restart it, or ignore it at will, without disrupting the Mac. You don't need to reboot the machine to switch operating systems. And Windows XP is wrapped in the Mac OS X file and networking structure, and buried behind the Mac firewall.
- When you quit Parallels, you are offered the option to “suspend” Windows. If you select this option, the next time you start Windows you will be right where you left off: running applications will still be running. After experiencing this a time or two, you find you never want to go back to the standard Windows boot

process again.

On a Mac mini, both perform well. On an Intel-based iMac or MacBook Pro, both should be screamers, since these machines have very powerful dedicated video cards (and are also simply faster).

Having said all this: don't try either Boot Camp or Parallels unless you know enough about Windows XP to lock it up and protect it. Even Parallels can't fully protect Windows XP from viruses and worms.

A longer, more detailed version of this article is on the Pi Web site at:

<http://www.wap.org/journal/parallels/>

Parallels Desktop for Macintosh, \$79.99

Parallels, Inc.

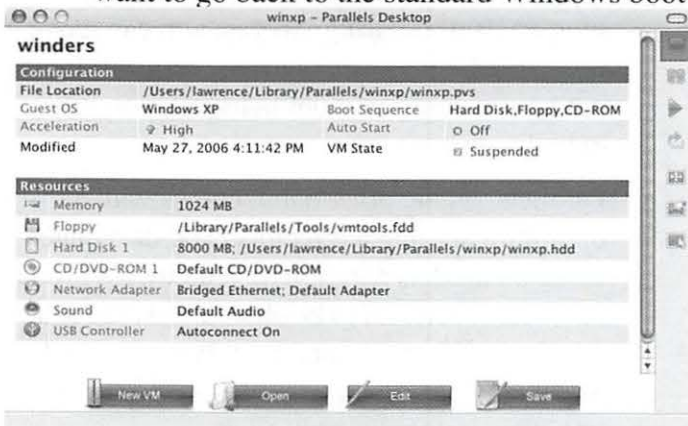
<http://www.parallels.com/>

El Tigre Viejo - Contd from p. 11

had acknowledged and configured the Ethernet card as a desired option.

These Airlink101 AGIGA32PCI cards do not include a Mac driver, but Mac OS X seamlessly addresses their Realtek chipsets. (Outpost.com - Fry's #3887837; <http://www.airlink101.com>). As with the Mad Dog DVD manufacturer, I've now written the Airlink vendor and encouraged them to designate “Mac OS 8.6 to Mac OS X 10.4” as within their “System Requirements,” even without any specially added “Mac” drivers.

I intend to use this venerable Tiger G3 as a Tiger test box, and also as a personal file server to handle backups from my Power Mac G5 2.5 GHz dual processor, and from a couple of Windows PC's used by my family. Transferring data over our home's gigabit LAN is quite swift.



This simple control panel allows you to start, stop, and pause Windows XP using Parallels. You can also configure how much memory Windows XP uses, how much hard drive space it can use, how it should talk to the network, and other basic details – or you can ignore all the settings and accept the defaults.

El Tigre Viejo: *New Life for an old Power Mac G3*

By Derrick Garbell

A friend just bought a PowerMac G5 Dual Core 2.3 GHz. As a consequence he migrated his PowerMac G4 dual 1.25 GHz to his wife, who in turn gave me her ancient Power Mac G3/400 Blue & White "Yosemite," manufactured way back in 2000.

I asked if she wanted a receipt, but she said that knowing she had donated to the "Garbell Home for Wayward Computers" was sufficient reward. For me it would be our sixth Mac, and a candidate for an extra Mac OS X 10.4 Tiger machine.

Because it is the first G3 with built-in FireWire, Apple designates it as the oldest Mac that can accommodate Mac OS X 10.4 Tiger:

<http://www.apple.com/macosx/upgrade/requirements.html>

But as shipped, this G3 lacked one necessity: a DVD drive. The Mac OS X 10.4 installer only comes on 4.7 GB DVD's. So I removed the original Apple-Sony CD-ROM drive and replaced it with a \$29.99 Mad Dog DVD-RW (MD-16XDVD9-8X, from Outpost.com - Fry's #4636838).

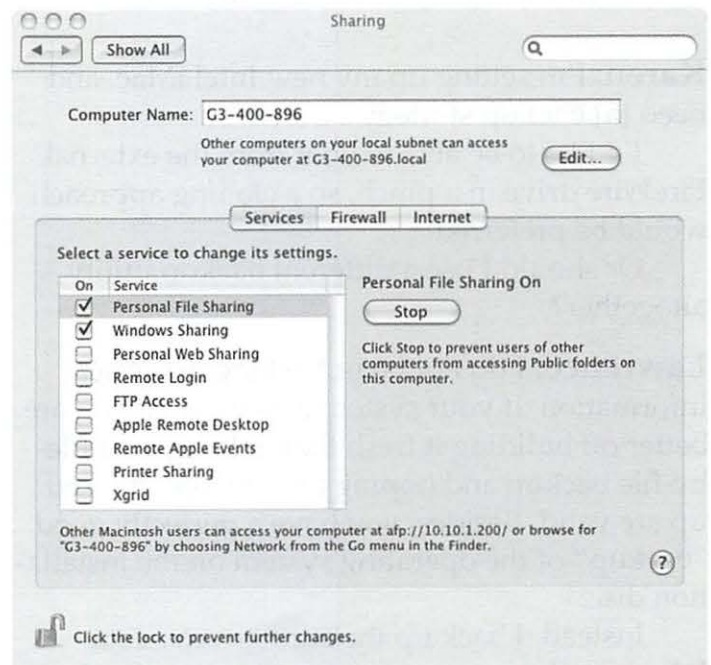


The Mad Dog DVD nestled inside the elderly Power Mac G3, providing new teeth for Tiger.

The G3 was running Mac OS 8.6, and on reboot the old drivers recognized the new Mad Dog optical drive. I inserted the Tiger installer DVD and selected it in Startup Disk Control Panel. After restarting I held down the C-key to assure the Tiger DVD disc was chosen as the bootable installer.

I launched Disk Utility from the installer's Utility menu and erased the G3's main drive, a 9 GB IBM SCSI-2. The Tiger upgrade then proceeded smoothly without any surprises. In fact, after the first Mac OS 10.4 start up, the G3 detected and configured an Airlink PCI gigabit Ethernet card I had placed in an available slot just prior to this exercise. (Although OS 8.6 *detected* this card as present, it had no compatible Ethernet driver to make it functional.)

I'd previously seen Tiger recognize these economy 10/100/1000 mbps network cards in G4's but was unsure if a G3 could handle it. A clear-cut confirmation came when Software Update eagerly presented me with seven patches, including the 10.4.6 update. Only with networking compatible with Apple's Web site could these patches be defined, so the Mac OS X installer



To enable File Sharing on a Tiger workstation, visit System Prefs > Sharing, and then select "Personal File Sharing" and (if you have PCs) "Windows."

See "El Tigre Viejo on p. 10)



The Best of the TCS

Choosing a Backup Strategy

Everybody knows you should back up your computer, but few do. Part of the problem comes from not having a good backup strategy. On the Pi's members-only forums, the TCS, this impromptu seminar on backup strategies covered the subject nicely. You can find the thread at:

<<http://tcs.wap.org/topic?b=maint&top=3325>>

Karen: I'm setting up my new Intel iMac, and need [a] backup strategy...

I'd like to be able to boot from the external FireWire drive in a pinch, so a cloning approach would be preferred...

Or should I use a different backup utility altogether?

Lawrence: I do not favor backing up system information. If your system gets toasted, you are better off building it fresh than relying on a file-by-file backup and hoping that the files backed up are valid. Besides, you have a perfectly good "backup" of the operating system on the installation disc.

Instead, I back up the stuff I *create*: data. I don't back up systems or applications. And if you back up just data, life gets much, much simpler.

If you want the FireWire disk to be bootable, that's fine -- but it should be a system you create for that purpose, not a clone of something that

failed.

Al: While all the experts seem to have problems with Apple's Backup, I like it and believe it to be adequate for home use.

Paul: I totally agree with Lawrence. I would keep all my data in the home folder, meaning the home folder is all I need to backup. I would use Retrospect, SuperDuper or Apple's Backup to backup my home folder to an external disk.

In the event of a disaster I'm going to install the operating system from my original CDs, update via Software Update...then install my applications from original CDs. Then restore my home folder.

A backup plan has to be simple. A backup plan that's "work" is a backup plan that won't be executed very often.

John: For everyday backing up I use an "incremental" approach. That means that software copies out only that which is new or has been changed. Ideally the system preserves earlier versions of documents so that you can retrieve them from a time before they got corrupted.

Maintaining an orderly set of backups can be a challenge for a user who is heavily into graphics because the volume of files for such a user grows quite rapidly...

A lot depends on your needs and just how good you are about archiving things, which is the process of taking certain materials out of current circulation and putting them onto permanent external storage.

Karen: I understand your point [Lawrence]... but rebuilding a drive, i.e., installing programs from their original disks is more time-consuming...

I don't want to clone a drive on which something failed. I want to periodically clone the drive, while I know it to be working. So if the drive then fails, say after I install a new program, I can restore/clone it from a working drive (from before the failure).

Paul: It's time consuming, but time consuming in that you can start an install and do other things... It's not time spent chained to the computer.

Jon: Some folks say reinstalling takes longer as if it's a universal truth. They fail to account for the increased complexity, hassle, risk and (yes) *time* of ongoing troubleshooting.

Surely at least once in your career you've gotten to the end of an arduous and frustrating battle with your computer, then reinstalled or replaced the machine and finally understood that you might have been better off cutting your losses earlier.

Reinstalling takes a finite amount of time, but no special technical awareness or diagnostic expertise. Whereas bailing water and doing ad-hoc engine repair *might* take five minutes, or might take *five* minutes every hour for two weeks. Or it *might* only serve to postpone, not prevent, an eventual reinstallation...

Time is *exactly* why clean reinstallation should be one of your prized tools. Reinstalling is what you do when you're not interested in solving some tricky technical puzzle first -- you just want the machine to work the way it should.

Karen: Point taken and I agree. I did not mean that reinstalling is never to be done. I routinely reformat and reinstall about once a year just to keep things humming.

So I will clarify what I said previously by adding... *sometimes*, when I'm under a deadline, reinstalling is not the best option at that time. But I did not mean I never reinstall. Cloning a drive may buy me time, so that I can reinstall everything when there is no deadline looming.

Jon: Effectively, you've found a way to borrow time from day-to-day usage and to bank that against specific known high-risk, high-stress periods which you have the luxury to anticipate in advance.

You're very deliberate about it, and you not only have experience reinstalling when necessary but you also very wisely schedule prophylactic installations at key points such as major Mac OS X or Adobe Creative Suite upgrades. This helps mitigate the risks inherent in a cloning-focused backup policy...

There are many people reading this, however, who'd look at the prospect with undue apprehension. I want to clearly make the point to

them that once you master this task, you're *unstoppable*: you reach a level of ownership of your machine that leads directly to faster learning and more efficient use. You gain the freedom to make mistakes, stand up, brush off, and get back on the horse.

Karen: I agree that no one should be afraid of reinstalling. To the first-timer, it may seem daunting, but it really isn't. And it is important to have a level of mastery and control over one's circumstances.

And that is what is so great about the TCS. It's a place to come for help figuring out not just problems, but what would be the best choice of equipment, what the best way to approach backing up, etc. As well as to share insight about programs and particular techniques. One of the things I tell everyone is how much I rely on this group. The Pi membership has been the single best investment I have ever made.

Now before I get mushy, I'll just say thanks to all, and sign off.

Where the heck is the Pi

HOTLINE Listing?

The Hotline listing, with the names and phone numbers of members who can provide help on a variety of computer issues, can be found on the TCS,

<http://tcs.wap.org/>

If you are having problems with your Pi account name or password, visit:

<http://tcs.wap.org/password>

for assistance.

Washington Apple Pi Mini-Meetings


These meetings are held at the Apple Store at Tyson's Corner, VA. They are open to everyone.

July 11, 2006

7:00 PM to 8:00 PM

iPod: The socket in your pocket

iPods are great for music, but they can do so much more! Join us to learn about the other things your iPod can do!



July 20, 2006

10:00 AM to 11:30 AM

Summer computer fun for the family

Join us to learn about exciting web sites, great software, and fun family activities for use with your Macintosh!



August 1, 2006

7:00 PM to 8:00 PM

Summer computer fun for the family

Join us to learn about exciting web sites, great software, and fun family activities for use with your Macintosh!




August 17, 2006

10:00 AM to 11:30 AM

Get organized for school and the fall

As you plan for your return to fall activities and school, learn about new ways to use your Macintosh for organization and productivity.



Tips, Tricks, and Tools

Email Fundamentals Revisited

By Al Lubarsky

Now that you have mastered getting an email account set up and running on a Mac, perhaps a few more pointers would be of help in improving the email experience? If you aren't quite that far along yet, the first article, "A Mac Beginners Guide to Email Programs," appeared in the Pi Journal in Feb 2004 and is available on the Electric Pi portion of the Pi Web site. While version numbers and some features have evolved since then, most of those considerations and tips still apply.

Those that have been busy sending -- and mostly receiving-- email probably have more than a question or two. We'll try to help you answer several general ones that pop up occasionally on the Pi's TCS forums and elsewhere.

Given that all recent Macs will run Mac OS X and that Apple's newest models (the Intel-based ones) won't allow Mac OS 9 applications to run even in the Classic environment, we'll limit discussion to the Apple Mail application, which is included with all versions of Mac OS X -- with only a few words reserved for some alternatives.

Dial Up

By some published accounts it seems that only about one-third of home computer users are still primarily using dial-up service with their Internet service provider (ISP). For Mac users and especially Pi members, this probably means you are using the TCS Explorer system as a dial-up ISP -- a great value by the way--or are perhaps still dialing up to reach your AOL screen name for some reason. No matter which ISP is involved, most dial-up users would probably like to download their messages as rapidly as possible and free up the phone line for other uses.

Assuming that this is to be your only, or primary, access for using email, setting up Apple Mail to download messages using POP (Post Office Protocol) will usually be best (see Figures 1 and 2). The Pi and other ISPs typically have policies

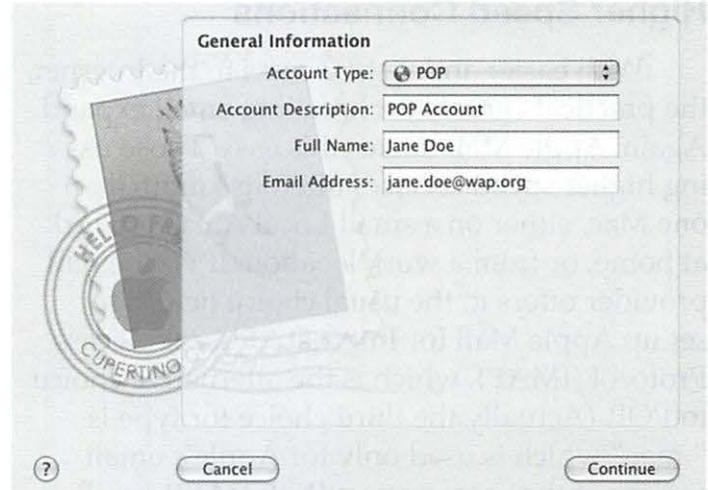


Figure 1 - Account setup dialog in Mail. this dialog is accessed from the Preferences panel of the application.

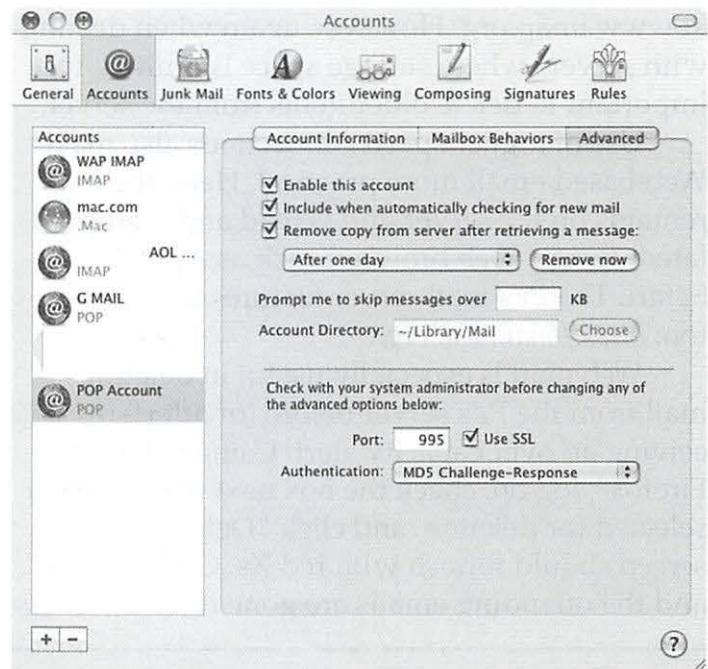


Figure 2 - The Advanced tab for each account lets the user control how mail is deleted from the server. This pane also illustrates the fact that Mail can handle a variety of account types from different providers.

about how much incoming mail may be kept on their servers, usually specified either in quantity (e.g. 50 MB) or by time periods. Either way, it is less troublesome to select settings that prevent build up of unneeded email on the server. Otherwise, the dreaded Alerts will eventually warn that you risk having new incoming email bounced. Hints on overcoming that condition are provided later.

Higher Speed Connections

With easier and faster access to the Internet, the practical choices for handling email expand. Again, Apple Mail makes this easy. Those using higher speed services often use more than one Mac, either on a small Local Area Network at home, or from a work location. If your email provider offers it, the usual choice here is to set up Apple Mail for Internet Message Access Protocol (IMAP), which is the alternative choice to POP. (Actually the third choice for type is “.mac” which is used only for Apple’s email service of the same name.) With IMAP, email remains on the server and can be manipulated from more than one Mac (or PC). For details, see the University of Washington Web site on IMAP at www.imap.org. However, again when dealing with servers where storage space is limited, it is important to delete older items from the server.

Use of higher speed connections also makes Web-based email more practical. Here, the mail remains on the server and is read and manipulated using a Web browser, such as Apple’s Safari. The Pi’s mail server features this service, too: <https://mail.wap.org/>.

Web mail is especially useful in deleting mail from the Pi’s server before (or after!) receiving an over capacity alert. Using Safari or Firefox*, log on, check the box next to the emails selected for deletion, and click “Delete.” The screen should refresh with red Xs. Click “Purge” and the offending emails are gone forever, unless

* - While other browsers will handle this, avoid using Microsoft Internet Explorer for Mac. For some reason, the Purge function on the Pi’s Web mail service doesn’t work. There are many additional valid reasons for avoiding IE on Macs.

you’ve previously downloaded them to another, safer place.

More About Web and Other Email

Both Yahoo and Google provide Web-based email and AOL email is available for Apple mail. Each has its unique features and limitations. However, in addition to allowing access via a Web browser or proprietary interface (AOL), all three can be set up to be assessable via Apple Mail. In the case of Yahoo, which offers 1 GB of free on-line storage, and Google’s gmail which provides over 2 GB per account—both without monetary charge—there are instructions available to have your email downloaded to an Apple Mail inbox using POP. Reading gmail with the Apple Mail application allows you to avoid the sometimes annoying marginal ads (referred to as Sponsored Links). It doesn’t prevent whatever other commercial value Google or Yahoo may gain through having access to your email. For AOL users, the AOL Service Assistant application allows AOL to operate directly with not only Apple Mail using IMAP, but also integrates data stored by AOL into Apple’s Address Book and Safari.

Cautions and Warnings

It’s been about 75 years since Secretary of State Henry Stimson proclaimed as US national policy, “Gentlemen don’t read other people’s mail.” To date, no one has reported seeing a valid RFC (internet standard) or US law that forces an ISP to disclose private information. So the threat of email evesdropping is probably someplace between Stimson’s idealism and security-based paranoia.

Another issue is spam. A recent article in the trade press shows that less than 2% of all email represents valid or desired content. One 24-hour sample of 122,000+ emails at a server results in forwarding only 2,000 on to the addressees. Unfortunately, this means that email is rapidly becoming less effective as a communications tool since at least several of the 120,000 emails that bit the dust may have been notices that your out-of-town meeting was cancelled.

There is also some concern that using Web based mail servers is inherently risky. Both Google and Yahoo use data mining and analysis tools to place advertisements, collect general data and, of course, to respond to law enforcement agency requests, sometimes without warrants or court approval. If anyone knows what AOL does (or should do) with the data it collects, she or he could probably help turn Time Warner's business model around.

There have been lots of articles and admonishments on safe email behavior. The head of the Department of Homeland Security's latest quote comes to mind, "I don't use email. One reason is when you write an email, you have to be mindful of the fact that nothing ever disappears. It can be deleted, but it is still in the system somewhere." My own advice is best summarized by the sign on a desk in the five-sided puzzle palace, "Paranoids have enemies, too!"

Happy emailing!

The Many Uses of TextEdit

©2006 John Barnes

One session of the May 2006 General Meeting "Mac Training Day" was devoted to a discussion of the many uses of TextEdit. While this application looks like the successor to SimpleText, TextEdit is much more flexible and powerful. As an aside, Mac users who have the SimpleText application on their machines should remove it in order to avoid having to launch the Classic environment.

TextEdit has many handy talents, one of which is its ability to open Microsoft Word documents like those attachments you receive in e-mails. It supports both unformatted ASCII text (.txt) and rich text format (.RTF). TextEdit also supports many character attributes (size, style, color, etc). Paragraph styles of the kind found in high-end word processors are also supported, allowing authors considerable richness of expression without being burdened by bloatware. Some Microsoft Word documents do not render properly, in which case the user may need to try AppleWorks or MacLink Plus Deluxe to get the proper look of the Word document.

Since TextEdit is a very lean and simple application, it launches very quickly. One handy use is as a note pad for composing replies to messages on the Pi, forums, the TCS. By working outside of the Web browser and pasting the spell-checked message into the text box, you lessen the risk of being exposed to the "somebody took a nap" message that signals a timeout in the user's session.

When messages from Mac OS X mail are saved they come out as .rtf documents, for which TextEdit is the viewer of choice. It is also interesting to note that Mac OS X 10.4 Tiger Mail messages are stored in a very simple format (extension .emlx) that can be read with TextEdit. While it normally does not make much sense to do this, it is comforting to know that a message can be retrieved even if a copy of Mac OS X Mail is not available.

I hope that this little description will encourage our members to try TextEdit and give it more of the respect that it deserves.

Cool Tricks with Mac OS X Mail

© 2006 John Barnes

How many times have you gotten a message saying that you are about the overflow the storage allocation on your mail server's system? Also, how can you tell when a connectivity problem is at your end or that of your e-mail provider? The Mac OS X *Mail* application has built-in tools for dealing with these issues, but they are not obvious. This component of the Pi Training Day unveiled these little tricks and demonstrated why the built-in *Mail* application is becoming the tool of choice for new users and users who are willing to make the transition from their old e-mail client applications.

The first Cool Trick is "Get Account Info" - this tool allows the user to display summary statistics that can help the user manage his or her traffic through the mail server. Figure 1 shows how this tool can be invoked using a tiny popup menu located at the lower left of the Viewer Window. "Get Info" also appears on a contextual

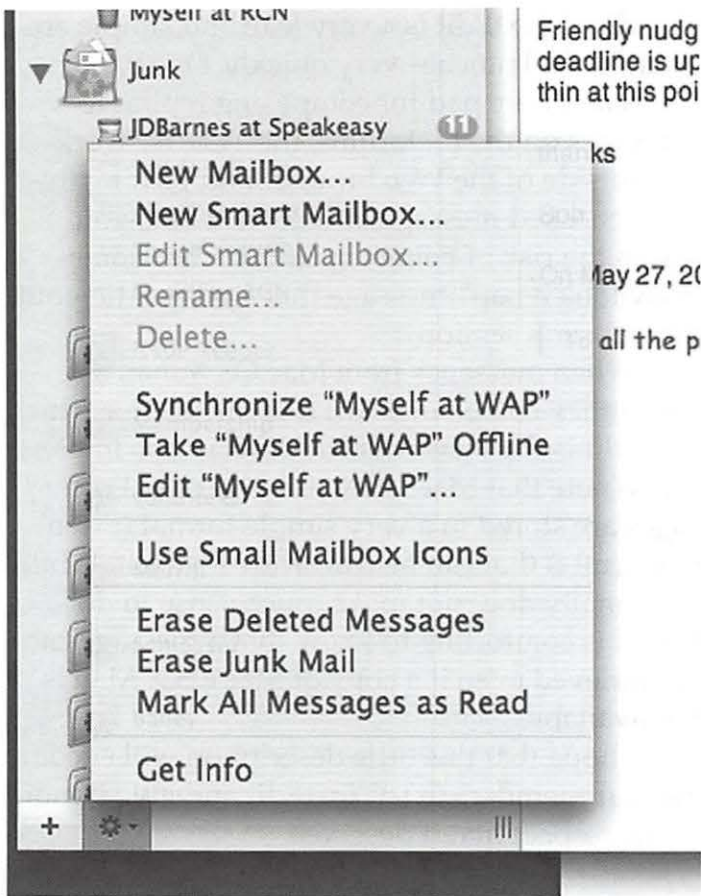


Figure 1 - The popup menu displaying "shortcuts for commonly used actions." This menu, which can also be invoked as a contextual menu by control-clicking (or right-clicking with a multi-button mouse), contains entries from a number of other menus. "Get Info," however, does not seem to appear anywhere else.

menu that shows up when the user "control-clicks" (aka "right-click" for those with multi-button mice). After the user makes an appropriate selection from the "Show Messages:" popup, Figure 2 depicts the list of all messages that are on the server, that have been downloaded to the user's Mac or that have been removed from the user's Mac.

The user has the option of selecting some messages and removing them from the server. The "size" column is very useful for identifying messages that chew up disk quota space because they have large attachments. The practice of leaving messages on the server is a benefit for "road warriors" who need to check their e-mail from different locations. Messages left on the server also provide some redundancy in the event that a user unwittingly discards a valuable message along with a bunch of Junk mail.

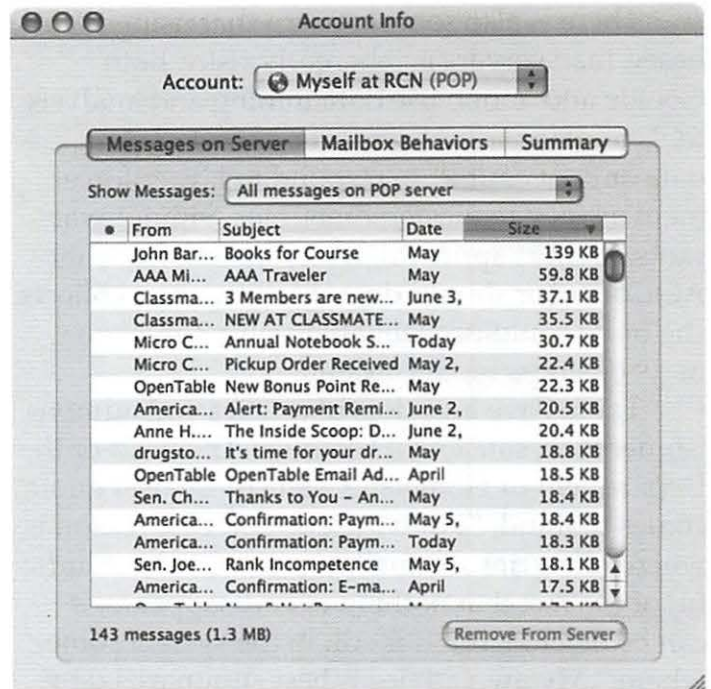


Figure 2 - The account Info Dialog for a POP account.



Figure 3 - Account Info for an IMAP account, showing usage relative to the assigned quota. Information similar to that shown in Figure 2 can be obtained by selecting any of the subsidiary mailboxes.

The final Cool trick that was discussed is the "Connection Doctor." The output of this process is shown in Figure 4 for a connection that is behaving normally. This tool is very nice because it shows clearly where the problems occur. When your mail application fails to send or receive mail, just go to the Windows menu of the Mail application and select "Connection Doctor." The utility will attempt to connect with all of the incoming

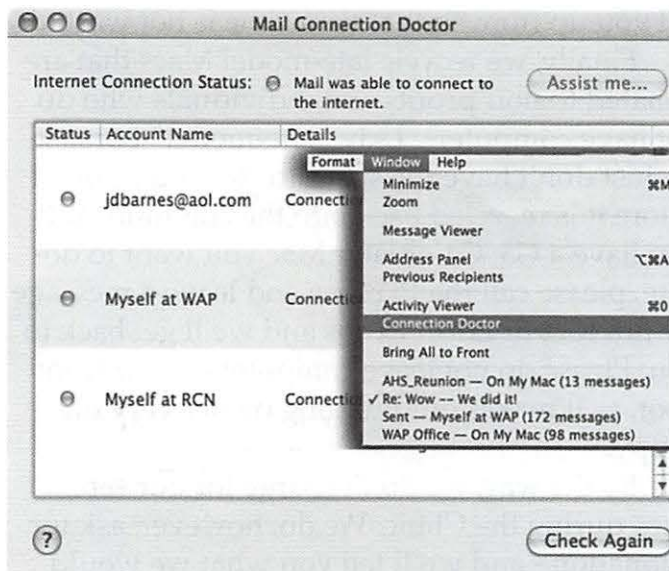


Figure 4 - The Connection Doctor. The green dots indicate that the application was able to connect to the Internet and to all of the servers needed for *Mail* to function properly.

and outgoing servers that it knows about, giving a status light for each one. Often the appropriate action is to simply wait for the server to come back on line.

This survey has focused on a few small tricks for making better use of the *Mail* application that is built into Mac OS X 10.4 Tiger. E-mail is by far the most widely used single application and the Mac OS X 10.4 Tiger version is perhaps the best e-mail client application going. We may visit other aspects of this application in the future. Let us know what you would like to have.

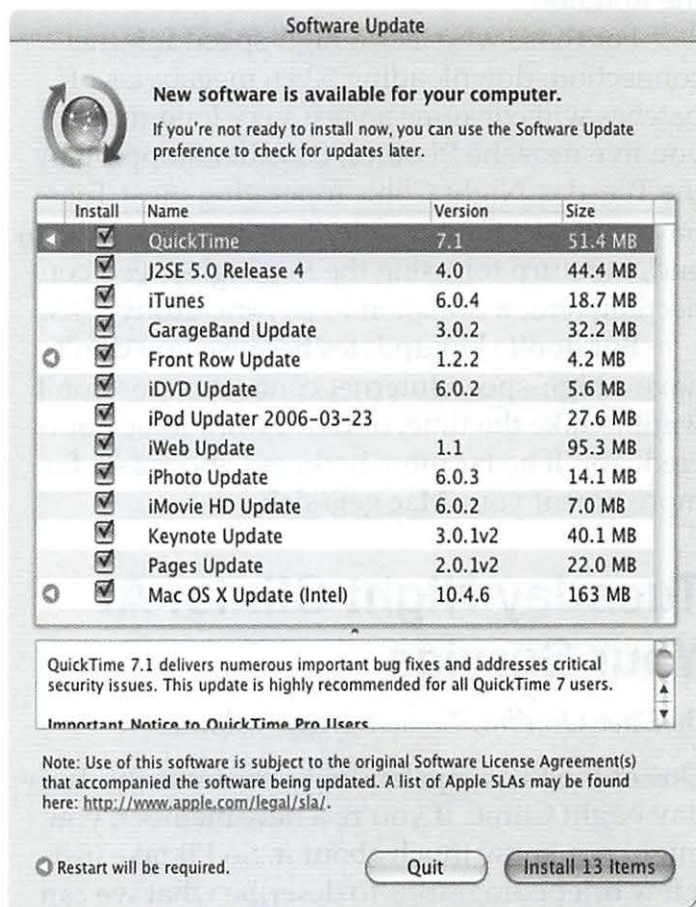
Keep Your Mac Healthy: Install Updates

© 2006 Lawrence I. Charters

Take one brand-new Mac mini Intel Core Duo. Turn it on for the very first time. If it is connected to the Internet, it will, after a minute or two, prompt you to install some updates.

In this illustration, the brand-new Mac mini – a tiny computer – is asking to install over half a gigabyte of updates: 525.6 megabytes of operating system patches, application patches, technology patches and whatnot. That may seem like a staggering amount of information to be “patched,” but a Mac mini, despite the petite

size, can do a staggering number of things. So don’t hesitate: install the patches.



Patches come in all shapes and sizes. Some of these patches are to bring the Intel-based Macs more in line with the capabilities of the Power-PC-based Macs. Some of these patches add new features or tweak the features of Apple applications, such as the patches to iTunes, GarageBand, iDVD, iWeb, iPhoto, iMovie, Keynote and Pages. Some of them are updates to hardware-specific features, such as the Front Row update (only of use to Macs with a remote control). Some of the updates may be for peripherals you don’t even own (yet), such as the iPod update.

Regardless of circumstances, install the updates. You might quibble over a few -- if you never intend to use iWork, and intend to throw away the iWork demos that ship with new machines, you can skip the updates to iWeb, Keynote and Pages -- but for the most part, install everything. An astonishing number of Mac users pick and choose which updates to install using completely arbitrary “standards,” and then won-

der why they seem to have problems nobody else does. Give yourself a fighting chance: install the updates.

For those who lack a high-speed Internet connection, downloading 525.6 megabytes of patches will consume a very, very long time. If you live near the Pi office, consider stopping by the Tuesday Night Clinic (operating most Tuesdays, but not, for example, Tuesday, July 4, 2006) and, in return for using the Pi's high-speed connection, offer a donation to pay the utility bills.

But don't skip updates because you don't have a high-speed Internet connection, or don't want to take the time, or don't want to be bothered. You'll be far more bothered and waste far more time if your Mac gets sick.

Tuesday Night Clinic: At Your Service

By Dave Ottalini, Tuesday Night Volunteer

One of the Pi's longstanding services is the Tuesday Night Clinic. If you're a new member, you might not know much about it. So I'll take just a few brief paragraphs to describe what we can - and cannot do.

Primarily, the Clinic is a service for Pi members who have sick Apple brand computers. I say that because we have volunteers who can fix Apple IIe, ///, c and all versions of Macs (and peripherals) up to newer machines so long as they are not under warranty.

We have members with experience working with all these machines. Our feeling is that if your computer continues to give you pleasure and accomplishes what you need to do, then you should keep using it. If we can fix it, we will. If we can't, we'll tell you that too and offer alternatives.

Another service we offer is installing software and hardware. If you don't feel comfortable doing upgrades, we have the gurus who can add memory, install a hard drive, etc. We can also help move data from one computer to another or recover data if that is possible. Again, we'll go over everything with you first and check out your system. If it is something we can do, we'll

tell you up front so that your time is not wasted.

Finally, we recycle late-model Macs that are donated to non-profits and individuals who do not have computers. I say "late-model" because we just don't have the space to store equipment before it is recycled back into the community. If you have a G3, G4 or later Mac you want to donate, please call the Pi office and leave a message for Jim Ritz or Lorin Evans and we'll get back to you. Please do not leave computers at our front door, as it makes our building owner very unhappy.

By the way, we don't charge for our services during the Clinic. We do, however, ask for a donation - and we'll tell you what we would suggest based on the time it takes us to do the repair or upgrade work. We also will ask that you fill out a form that explains everything. Again, we will not do warranty work and if that is required, we'll tell you to take it to the Apple Store or a local Apple authorized dealer.

We hope you'll make use of the Clinic. We have a great group of folks who want to help!



Dr. Mac Consulting
408-627-7577
HELP@boblevitus.com
www.boblevitus.com

Proprietors:
Bob "Dr. Mac" LeVitus
Pat "Mac Mom 5" Fauquet

Expert Mac troubleshooting, training, and technical support at reasonable prices.

We can help you:


- Troubleshoot crashes or freezes
- Learn to use more than 100 different programs
- Set up a new user account
- Migrate from OS 9 to Mac OS X
- Select the right hardware and software for any task
- Move data from one Mac to another
- Set up a network—wired or wireless
- ...and much, much more.

Proprietors Bob "Dr. Mac" LeVitus and Pat "Mac Mom 5" Fauquet have more than 40 years of Mac experience. Let us help you the next time you have Mac problems. Our prices start at just \$30.00. Call or write us for your free estimate.

General Meeting Reports

What's a Mac User Group Like you Doing in a Microsoft Office?

©2006 Len Adler



Kevin (L) and Len (R) Adler, the parties responsible for locating and helping to operate the fine meeting facilities generously provided by Microsoft Corp at their Reston, VA Innovation center

Pi monthly meetings have been held in Reston Virginia at the Microsoft Innovation and Technology Center since November 2005. We're booked to continue until the end of 2006, when we will need to relocate. Because we're going to be moving and don't have a definite site, I thought I'd share how a group of Macheads came to be assembling in such an unlike place as one owned by Microsoft Corporation. If you haven't made one of these meetings, let me tell you the digs are superb, new, state of the art, bright and sunny.

I claim responsibility for finding this wonderful area, which offers expressway access, adequate garage parking, expandable room size (one room can open into as many as four classrooms), Internet access, projection screens and built in projectors, and amplification. I overheard many members mutter some slam about Mi-

crosoft when coming to the first meeting. Since then, it seems that members are grateful for the use of the space.

The cost is another plus: we are guests of Microsoft Corporation. (There's no rental fee). We are guests because of a family connection. My son is a Microsoft employee, and he volunteers each Saturday to open the building and then secure it when we leave. He still thinks I should be using a Windows PC, but he appreciates the passion we Mac users demonstrate by coming out for meetings. He has reminded me many times that Microsoft is a software company whose main threat now is Google, not Apple.

One drawback is that Reston is not amenable to public transportation. Members who use Metro just are not accommodated. I found this meeting place in response to pleas months ago that we find alternate meeting rooms, and ready access to Metro proved to be a difficult task.

Meanwhile we members need to search for future meeting rooms. Attendance averages between forty and ninety individuals, and many libraries around the beltway can offer us that size a space on a Saturday morning. I've been to many meetings in different places, always feeling uplifted and encouraged by the camaraderie of learning something about the Mac platform. Presenters have made free trial demonstrations of their nifty software as well to those present—definitely a bonus!

Each meeting is the crafting of many members to prepare the elements, such as the opening Question and Answer, the Guest Presenters, handouts, raffles, door prizes, coffee and tea, etc. Our organization depends on many people taking the time to contribute. It's a wonderful achievement. It is wonderful to be a part of Washington Apple Pi. I thank all those who have contributed in the past, and urge you to survey places you know—schools, churches, libraries, and hospitals for future meeting sites. We're going to need a place to meet in January 2007 and beyond.

April 2006

by WAPi President - Bob Jarecke

How To's and Circus Ponies

A modest crowd attended April's general meeting, held at the Microsoft Innovation & Technology Center in Reston. The meeting was a two-part event with the first half consisting of three separate instructional sessions. At the conclusion of the training, the dividers were drawn back and the featured presentation took place. Jayson Adams, of Circus Ponies Software, gave us a thorough demonstration of the newest version of Circus Ponies Notebook 2.0.

Training Sessions

Pat Fauquet and John Barnes each led a training session while Dick Rucker and Bob Jarecke teamed up to cover the third. Dick and Bob's topic was the TCS. Pat's subject was backing up data, while John conducted a more detailed look at how to handle camera raw data.

The Pi has a unique TeleCommunication System (TCS) and it is underutilized. It has long been argued that we need to encourage member participation on the TCS; as a group, TCS users are the most active Pi members, the best informed, and consistently give the highest ratings to their Pi membership. We've heard that some members found logging on to the TCS, at least for the first time, too complicated, so they stay away. A concerted effort to demonstrate how to log on and set up TCS user preferences would benefit each member, as they could then have unlimited access to online assistance and guidance from the many experienced members who frequent the online forums.

Dick and Bob took up the challenge. With the aid of a live Internet connection, they showed everyone where to find the simple yet detailed instructions on logging in and setting up preferences. Located on the opening pages of the Pi's Web site, they demonstrated where to find and download a PDF guide to the TCS,


as well as separate, topical pages that guide the user through log on and setting preferences. Then, Dick and Bob demonstrated an actual log-on to the TCS and proceeded to navigate through some of the main topics available. The presentation generated several questions and much discussion. Due to the level of interest and desire to learn more about the TCS, it was suggested we offer the same presentation again, which we will do.

One of the hard and fast rules that Pat and others teach is that everyone will at some point lose their data. For some, the occurrence will be a major setback and a problem of great proportion; for others, it will be a minor inconvenience because these folks chose to back up their data. As Pat says, it is not a matter of if, but when!

Methods for backing up data are many and with that theme in mind, Pat gave a short presentation on backing up data. With several members in attendance, she covered why to back up, what to back up, how to make a back up plan, the different types of back up and effective storage of back up data. She also discussed the various types of programs that can be used to back up data.

John led a more technical training session emphasizing handling camera images. As he points out, organizing digital images and finding them, when one needs to, is becoming increasingly challenging as collections swell to thousands of images. A little-known fact is that digital cameras attach data to image files that describes the conditions under which each image is collected. Attaching additional data that describes its content and ownership is an important factor in bringing order out of chaos for every Mom, Pop, and Grandparent using digital imagery. Such annotation is invaluable when it comes time to share images with friends and family.

John demonstrated what this metadata looks like and how it is accessed and updated. He used several applications including Graphic Converter, Adobe Bridge and Photoshop Elements to access the data attached to photos and add annotations to that data. He pointed out that Spotlight can access this data and is a huge benefit when it comes time to locate images for assembly into a collection.



Jason Adams, Vice President for Technology at Circus Ponies, Inc., demonstrated Notebook 2.0. Notebook is famed for not only being a great application for storing odd bits of this and that but also for its excellent use of Mac OS X technologies and interface standards.

Circus Ponies Notebook, Version 2.0

Jayson Adams, VP for Technology at Circus Ponies, traveled all the way from San Diego to be with us, and he gave a demonstration of the newest version of Circus Ponies Notebook. This program is a great tool for collecting all sorts of information, snippets of data, images, text documents, sound files and even folders. The newest version of Notebook appears to be highly adaptive and flexible - an impressive program.

Many features incorporated in Notebook look quite promising. For example, having a place to store most anything is great, but even better is being able to find what you need when you need it. Notebook 2.0, with the aid a Spotlight plug-in, can search and find anything you may have hidden away in Notebook. Another cool feature was the built-in recording capability that allows you to record a presentation or lecture. Then while taking notes on the event, you can insert the recording so you can return to it and hear what was actually said at that point in your note taking. Finally, Notebook integrates completely with Apple's iLife applications, another huge feature that can save a Mac user time.


Jayson did a great job of demonstrating the richness of Notebook. He took several questions, one of which was how does Notebook compare to other, similar programs. His fair and honest

appraisals left me convinced that Notebook has more features and capability than the others. A full review of the program is available on the Circus Ponies web site (<http://www.circusponies.com/>). And to add some frosting on the cake, Jayson brought a copy of Notebook for one of our door prize drawings.

Oh, yeah, to set the record straight, Jayson did travel from the West Coast but he was actually visiting relatives in the area. Pat managed to lure him over our way for a couple of hours for the presentation and lunch at Panera.

... and the winner is?

We had a full copy of Notebook to give away as the premier door prize. Bud Uyeda was the lucky winner and after wrestling it out of my hands, we continued on to award the other prizes. Allen Kent, Gary Nooger, John Barnes and Gordon Nord were called in succession and each came forward and claimed their winnings.



Bud Uyeda walked away with the grand prize at the April General Meeting, a copy of Circus Ponies Notebook 2.0.

This meeting was the first with the training sessions leading off the event. Our initial reaction was that it turned out pretty well despite the smaller-than-normal crowd. We received positive feedback from the attendees and this led us to conclude we had met one of our meeting objective of helping the Pi's Mac users. We rewarded ourselves with lunch at the Panera

Bread Company in Reston Town Center. Several of the regulars were there as well as a few new faces. It was nice to see added interest by some members. It is just this new or renewed involvement by the membership that will make the Pi a better MUG and assure its longevity. Thanks for participating.

May 2006—Mac Training Day at Microsoft...

by WAPi President (acting)- Bob Jarecke

The Pi held its first Mac Training Day on Saturday, May 27, 2006. The holiday weekend event consisted of twelve half hour training sessions conducted by several Pi members. With the superior Microsoft Innovation & Technology Center facilities, we divided a very large room into three separate classrooms and conducted three training sessions concurrently. The topics were varied and with the nice sized crowd attending, every session attracted attention.

Each of the instructors I witnessed did a credible job and was helpful with answering the many questions that arose.

Regarding the facilities, we are highly indebted to Kevin Adler, the son of Pi member Len Adler. Kevin arranges and supports each meeting despite the fact he is not even a member of the Pi. For his efforts, the Board approved the purchase of a gift of appreciation that we gave to Kevin at the end of our meeting.

The meeting ended with some business items and the introduction of two of the nominees who were up for election to the Board of Directors. A last call was made for everyone to vote to support the four members up for election and then we dispensed a large number of door prizes. Several of us trekked over to Panera for lunch and additional conversation.

An Even Dozen...

The mini training sessions covered a large array of topics. We had several members step forward to lead the meetings and answer ques-

tions. Despite a couple of technical glitches, one schedule change and some sessions running a little over time, the meeting was judged a great success. Many participants reinforced this assessment with positive feedback, and from the results, we are in favor of conducting informal training during the first portion of every future meeting at this site. Some of the same topics will be repeated while others can be added. And the subjects for presentation were —

Creating video DVD of your family photographs is an "Art Form" - Steve Lemon

Intro to iWeb - Kelsey and Travis Good

How to Vote - Subscribe to the WAPi Calendar - Use the TCS - Dick Rucker and Bob Jarecke

Using the Adjust and Effects tools and hidden keyboard commands in iPhoto 2006 - Pat Fauquet

The Many Uses of Text Edit - John Barnes

Buying and Selling on eBay - Bob Jarecke

Using SilverFast Scanning Software with iLife '06 - Steve Lemon

Cool Tricks in Mail - John Barnes

Intro to Windows on the Mac, complete with live demo - Lawrence Charters

Keychain Access -- How to use it and how to add passwords and serial numbers - Pat Fauquet

Family and School Videos and DVD in Final Cut Express and iDVD - Craig Contardi

Buying and selling on craigslist - Bob Jarecke

From my vantage point, I think most of the topics were well received. Each of the instructors I witnessed did a credible job and was helpful with answering the many questions that arose. This type of venue has great potential for helping members learn how to better use their Macs.

In Their Own Words...

Each of the tutorial leaders was asked to summarize the particulars of their training session. Several of them were able to put pen to paper, or electrons to email:



During a presentation at the May General Meeting, Craig Contardi outlined how he used iMovie and iDVD (and some other tools) to create an interactive DVD of a grade school graduation.



Steve Lemon discussed the "art" of making photo and video DVDs as modern day family albums at the May General Meeting.

Intro to iWeb


Though technology didn't cooperate with Travis and Kelsey Good (their PowerBook couldn't connect to the projector), they still managed to cover the basics of iWeb, Apple's newest addition to the iLife suite. This Web site building tool is chock-full of Apple design and Apple ease-of-use. You can use the included templates to publish everything from resumés to blogs. Travis' personal favorite feature of iWeb is its integration with the rest of the iLife suite. For example, from within iPhoto you can use iWeb to publish enhanced photo albums; from within GarageBand you can use iWeb to publish podcasts. For .Mac members, publishing a site is as easy as clicking the

July/August 2006

"Publish" button, but iWeb sites can be published on other Web hosting services too. If you have iLife '06 then you have iWeb. Give it a try!

Intro to Windows on the Mac, complete with live demo

Lawrence Charters demonstrated running Microsoft Windows XP on a Mac mini Intel Core Duo. He ran it in two different environments: natively using Apple's Boot Camp beta and in a more "captive" mode using a beta of Parallels, Inc., Parallels Desktop for Mac. The attentive audience asked a great number of questions: Do you need an Intel-based Mac? (yes); Do you need to buy a copy of Windows XP? (yes); Will it work with older versions of Windows? (Boot Camp will not); Why would you want to run an older version Windows? (most Mac users won't want



Bob Jarecke used screen shots of the Pi's online forums, the TCS, to discuss this valuable Pi resource at the May General Meeting. Bob would have liked to use a live Internet connection but was prepared for technical difficulties.

to). A more extensive look at Boot Camp and Parallels Desktop can be found elsewhere in this issue.


How to Vote - Subscribe to the WAPi Calendar - Use the TCS

Dick Rucker and Bob Jarecke covered some
Washington Apple Pi Journal 25

important areas of the Pi's Web site. Bob emphasized that everyone should vote in the ongoing Board of Directors election. They then addressed the location and use of the Pi Calendar, pointing out how the membership can subscribe to it and have Pi events show up in iCal. Dick, as a long-time, experienced user of the TCS, did most of this moderating of the section of the training event; he was able to address all of the questions regarding it. This section on the TCS will continue to be offered to illustrate to the membership what a powerful information tool they have in the TCS. Log on and check it out!

Buying and Selling on eBay

Without an Internet connection (one of the fore mentioned technical glitches), the demonstration of the ins and outs of eBay buying was lacking the flexibility a "live" connection would offer. However, through the use of screen shots of the Web site, Bob was able to cover eBay registry, account settings and some basics on buying and selling. Much of the presentation involved an-



John Barnes guides an exploration of the many talents of TextEdit at the May General Meeting.

swering questions and in answering them, Bob presented his approach and techniques for using the Web auction service.

The Many Uses of Text Edit & Cool Tricks in Mail

John Barnes presented these two items and his recaps were thorough and well done. Instead of including them here, it is recommended the reader check out his short articles on each of these topics elsewhere in this copy of the Journal.



Kevin Adler's professional reserve succumbed to a big grin when the Pi presented him with an iPod at the May General Meeting.

and the winner is? - Kevin Adler!

As mentioned in the introduction, we had Kevin come forward to thank him for his tireless efforts supporting our meetings at Microsoft's Reston location. He really didn't expect anything, and it was a distinct pleasure surprising him with the latest and greatest iPod from Apple. He accepted the 60GB iPod video with a huge smile and gracious thanks. The thanks are ours, Kevin.

After one more pitch to vote and having Board of Director nominees Gordon Nord and Stephen Lipson stand up, we moved on to the door prize drawings. The winners had a fair assortment of prizes to choose from, and one by one, they disappeared as each winner came forward to select what remained in the pile. The winners, in alphabetical order, were Richard Allen, Clifton Bailey, Raj Borkar, Lawrence Charters, Craig Contardi, David Granite, Ronald Green, Gene Haddon, William C Harrop, Ross Hatch, Diane Kuykendall, Jim Little, Alex Maish, Gini Moore, Gordon Nord, Richard Rucker, Richard Sanderson, Andrea Sedlak, and Bud Uyeda. The formal portion of the meeting ended, and while Pat collected meeting assessments, several of us straightened up the place, picked up our gear and headed to Panera for lunch.

Election Committee Report

Submitted by John Barnes

The polls for the 2006 Washington Apple Pi Board of Directors election closed at midnight on May 31st as required. The next Day, June 1, Gene Haddon and I, acting on behalf of the Election Committee met with Jon Thomason and examined the results of the voting. 130 members cast ballots. There was no suspense, as there were only four candidates to fill five seats. Two candidates received 124 votes and two received 123 votes. This was greater than the minimum number specified in the Pi Bylaws, so that all four candidates were elected.

No write-in candidate received more than a single vote, hence none of them were elected.

The roster of participating members and the tally of ballots did not exhibit any anomalies. For those who are concerned about the secrecy of the ballots, let it be known that the identifiers in the individual ballot records were encrypted in a manner that does not permit anyone to discover the identity of the voter.

Based on those observations, Gene and I declared that the following individuals have been elected to terms running from June of 2006 to June of 2009 on the Washington Apple Pi Board of Directors:

Gordon Nord (124 votes)

Jonathan Bernstein (124 votes)

Steven Lipson (123 votes)

Dale Granata (123 votes)

Congratulations to these new Directors of the Pi. Their installation will take place at the June BoD meeting, scheduled for June 14, 2006 at 7 p.m. at the Washington Apple Pi premises at 12022 Parklawn Dr, Rockville, MD, 20852.

Once the new directors are installed the Board will immediately hold elections for the offices of President, four Vice-Presidents, Secretary, and Treasurer. The results of those elections will be posted to the TCS and the July/August issue of the Washington Apple Pi Journal.

Respectfully Submitted

John D. Barnes

Gene B. Haddon

July/August 2006

The *Pi* Journal Wants YOU!!

John Barnes, Managing Editor

Learn Desktop Publishing from Soup to Nuts

The *Washington Apple Pi Journal* offers a marvelous opportunity to get acquainted with desktop publishing in depth, but with only modest demands on your time and energy. We use a workflow based on the *Adobe Creative Suite*, which is the gold standard in its field.

We are looking to upgrade the content and appearance of our flagship publications. Participants will create content that they will be proud to add to their portfolios while gaining valuable hands-on experience in a more relaxed environment than one would find at a real-world job site.

Available opportunities include:

Photo editing - using image editing tools to convert color modes, crop and scale to size, adjust levels and contrast to achieve pleasing print renderings.

Wordsmithing - helping novice authors (aren't we all?) to improve the content, style, and grammar of their written work.

Publication Design: - working with the editors to improve the appearance and functionality of the magazine.

Digital Art and Illustration: - create attractive and engaging display ads and decorative design elements to enhance communication.

Page Layout - working with the editors to create press-ready documents using best practices as facilitated with the *Adobe Creative Suite*.

Web Page Publishing: - repurpose Journal content for display on the Pi's web pages

We could have a lot of fun with this if we could get a good group of volunteer workers together. It is always more fun to work as a team. Please send an e-mail to john.barnes@wap.org if you are interested.

Washington Apple Pi Journal 27

Special Interest Groups

Retired SIG, April

Notes by Bob Jarecke

The Retired SIG met on the fourth Thursday of April at 1:00 p.m. at the Pi Office. Eleven Pi members came together to learn about and discuss E-mail clients. Bob Jarecke led the group and provided a one-page handout with a few key definitions. He also provided a link to a MacNotables podcast on the same subject.

Next the attendees were asked which E-mail client they used and coupled with the two reference items that were provided, there was sufficient input to jump-start the meeting. A pretty healthy, comparative discussion evolved regarding the use of Eudora versus Apple Mail. We got into some good detail on these E-mail Clients and with the aid of an overhead projector, Bob was able to provide some instant feedback on the points or topics being discussed.

The SIG is still getting its feet on the ground and the hosts are learning as they go, but in general, the meetings have resulted in much positive feedback. I think everyone is coming away from the meetings with something of value. Len Adler and Bob are looking forward to coverage of more topics of interest and any ideas for topics can be forwarded to them at their email addresses: Bob - djanko93@mac.com or Len - adler1@mac.com.

Retired SIG, May

Notes by Bob Jarecke

On May 25, the Retired SIG met at its regularly scheduled time, the fourth Thursday of the month at 1 p.m. at the Pi office in Rockville. Despite a snafu with the reminder email, seven souls still showed up at the Pi office. I guess the last meeting's announcement, the Pi Web site Retired SIG page and establishing the fourth Thursday of the month as our regular date and time were all helpful in getting the members to

attend. The meeting's principal presenter was Allen Kent and he showed us his technique for figuring taxes on an Excel spreadsheet.

Allen has developed, and over many years refined, an Excel spreadsheet to accurately calculate his Federal and State taxes. He tweaks it each year based on any changes handed down by the IRS and then inputs his financial data. The spreadsheet with its embedded formulas "do the math," and with little worry he is reasonably confident the end results are correct. This is sort of a scaled down version of what the commercial tax programs do.

Allen walked us through the spreadsheet's inputs using some dummy data that he provided. Through handouts and the use of our classroom projector, we were able to follow along, step by step. He has spent quite a bit of time refining this method and it takes out the worry of making any stubby pencil errors. Allen then showed us how he inputs the results into online PDF forms provided by the IRS and then prints the forms out for mailing to Uncle Sam.

It was good of Allen to step forward and give the main presentation. We are always looking for someone who has a unique way of doing things that they would like to share with the group. If you have something you would like to share with this SIG, consider sharing it with the group.

The agenda for the next meeting, on Thursday, June 22, 2006, comes from a question about iPods; so our subject is "All About iPods." Come and join us.

Reinventing the iMovie SIG

The spark plugs behind the Pi's SIG supporting digital video interests have moved on to other pursuits. We are therefore searching for people who have a strong interest in working with digital video and related subjects to form a new SIG. The scope of the SIG, its meeting times, meeting

locations, and other matters will be in the hands of the SIG members.

Pat Fauquet has accepted the job of acting as interim SIG leader. Please e-mail her at vpprograms@wap.org if you have an interest in sharing with other Pi members by leading this activity.

Graphic Arts SIG

This SIG will resume its regular second Saturday series of meetings at mac Business Solutions on July 8. Hal Cauthen has taken the reins and is planning programs for a considerable length of time into the future.

Check The Graphic Arts SIG forum on the TCS and the Pi Events Calendar for more details.

SIG Functions at General Meetings

The Pi is trying a new format for special interest activities by adding SIG sessions to the General meetings. The new General Meeting format calls for the large meeting room at the Microsoft Innovation Center to be divided into three smaller rooms, each with its own projector and sound system. Each of the three rooms will host a special session for approximately one hour. The sessions will cover a variety of topics of the kind that would ordinarily be part of SIG meetings. Basic Macintosh operations, tips for intermediate and advanced users, how to use the PI TCS, topics related to digital photography, etc.

At the end of the Special Interest Sessions the room dividers will be rolled back and the main meeting will begin. There will usually be a brief introduction and overview, followed by the "Feature Presentation" of about 60 to 75 minutes duration. The meeting will close with a brief time for club business and the distribution of drawing and raffle prizes.

Conversations with leaders of other MUGs have revealed that this approach has a number of advantages. The first session of this kind was held in conjunction with the April 15 General Meeting and the audience reaction was generally favorable.

Special Interest Groups

Be sure to check the WAP calendar at calendar.wap.org for meeting locations, times, and dates.

AOL - John Barnes (301) 652-0667

Apple IIGS - Lorin Evans lorin.evans@wap.org

Graphic Arts - www.wap.org/gasig

iLife - Vacant

Mac Programmers - Aaron Burghart

Retired Persons - www.wap.org/retired

Apple III - David Ottalini (301) 681-6136, dave.ottalini@wap.org

SIGs Needing Fresh Spark Plugs

AOL, Educators, Excel, Genealogy, QuickTime, Music, Graphics Arts, iMovie, Teen

If you have a special interest that would seem to warrant formation of a new SIG please send E-mail to president@wap.org.

Club Notices

Officers and Board of Directors

President—Bob Jarecke, president@wap.org
Secretary—Gabriel Roth, secretary@wap.org
Treasurer—Dick Rucker, treasurer@wap.org
VP Programs—Pat Fauquet, vpprograms@wap.org
VP Volunteer Services—Steve Lipson, vppvoluters@wap.org
VP Publicity—Thomas Carlson, vppublicity@wap.org
VP Membership—Gordon Nord, vpmembership@wap.org

Directors

William (Bill) Bailey, wbailey3@cox.net
Jonathan Bernstein, jon.bernstein@wap.org
Cynthia Cole, cynthia.cole@wap.org
Dale Granata, dgranata12@comcast.net
Stefan Shrier, stefan.shrier@wap.org
Brent Malcolm, brent.malcolm@wap.org
2 Vacant seats (1 term ending 2009, 1 ending 2008)

Volunteers

Telecommunications Committee Chair — Paul Schlosser, pauls@wap.org
Webmaster – Lawrence Charters, webmaster@wap.org
Mac Editor, Review Editor – Lawrence Charters-
maceditor@wap.org
Tuesday Night Clinic – Jim Ritz, jim.ritz@wap.org
Calendar Editor – Nancy Seferian, nancys@wap.org

This issue of the *Washington Apple Pi Journal* was created on a dual processor 2 GHz Power Mac G5 with 4.5 GB RAM and two displays. Articles were edited and laid out with Adobe InDesign CS2. The principal typeface is Palatino (10/12) for the articles; and Helvetica Bold for headlines, subheads, and emphasis.

Cover Design: The WAP Journal cover design was created by Ann Aiken in collaboration with Nancy Seferian. The Capitol artwork was illustrated by

Contacting Washington Apple Pi

Contact: Washington Apple Pi, Ltd., 12022 Parklawn Drive, Rockville, MD 20852. Business Office: (301) 984-0300 [Answering machine]
Web address: www.wap.org
e-mail address: office@wap.org

Office hours: You should not expect to find anyone at the office except as otherwise noted. Please check the listings for “Volunteer Days” at calendar.wap.org. These sessions are scheduled for several times per month to make best use of limited numbers of volunteer office workers.

Clinic Night - Tues. 7-9 pm

Please leave messages on the answering machine at 301-984-0300. This is an automated system that allows our volunteers to quickly respond to your needs without having to actually sit in the office.

We will try to to put an appropriate message on the answering machine if we have to cancel an activity.

Copyright Notice

© COPYRIGHT 2006, by WAP, Washington Apple Pi, Ltd. Anyone wishing to reprint material from this publication must first obtain permission. such requests may be sent by e-mail to maceditor@wap.org or by postal mail to the Pi office care of “WAP Journal Editor.” When reprinting any portion of the contents herein, proper author, title, and publication credits must be given. A copy of the article as printed must be sent to Washington Apple Pi; 12022 Parklawn Drive, Rockville, MD 20852.

Carol O'Connor for One Mile Up, which donated it for use on our cover.

Tutorials

Dreamweaver - 2 session series

Instructor: Sheri German

Schedule - TBA - depending on interest

Cost - \$50 per session for Pi members, \$100 for others.

Prerequisite: Intermediate Macintosh skills.

Enrollment - Send e-mail to sheri.german@verizon.net

Session 1 - Long considered the industry standard for visual web page editors, Dreamweaver is a deep, feature-packed program. This class will introduce students to the interface, teach them to define and organize a site, and guide them through the creation of a table-based layout that uses Cascading Style Sheets for all design and presentational elements.

Session 2- This second level course will take students deeper into the productivity features of Dreamweaver, such as templates, libraries, behaviors, assets, snippets, and extensions. We will continue work on our CSS table-based layouts and turn them into templates that will form the basis of a complete site.

A second series of classes may be offered if there is enough demand.

Preregistration

If you are interested send an e-mail to our tutorials coordinator at tutorials.wap.org to be placed on the contact list. We will then try to work out a schedule that suits both the students and the instructor.

Software Clinic

Prerequisites: Pi membership and basic understanding of the web and use of a web browser.

Cost: Free (Donations to the Pi encouraged)

Schedule: By Appointment on Fri, Sat or Sun between 12:30 to 3:30. Call 301 984-0300 or eMail: softwareclinic@wap.org.

Instructors: Bob Jarecke and other volunteers

Tutorial Subjects: Trading on eBay, Trading on craigslist, Finder tips and tricks, Using the TCS. Special Training also available for any program you are trying to learn or master (assuming the instructor(s) know how to use the application).

This is an opportunity to bring your Mac to the Pi office for some one-on-one tutorial help.

If your Mac isn't portable, bring the application for loading on a Pi tutorial iMac where it can be used for the lesson. (Unlicensed software will be deleted after the session.)

Preregistration

If you are interested, have any questions or want to set up a training appointment, send an e-mail to softwareclinic@wap.org. Or you can call the Pi Office at 301 984-0300 and please, leave a message. When confirmed and if you are agreeable, a notice will be sent to other interested parties to see if they would like to join in the session.

macUpgrades

Hours:

Mon 10 to 6 Tue 10 to 8
Wed 10 to 6 Thu 10 to 8
Fri 10 to 5 Sat 10 to 4

Phone: (301) 907-0300
Fax: (301) 907-9335
Web: www.macupgrades.com
E-mail: info@macupgrades.com

6931 Arlington Road, Suite A
Bethesda, MD 20814



Apple
Specialist

Free parking next to the store. We're only 4 blocks from the Bethesda Metro station. Or, ride the free Bethesda 8 Trolley to Bethesda Avenue and Arlington Road, then walk one block south to macUpgrades.



More than a decade of
Macintosh Sales, Service,
and Support Excellence!

Classified Ads

E-mail to office@wap.org for rates and regulations. Pi members may place ads up to 25 words in length free of charge.

Services

- **Mac Hardware, software, networks & training.** Apple factory trained & A+ Certified. Marchetti Associates LLC. 301-404-2210 or phil@marchettiassociates.com.

- **Macintosh House Calls - Upgrades, Repairs, Tutoring.** Contact John Barnes at 301-652-0667 or jdbscience@mac.com. Discount for Pi members.

- **Law Offices of Richard S. Sternberg**
<http://www.MetroWashingtonLaw.com/> (202) 530-0100

Music for a fair, reception, business event. For a combo playing "oldies", an organ grinder, or brass calliope, go to www.bendermelodies.com.

Your Free member Ad Belongs Here!

Credits for Illustrations

8-10, 19R, 25, 26 - Lawrence I. Charters
11 - Derrick Garbell
15 - Al Lubarsky
18,19L - John Barnes
21 - Len Adler
22, 25TR - Dick Sanderson



High speed, high reliability internet services (founded 1987)

High speed T1 services for businesses, associations, and government

- Full, unshared internet bandwidth
- Far more reliable than DSL
- 24/7 monitoring and repair service
- Full bandwidth reports updated every 5 minutes
- Combine multiple T1s to increase bandwidth and reliability

HIS T1s provide unrestricted use of bandwidth – 1.5 megabits in each direction (to and from the internet), and connect directly to our backbone facility collocated with AT&T in Washington, DC for high reliability and low latency to all parts of the internet. Circuits are monitored continuously, 24/7, to respond immediately at the first sign of trouble. T1 circuits rarely go down, and when they do, mean time to repair is 4 hours (vs. 24 hours for DSL). We provide as much IP space as you need, as well as DNS services for your domains. HIS T1s are suitable for organizations running their own web, FTP or other servers, and will not bog down under heavy load the way a DSL connection can. Contact HIS at 301-255-0500, option 1, or sales@his.com, for a price and installation date quote (you'll be surprised how low the cost is).

Outsourced email services

- POP3, IMAP and webmail access
- SSL for secure mail pickup
- 24/7 monitoring
- Phone and email support
- Gigantic mailboxes: 30 megabytes standard (75 megabyte Superboxes available)
- Postini virus and spam filtering

Many businesses and trade associations have outsourced their email operation to HIS for convenience, cost savings, support, reliability, and for spam and virus filtering. Contact HIS at 301-255-0500, option 1, or sales@his.com, for more information.