

\$2.95

washington pple pi

The Journal of Washington Apple Pi, Ltd.

Volume 14, Number 10

October 1992



**Apple II & Mac
Tutorials**

13

Special Modem Offer

16

Artists on Exhibit

18

Consumer News

21

***GreatWorks vs.
ClarisWorks***

24

**Supra FaxModem
Saga**

30



Washington Apple Pi General Meeting

4th Saturday • 9:00 a.m. • Community & Cultural Center
Northern VA Community College • 8333 Little River Turnpike
Annadale, Virginia

Sept. 26

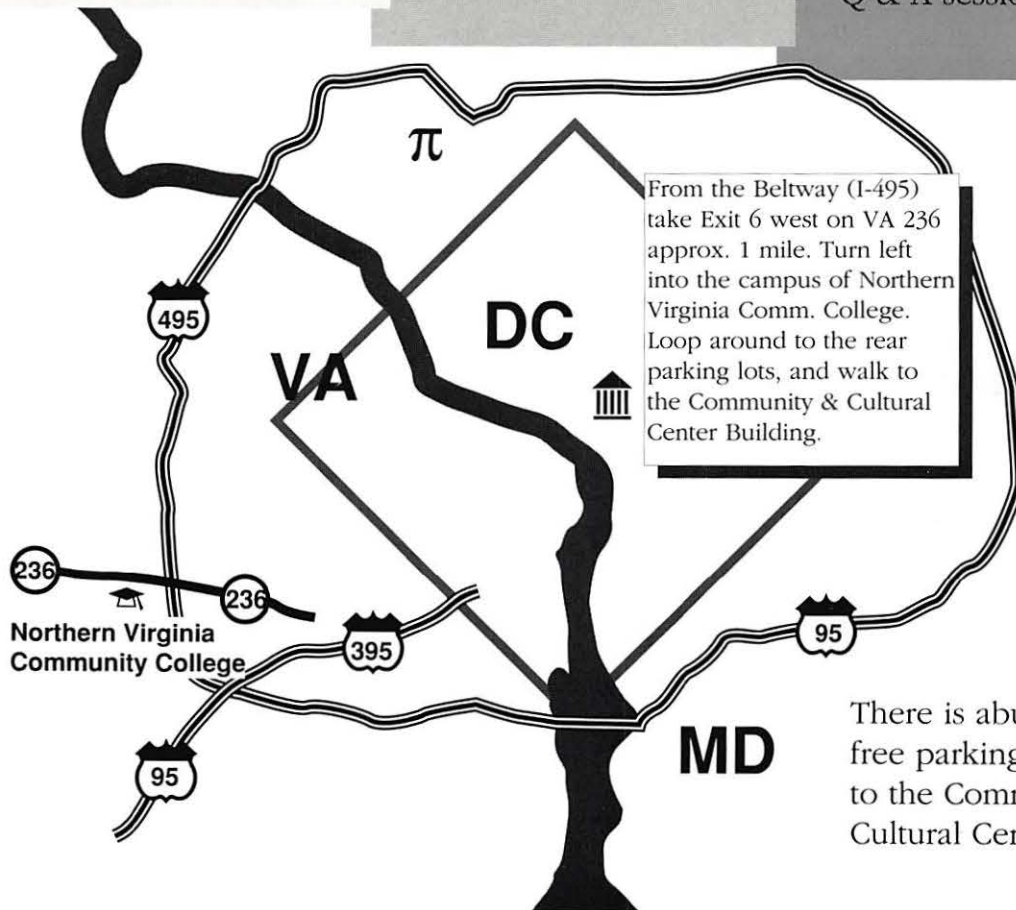
Major presentation by **Microsoft** plus the usual informative, interesting and exciting Apple II presentations and enthusiastic Q & A sessions.

Oct. 24


Major presentation by **Claris** plus the usual informative, interesting and exciting Apple II presentations and enthusiastic Q & A sessions.

Nov. 28

Major presentation by **Hewlett-Packard** plus the usual informative, interesting and exciting Apple II presentations and enthusiastic Q & A sessions.



RANDOM ACCESS TO THE BEST™



0-679-73977-7 • \$45.00
Includes 3-1/2" disk

COLOR PUBLISHING ON THE MACINTOSH by Kim and Sunny Baker


In the Desktop
Publishing
Revolution, This
Single Resource
Will Make You a
Winner.

The DTP revolution. It's transformed graphic design. It's slashed typesetting costs. And now, with this book, it's about to change everything you ever believed about color publishing.

Whether you're a DTP neophyte or a veteran Mac designer, you'll learn proven strategies for color success, the pluses and minuses of various hardware and software options, everything you need to know about image scanning, manipulation, and creation, hands-on tips for color separations, advice on troubleshooting, dealing with vendors, and much more!

PLUS a 3-1/2" disk with 14 invaluable programs, enhancements, and utilities.

- *Main Selection of Small Computer Book Club and the Graphic Artist's Book Club*
- *Alternate Selection of the Architect and Designer Book Service*



0-679-74242-5 • \$25.00

THE MACINTOSH READER Edited by Doug Clapp

The Book
You'll Love
If You Love
Your Macintosh

For Macmeisters everywhere—secrets, tips, history, advice, art, facts, interviews, humor, amazing stories, and more—about Apple's most marvelous computer! Included are all-original contributions from John C. Dvorak, Bob "Dr. Mac" LeVitus, Guy Kawasaki, Neil Shapiro, Jaron Lanier, and many others. From "Space Aliens Stole My Mac" to "What You Never Read in *MacUser*" and "System 7 Secrets," here are hours of irresistible Mac fun, games, insight, and information.

- *Alternate Selection of the Book-of-the-Month Club, Quality Paperback Book Club, and Fortune Book Club*

 **RANDOM HOUSE**
ELECTRONIC PUBLISHING

At your local book or software store, or call 1-800-733-3000 to order directly (credit cards only)

► Watch for a raffle of Color Publishing on the Macintosh and the The Macintosh Reader at your next user group meeting.

Table of Contents

Volume 14.....October 1992Number 10

Club News

WAP Hotline	39, 42
WAP Calendar	40, 41
Index to Advertisers	53
Classified Advertisements	78, 79
WAP Membership Form	80

SIG's and Slices

EdSIG	8
by Phil Shapiro	
Stock SIG	8
by Morris Pelham	
Annapolis Apple Slice	9
by Kay Cave	
IIGS SIG	10
by Paul Tarantino	
Columbia Apple Slice	11
by Lawrence I. Charters	

General Interest

Oct., Nov. General Meeting	Cover 2
Apple & Mac Tutorials	13
by Keith Malkin	
Tutorial Registration Form	15
How to Get Your Telecomm Starter Kit	16
WAP Artists on Exhibit	18
by Ann Aiken/ Art by Rebecca Firestone	
How to Use the TCS Editor	20
by The Crew	

Macintosh Articles

Consumer News	21
by Lawrence I. Charters	
Notes on the Mac	22
by Paul Schlosser	
The MacNovice	24
by Ralph Begleiter	
Healthy Dining and Your Mac	27
by Gregory Price	
The Supra Fax Modem Saga	30
by Paul Schlosser	
New Macintosh Files on the TCS	34
by Lawrence I. Charters	
One Hard Drive, Multiple Volumes	38
by Thomas E. Linders	

Apple II Articles

Apple II Byts and Pyces	44
by Gary Hayman	
Profile of Alan Bird	50
from GENieLamp	
Apple II Walkabout	52
by Seth Mize	
How Apple II Computers are Being Used for Cognitive Therapy	54
by Phil Shapiro	
Apple II General MeetingAgenda	55

Apple III Articles

On the Trail of the Apple III	56
by Dave Ottalini	

Table of Contents

Disk Libraries

Macintosh Disk Library 58
 by Dave Weikert
 Macintosh Disk Order Form 72, 73
 Apple II Disk Library 74
 by John Ruffatto
 Apple II Disk Order Form 77

Icon Guide



Macintosh



Apple II, IIe, and IIGS



Apple III (SARA)



Hotline or Phone List



Calendar Pages



Apple Disketerias



Macintosh Disketeria



General Interest



This issue of the Washington Apple Pi Journal was created on a Mac IIci, proofed on an HP DeskWriter, and produced by electronic typesetting at The Publishers Service Bureau.

The page layout program used was PageMaker 4.2a, the word processing programs were Word Perfect 2.1, and Microsoft Word 5.0; the principal typeface is New Century Schoolbook (10/12) for the articles; and Helvetica for headlines, subtitles, and emphasis.

Editorial Staff

Managing Editor

Deborah Hoyt (703) 450-0714

Graphics Editor

Anne Aiken (301) 530-1990

Apple II co-Editors

Stan Palen (703) 775-7027

Jack Mortimer (804) 224-0609

Seth Mize (410) 766-1154

Mac Editorial Consultant

Rick Zeman (301) 498-5311

Mac Software Coordinator

Lou Pastura (703) 560-1477

Mac Software Liaison

Lawrence Charters (410) 730-4658

Deadlines

Writers' submissions

Nov. Sept. 17

Dec. Oct. 16

Editors' submissions

Nov. Sept. 25

Dec. Oct. 24

Ad space reservations

Nov. Sept. 21

Dec. Oct. 21

Camera-ready ad copy

Nov. Sept. 29

Dec. Oct. 29

Postal Information

Washington Apple Pi (ISSN 1056-7682) is published monthly by Washington Apple Pi, Ltd., 7910 Woodmont Avenue, Suite 910, Bethesda, MD 20814. Second Class Postage paid at Bethesda, MD.

Annual membership dues for Washington Apple Pi, Ltd. are \$32; of this amount \$24 is for a subscription to the Washington Apple Pi Journal. Subscriptions are not available without membership.

POSTMASTER: Send address changes to Washington Apple Pi, 7910 Woodmont Avenue, Suite 910, Bethesda, MD 20814.

Change of Address should reach us 60 days in advance of the move to ensure that your Journals continue uninterrupted.

Officers and Board of Directors

President	Lorin Evans	(202) 543-1248
Vice President-Apple	Ken DeVito	(703) 960-0786
Vice President-Mac	Bob Shaffer	(301) 384-3724
V.P.-Administration	Bill Wydro	(301) 299-3592
V.P.-Community Affairs	Bernard Urban	(301) 229-3458
Treasurer	Charles Froelich	(410) 889-9395
Secretary	Dana Schwartz	(301) 725-6281
Directors	Bill Campbell	(301) 498-6380
	Manny DeVera	(703) 818-9626
	Jon Hardis	(301) 330-1422
	Leon Raesly	(301) 220-3111
	Guy Durant	(202) 363-0366
	Bernard Urban	(301) 229-3458
	Tom Vier*	(703) 860-4810
	David Weikert	(301) 963-0063
	Tom Witte	(703) 683-5871
	Bill Wydro	(301) 299-3592

*Noon to 6pm

Office Staff

Office Manager	Beth Medlin
Office Staff	Ambrose Liao (Tuesday nights only)
	John Ruffatto (Saturday meetings)
	Earl Shoop (Saturdays only)

Library Volunteers

Apple II Head Librarian	John Ruffatto	(301) 735-4259
Apple IIGS Librarians	John Ruffatto	(301) 735-4259
	Chris Hutmire	(301) 871-1203
Apple II Librarian	Ron Every	(703) 490-1534
Apple III Librarian	David Ottalini	(301) 681-6136
Macintosh Librarian	David Weikert	(301) 963-0063
	Martin Milrod	(301) 464-5981
Mac Library	John DeMarco	Ben Frank
	Mary Hockmeyer	William Jones
	Fred Rodgers	Tony Salerno
	Joe Swick	

Washington Apple Pi, Ltd.

7910 Woodmont Avenue, Suite 910
Bethesda, MD 20814
Business Office (301) 654-8060
Telecommunications System (301) 986-8085

Office hours: Mon.-Sat. 10-2:30*
Tues. 7-9pm

*The office will open at 1pm on
the day of the General Meeting

Volunteers

Head Reading Lib.	Brian Mason	(202) 686-1656
Dealer Relations Comm.	John Alden	(301) 493-6875
	Harvey Kaye	
Legal Counsel	Richard Wohltman	
Membership	Dana Schwartz	(301) 654-8060
SIG's & Slices Coord.	Bob Shaffer	(301) 384-3724
Journal Store Distribution	Teresa Drag	(301) 897-5103
Telecom SysOp	Paul Schlosser	(301) 831-9166
Volunteer Coordinator	Tom Witte	(703) 683-5871

SIG Chairs

Annapolis Slice		
President	Bob Peterson	(410) 721-9151
V. President	Phil Scheel	(410) 761-4260
Secretary	Ed Coleman	(410) 757-3197
Treasurer	Mel Benson	(410) 647-6873
Membership	Grant Shackelford	(301) 923-6748
Mac Programming	Teresa MacGregor	(410) 551-5913
	Lloyd Olson	(410) 544-1087
	Seth Mize	(410) 766-1154
Apple II Programming		(410) 923-6748
AAS Info Recording		(301) 345-3230
AppleWorks	Gary Hayman	(301) 345-3230
Apple IIGS	Gary Hayman	(301) 681-6136
Apple III	David Ottalini	(703) 790-1509
	Jim Jutzin	

Columbia Slice		
President	Tim Childers	(410) 997-9317
Co-V. President, Mac	Ellen Baniszewski	(410) 730-4891
Co-V. President, Mac	Tim Helsing	(410) 730-7272
V. President, Apple II	Bill Campbell	(301) 498-6380
Editor, Macintosh	Lawrence Charters	(410) 730-4658
Editor, Apple II	Tom Cook	(410) 995-0352
Treasurer	Tom Cowley	(410) 730-2319
BBS SysOp	Henry Yee	(410) 964-3706
Disk Librarian, Apple	Andy Wakshul	(410) 997-0156
Disk Librarian, Mac	Tim Childers	(410) 997-9317
CADSIG	Jeff Sutton	
Database SIG	Eric Gutsche	(703) 379-1265
DisabledSIG	Jay Thal	(202) 244-3649
Desktop Publishing SIG	Tom Piwowar	(202) 223-6813
EDSIG	Phil Shapiro	(202) 686-5465
Excel SIG	Larry Feldman	(301) 869-9847
Federal SIG	Jim Manley	(703) 490-1034

Frederick Slice		
President	J. Russell Robinson	(301) 739-6030
V. President	Mike Dalrymple	(301) 203-4145
Sec./Treas.	Tony Svajlenka	(301) 694-6209
GameSIG	Mike Dickman	(703) 525-2410
HyperCard	Mark Frazier	(202) 546-8325
HyperTalk	David Mudd	(703) 683-1746
Mac Programmers	Nancy Byrd	(703) 978-3440
	Bruce Jacobs	(301) 439-7812
	Ed Moser	(301) 924-1573
	Ted Meyer	(703) 893-6845
Music SIG		
PI-SIG		
QuickTime SIG	Ambrose Liao	(301) 530-3255
StockSIG	Morris Pelham	contact on TCS
Telecomm. SIG	Allan Levy	(301) 340-7839
Three SIG	David Ottalini	(301) 681-6136
UltraMacros SIG	Gary Hayman	(301) 345-3230

User groups may reprint without prior permission any portion of the contents herein, provided proper author, title, and publication credits are given, except in cases where the author has reserved copyright permission. In these cases, the author should be contacted directly. Please send a copy to the editor.

In the Pi Pan...

by Debbie Hoyt

This month's Journal gives evidence of some exciting changes. To begin with, our tutorial coordinators have added another Macintosh course to their offerings: Intro to the Macintosh, Part IV. It will be taught by John Ellis and is designed to suit the needs of those in attendance. All of your questions related to Macintosh hardware and software issues will be addressed as time permits.

Also, you'll notice that the Macintosh Disketeria is *enormous* this issue. There are 27 new disks to choose from, but that's not the only reason for the additional bulk. Dave Weikert has worked very hard to reorganize and streamline the Disketeria. In order to accomplish this, we'll have to temporarily experience some "growing pains." But when Dave is done, it

will have been worth it.

While I am writing about disk libraries, I'd like to mention that our Apple II Library listing is growing right out of its pages. I have had to return to a three-column format in order to fit everything in. John Ruffatto and the other Apple II librarians are working hard to present you with a simpler ordering system that is more like that of the Macintosh Disketeria.

As with everything else, things could move along more speedily with more volunteers to assist. You can help the Apple II librarians finish the update by offering some of your time. John et al need volunteers to write ReadMe files for the remaining Apple II 3.5" disks. That's all there is to it. If you can help, please give John

Ruffatto (301-735-4259) a call.

How many of you noticed the new Logo on our cover? It was created for us by Nancy Seferian. She also created the new logo and banner that stretches the width of the two page art column. It seems that the old logo and art banner gave the service bureau, or more precisely, *PageMaker* 4.2, a fit. So, thanks to Nancy, who by the way is a member of the TCS crew, we no longer expect to have any difficulties.

And before I sign off for the month, let me direct your attention to the Hotline pages. We have a new listing, "TCS Help," under the Telecommunications heading (page 39). Several members of the Crew are listed there who can help you use the Pi's bulletin board more effectively.

Faculty Sponsor Needed!

The Washington Apple Pi is seeking a Faculty Sponsor from among its membership who is also a member of the faculty or knows a member of the faculty of the Northern Virginia Community College system. Any member of the Washington Apple Pi who is in a position to help the Pi find such a sponsor, please contact David Mudd, 703-683-1746.

COMPUTER AGESM

OUR 13TH YEAR
SERVING
YOU!

4 MB
RAM

Macintosh Classic II

40 MB APPLE
HARD DRIVE

\$1149

4 MB
RAM

Macintosh LC II

With 256K Video RAM,
Monitor & Keyboard Extra.

40 MB APPLE
HARD DRIVE

\$1299



Authorized
Dealer

3 MB
RAM

Macintosh IIsx

Monitor & Keyboard Extra

40 MB APPLE
HARD DRIVE

\$1949

6 MB
RAM

Macintosh IIfx

Monitor &
Keyboard Extra

40 MB APPLE
HARD DRIVE

\$2799

100 MB CONNER
HARD DRIVE

\$2999

radius

DISPLAYS FOR
THE MACINTOSH

Soft Pivot

\$699

Color Pivot

\$1269

For Built-In Video

4 MB
RAM

Macintosh Quadra 700

100 MB CONNER
HARD DRIVE

\$3999

8 MB
RAM

1 MB
VRAM

Macintosh Quadra 950

400 MB QUANTUM
HARD DRIVE

CALL

RAM UPGRADE

\$49

PER MEG
INSTALLED

COMPUTER AGESM

SILVER SPRING
(301) 588-6565

BELTSVILLE
(301) 937-0300

CATONSVILLE
(410) 719-0200

ANNANDALE
(703) 642-2310



4 MB RAM

Macintosh PowerBook 140

120 MB QUANTUM HARD DRIVE
\$2399

Targus Carry Case For Mac Classic II

\$49.99

Targus Carry Case For Mac PowerBook

\$99

Microsoft

Project 1.1 \$399 Word 5.0 \$299
Excel 4.0 \$299 Works 2.0 \$139
Flight Simulator \$399

CLARIS

MacWrite®II \$99
FileMaker®Pro \$189
ClarisWorks™ \$199
MacDraw®Pro \$289



4 MB RAM

Macintosh PowerBook 170

120 MB QUANTUM HARD DRIVE
\$3699

Apple OneScanner™

- Professional Quality With Macintosh Simplicity
- 60% Faster Than Original Apple Scanner
- 256 Gray Levels For Photographic-quality

\$899



CAI External SCSI Hard Disk Drives

- 40QMB \$279
- 45RMB \$399
- 100CMB \$399
- 230QMB \$799
- 300FMB \$1199
- 530CMB \$1399



Apple StyleWriter®

\$325



Apple Personal LaserWriter® LS

\$799

TEXAS INSTRUMENTS

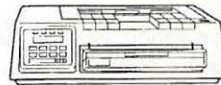


microLaser Plus Model PS 35

\$1498

- 9 Pages Per-Minute
- AppleTalk Included
- 35 PostScript Fonts

GCC TECHNOLOGIES



BLP Elite

PostScript Laser Printer

\$1099

- 4 Pages Per-Minute
- AppleTalk Built-In
- 17 PostScript Fonts

Seiko 14" Color Hi-Res RGB Display
\$599

Apple Macintosh 16" Color Display
\$1349

COMPUTER AGESM

A MicroAge Affiliate

SILVER SPRING
9433 GEORGIA AVENUE
(301) 588-6565

BELTSVILLE
10606 US ROUTE 1
(301) 937-0300

CATONSVILLE
US 40 AT ACADEMY ROAD
(410) 719-0200

ANNANDALE
COLUMBIA PIKE AT RT 236
(703) 642-2310

SILVER SPRING SERVICE CENTER
9431 GEORGIA AVENUE
(301) 565-9130

OPEN SAME HOURS AS OUR SALES SHOWROOM

PRICES/SPECIFICATIONS SUBJECT TO CHANGE. PLEASE CALL FOR THE LATEST UPDATES, OR CHECK OUR AD IN EVERY MONDAY'S POST.

π SIG's and Slices

EdSIG

by Phil Shapiro

A feisty, ebullient group of parents and teachers showed up for the August education Special Interest Group meeting. Joining the regular EdSIG stalwarts was Tom Donahue, a middle school math teacher from St. Ann's School in DC.

Even before the meeting was scheduled to start, Joan Jernigan gave a tour of the new "Where in America's Past is Carmen Sandiego." Joan's demonstration spawned a discussion of how high school history teachers will soon be able to assume that all the students entering their class will have a sound grounding in the factual aspects of American history. In the years ahead, history teachers will be able to concentrate more on teaching interpretations of history rather than the actual history itself.

Tom Donahue then told us how he finds it beneficial to customize the math problems in *Math Blaster Mystery* and *Math Blaster Plus*. The student record-keeping function of these two programs also make teachers' jobs easier.

As an extra incentive for student performance, Tom hands out different colored stickers to students who reach a designated level of performance. Surprisingly, middle school students still find stickers to be a potent motivational incentive. (While younger children almost always respond positively to simple sticker rewards, older children sometimes might find these rewards to be "childish.")

Tom also launched an interesting discussion on the ultimate purpose of having computers in schools. Should the main objective of educational technology be to teach children how to use computers as a tool? (Using word processors, databases, and spreadsheets.) Or should the ultimate purpose be to use the computers to teach "curriculum content"?

Tom's probing line of questions initiated a second discussion on the subject of software piracy in the classroom. One teacher related an experience she had at a school where the school administration repeatedly turned a blind eye to blatant software piracy in the classroom. When this teacher confronted the principal of

the school about taking a stand against piracy, the principal retorted that too much fuss was being raised about the piracy issue. Whereupon the upstanding teacher promptly handed in her notice of resignation. (This same teacher, a member of our own EdSIG, later received a national award for her use of computers in the classroom.)

Another teacher commented that software piracy remains a problem in the local public school districts. Amazing as it may sound, in some cases students have brought to school software that their parents pirated from their office computers. Schools need to do more to encourage parents to discuss the purpose and function of the copyright law with their kids. And kids need to be carefully instructed about the moral and legal implications of stealing software. Kids must be taught that if someone asks them to make an illegal copy of a copyrighted program, the appropriate response is: "Sorry, I can't do that. You're asking me to break the law."

Moving on to a new subject, George Kulstad then gave us an updated bulletin on the Apple II+ computers he's using in his TOEFL (Test of English as a Foreign Language) preparation course. In the past two months, some of these computers have had intermittent problems that appeared on one day, but mysteriously disappeared the next day. Other people in the meeting remarked that they had noticed similar occurrences with Apple II+ computers, too.

These "intermittent problems" can be frustrating because you're never quite sure if the computer is actually broken or whether it's just "acting up." Having one or two extra backup computers on hand can help ease the worry, though.

As the meeting came to a close Bill Wydro coordinated a discussion about how various teachers and schools go about purchasing educational software. Many of the teachers in attendance admitted that they often pay for software with their own money. Waiting for the school bureaucracy to allocate funds for purchasing is often frustrating when the software to do the job is right at hand.

Two teachers at the meeting went further, admitting to paying for computers that were necessary for their computer labs. In some cases reimburse-

ments were requested from the schools. In other cases the understanding was that the computers would leave the school when the teacher left the school.

Howard Heydt then spoke briefly about how he and his fellow group of retired engineers have been having success urging students to consider careers in science. The kids love to hear first-hand stories of the career work of scientists and engineers. And the retired engineers get immense satisfaction knowing that they might be planting the seeds of an idea in these young children's minds.

Our EdSIG meetings take place on the fourth Thursday of each month from 7:30 PM to 10 PM at the club office in Bethesda. We invite interested parents and teachers to come join our discussions and demonstrations. Please note: If you plan on attending our meetings, it's helpful if you bring with some blank 5.25 or 3.5 inch floppy disks. We regularly give out Apple II Public Domain and ShareWare educational software at the meetings. The easiest way to reimburse the person giving away copies of this software is to trade him or her for a blank floppy disk.

StockSIG

by Morris Pelham

At our August meeting, Ann Meredyth brought her newly received v.5 of *Managing Your Money* to show us. She had a very nice three-page handout for everyone and to demonstrate the program, she put the software on the club Mac and ran it for us. The projector and screen worked so that we all could see it run. For those of you who weren't there, I'll describe it briefly.

First, you install the package and start it up. Then you go and get the monthly statements from all of your bank accounts and brokerage accounts. Next you keypunch all the information from these statements into the program. Then the program shows you it's own fixed format statement of the information you just keypunched in. The following month, you get to do it again.

For myself, I think I'll continue to spend my time reviewing my statements with pen and highlighter instead of key-

punching. But then I might miss something valuable that the program can do. For example, it can transfer the data you keypunch to a tax preparation package. That may save some time in January or February. Ann has promised to come back and answer questions this fall, and, if many are interested, we will get the tax prep software and try that too. Thanks, Ann!

In other business, we may have a new expert. Chris Kagy has been in discussions with the TCS about becoming the SysOp for the investor board on the system. I hope I said that right. If everything works out, that board might be in operation by the time you read this. Give it a try. You can leave a message for me, but I only use the TCS about once a month to upload this column to the journal. Leave a message for Chris instead, he uses it much more often. If many people use that board on the TCS, we will spend more time on it. Thanks, Chris!

Finally, I continue to look for software that will do for investors what word processing software does for writers. But I haven't found any yet. I did buy the new v. 2.0 of the *DeltaGraph Pro* charting software. It, like *Excel 4.0*, is unable to make a proper stock chart, so I returned it. Both *DeltaGraph Pro* and *Excel 4.0* are full of 3-D charts, picture charts, balloon charts and other flashy things that Edward R. Tufte would call "chartjunk." To chart stock prices, you need a scale along one axis of 1, 2, 4, 8, 16, 32, etc., and neither program can do it! I bought *Cricket Graph*, too, but returned it also for the same reason. No solutions in this corner this month. If you have any better solutions than I have found, come to the meeting and share them.

As always, we welcome both experts and novices at our meetings in the office at 7:30 on the second Thursday of the month.

Annapolis Apple Slice

by Kay Cave,
Publicity Chair

The Annapolis Apple Slice meets the second Saturday of the month at the Severna Park library at 9:30 am. A short business meeting and a Question & Answer session are followed by the programs devoted to the Mac and the Apple II computers. In July we had a great crab feast at our annual get together meeting. More than 30 people attended. We thank Dick and Arlene MacLean for their elaborate planning and execution of this most successful event, and thanks to Kay Cave for hosting.

Our August meeting welcomed several new members. Mac Programs chairman, Lloyd Olson, demonstrated the latest in System 7, and Gary Hayman, the WAPIIGS, *AppleWorks* and *UltraMacros*

PUBLICATION PRODUCTION • GRAPHIC DESIGN • PRINTING • TEMPORARY PERSONNEL



**Our
job
is
to
give
you
the
freedom
to
create.**

Creativity thrives on freedom.
Freedom to express your best ideas.
Freedom from the pressure of tight budgets and even tighter deadlines.

BOSS Services will give you that freedom.

For everything from page layout to graphic design, full mechanical production and printing, count on our combination of experienced production personnel and the latest computer technology.

Whether we work at our location or send you an experienced publications or graphics temporary, we'll deliver beautiful results—on time and within budget.

BOSS Services. We help your creative vision break free.

BOSS Publication
PRODUCTION
SERVICES
MACTEMPS

Publication & Graphic Solutions

301 948-2175

9059 Gaither Road, Gaithersburg, MD 20877

π SIG's and Slices

SIG Chairman, presented an introduction to *UltraMacros 3.1*. An *Apple-Works 3.0* tutorial was given by Mrs. Grace Gallager, WAP volunteer and *Apple-Works* instructor for Virginia teachers. The *AppleWorks* tutorials were held in the Severna Park Library as follows: Word Processor, 15 August; Database, 22 August; and Spreadsheet, 29 August. Thanks to Grace for the time and effort spent with us. We hope to continue with more tutorials for our growing Slice.

Our September 12 meeting (changed back from Sept. 19) presented *Mac Excel* and *Apple II Desktop Publishing*. October 10 will feature *FileMaker Pro* for the Mac program and *New Developments in Desktop Publishing and AppleWorks* for the Apple II program. Our November 14 meeting will demonstrate the newest

hardware in the new Macs and Apple II's. Our December 12 program will be a Holiday Fun and Music get-together at Kay Cave's home. A drawing is held at each meeting for the Disk of the Month giveaway.

Annapolis Slice Future Business Meetings: October is when we ask for nominations for new officers. Voting follows in November or December. New officers take over in January. Now is the time to think about who you would like to see on the Annapolis Slice Board of Directors. If you would like to join us, please contact anyone on the Board. Membership information for AAS is available from Phil Scheel or our answering machine phone (410) 761-4260. Our Electronic Bulletin Board, CRABBS BBS, phone number is (410) 553-6929.

IIGS SIG

by Paul Tarantino

The centerpiece for our meeting in McLean was David and Jean Jernigan's brand new second-hand Apple IIGS which they had acquired as a June Garage Sale Special and then equipped with a RAMFast SCSI card, a 52 MB TMS hard drive, and a fresh copy of *ProSel-16*. (Should I mention that the Jernigans' other computer is an Apple III? Do they have a weakness for orphaned and virtually orphaned machines? Does this scenario sound like the bad joke about the guy who traded in his Studebaker for an Edsel? (Please don't flame me for that last one; I'm a GS guy, too!))

Jean has some IIGS experience from her classroom work as a teacher, but it was limited to running 8-bit software from floppies (sadly, the usual mode in which Apple IIGS's are under employed in our schools). So the world of System 6, aftermarket hard drives, and RAMFast was brand new to her. Those of us who have grown up with the IIGS have absorbed a lot of new information gradually, but she and Dave were suddenly overwhelmed with the complexities of setting up a hard drive and a RAMFast SCSI card, and installing System 6 and *ProSel-16* all at once.

Neil Laubenthal (our hero) came to the rescue. In response to frantic cries for help, Neil spent a good chunk of time helping the Jernigans set up their system. The process was not entirely free of pitfalls, so it was decided that the troubleshooting and hands-on help session should continue at our meeting, where more great minds could contribute, and all of us could learn a few things.

The number of problems we had to troubleshoot increased by one when the system was fired up and we found a big black line across the top of their Apple RGB monitor (it hadn't been there before). Cycling power, checking

Washington Apple pi Ad 5/30/92 12:19 PM Page 1

FINAL OUTPUT

Ultimately your desktop publishing files are output for a printed project. Printers need to deal with trapping, screen ruling, dot gain and other technical items every day. A printer understands what is needed from your files to effectively produce your printed product. So then, why send your files to a computer expert, when you can send them to 8th Street Graphics, a service bureau operated by **printing professionals** with 42 years of experience.

 **8th Street Graphics**

202-269-3000 202-526-1385 - Fax
3407 8th Street, NE • Washington, DC 20017

Mastercard and VISA accepted. Open account available upon credit approval.

all connections, fiddling with software (not in that order) convinced us that this was a monitor hardware problem. Possibly the problem was brought on by some inadvertent jostling of the box during the road trip to the meeting and hopefully just a magnet or some other component was knocked out of alignment. It was agreed that this bug was beyond the scope of our troubleshooting session. But, hopefully, a friendly neighborhood TV repair person could fix at a much lower cost than an Apple dealer would charge in their computer repair shop. The screen problem didn't cause too much loss of desktop display, so Neil pressed on.

There was some discussion of the frequent random crashes the machine was experiencing under System 6. The first remedy proposed was the addition of extra RAM. Their system came with 1.75 megabytes, which is marginal at best for System 6. At least two megabytes is needed, with up to four preferred for smooth sailing. Another Handy Hint, useful for diagnostic purposes if some rogue Desk Accessory or Extension is causing a conflict, is to hold down the shift key during boot-up, which prevents DA's and INIT's from loading. If crash problems cease with this configuration running, one of those DA's or INIT's could be at fault. Another means of reducing memory-limit induced crashes, if using *ProSel-16* as a program launcher, is to add "=1" to the end of each prefix when editing *ProSel* menu items. This will tell *ProSel* to purge memory when it quits out of a program and returns to the launcher. Other suffixes, like =2, =3 etc., will do other useful things. This information, like so much else about *ProSel*, is deeply buried within an obscure corner of the *ProSel* documents.

Another problem the Jernigans were experiencing was an annoying and time consuming polling of their empty 5.25-inch disk drives when running the Finder or other 16-bit software. There are several ways of eliminating this problem. The first is to find the 5.25" disk driver (in the Drivers directory in the System folder), select the icon and Get Info from the pull-down menu (or press Command-I), then check the Inactive box in the Info window. When the GS is re-booted, the System software will not know a 5.25" drive is attached, but 8-bit programs like

CopyII+ and classic *AppleWorks*, which don't use these drivers, will still be able to read and write to 5.25" disks. A *ProSel-16* Utilities selection [use Tab to see the second screen] will also disable 5.25" drivers. Or a *ProSel* parameters menu item will allow you to tell the system not to load the 5.25" driver on boot-up. Another alternative will prevent access by any program on your 5.25" drive when daisy-chained to the back of a 3.5" drive on the Smartport. Simply go into the Slots CDA Control Panel and select "your card" for slot six, and reboot. And if the drive is connected to a DiskII controller card in slot six, select "Smartport" in the control panel. This will prevent access to the drive until the control panel settings are changed back, either by reversing the process described above or by using something like the ShareWare SWCP program to include Control Panel setting changes with the launch of a specific program or routine from *ProSel*.

Another problem on the Jernigans' system was the absence of *ProSel* help screens. Neil had copied most of the System and *ProSel* configuration onto their new hard drive directly from his system, so their new *ProSel* was looking for help in the wrong place. Actually, Neil had installed *ProSel* on their disk without changing any pathnames in the *ProSel* parameters, so the program was looking for help files in directories which didn't exist on their drive. It was easy to go into the "change *ProSel* parameters" sequence of menus and reset Prefix 7 to the correct pathname for the help files. Neil noted that *ProSel* help files are just text files. You can add your own Handy Hints to this collection, either by modifying the existing files or adding new ones. Another Handy Hint worth repeating, and now displayed prominently on the most recent release of *ProSel-16*'s Change Parameters seemingly never ending multi-page menu, is that Command-Escape will back up through that menu, one page at a time.

Getting away from *ProSel* for a while, Gary Hayman had a Handy Hint for RAMFast owners whose systems hang up during the RAMFast boot-up process. He discovered that the heating and cooling of the card's circuitry occasionally causes one or more socketed chips to work its way loose from the socket! If you

suspect that this may have happened to you, turn off CPU power, open the box, ground yourself to the power supply, remove the RAMFast card and place it on a flat surface, then gently press all socketed chips down into their sockets. You may hear or feel one click into place. Reinstall and try it out.

By way of Official Announcements from the SIG chairman, Gary noted that *HyperStudio* users would benefit greatly from a no-cost *HyperStudio* tutorial to be conducted by Frank Harris sometime in the next month or so. Watch the TCS and the Journal for announcements. Gary also reminded us of the continuing need for volunteer SIG members to bring computers to the meetings and to provide topics for discussion. His solicitations yielded several offers of hardware and presentations, but we can use some more. How about you?

Columbia Apple Slice

by Lawrence Charters,
Editor, Mac

After a couple of months off for the summer, the Macintosh portion of Columbia Apple Slice got the fall season off to a roaring start with a review of MacWorld. Offering very different accounts of the show were Co-Vice Presidents Ellen Baniszewski and Tim Helsing, and Mac Editor Lawrence Charters, along with WAP Vice President-Mac Bob Shaffer. There was also a detailed discussion of the expansion project underway for the TCS (WAP computer bulletin board), and of the Pi's special \$20 modem offer.

The combination of the TCS expansion project and the modem offer were both presented as major benefits for Columbia Slice. For those who don't attend the General Meetings and don't go to any of the Pi classes or workshops, the TCS offers high-level access to the top movers and shakers in the Pi and the expertise of the several hundred people who call up every day. Through the planned expansion to a much faster bulletin board system, with almost infinite storage and growth potential, members of Columbia Slice can get a huge range of products and services—without ever leaving home.

Π SIG's and Slices

The Pi's modem offer, coincidentally, should be a spur for those unsure of the benefits of telecommunications. As the century comes to a close, computer owners without modems will find themselves struggling to get the most out of their machines—without benefit of the help and aid offered through various electronic services. For \$20, members can essentially use a “free” modem to explore this vast world without risk to their bank accounts. The Slice will offer these modems for sale at future meetings, provided there are any left.

With four different people talking about their experiences at MacWorld Boston 1992, it almost sounded like four different computer shows. There were some obvious trends:

- a huge number of software packages require a CD-ROM drive. Once an under-utilized luxury, CD-ROM's are now the medium of choice for publishing massive databases, complex games, or fonts, sound and graphics packages;
- everything was pushed as “multimedia,” from word processors and databases to the more obvious graphics and sound packages;
- System 6 is dead. All the machines at the show, from Mac Pluses on up to Quadras and the brand-new PowerBook 145 (introduced at the show) were running System 7.
- *QuickTime* is a hit. Aside from playing movies, *QuickTime* has built-in compression technology that is rapidly revolutionizing the Macintosh graphics world. If a graphics package doesn't offer support for *QuickTime*, it is probably doomed.
- MacWorld Boston is a radically different computer show from MacWorld San Francisco. The San Francisco show features more casual dress and speech, and people seem far more interested in enjoying themselves and having fun—even as they do their job. The Boston show, by comparison, has far more “suits” who, if they smile and laugh at all, only do so because it is good for their image. San Francisco also seems a better location for getting technical information; most of those staffing booths in Boston were better versed in marketing than technical details. (The WAP booth at MacWorld soon developed a reputation as one of the few places where you could get good technical information.) While I can't prove it, the San Francisco show also seems to attract significantly more women attendees than Boston.
- PowerBooks are a hit. In fact, they are probably the most significant “hit” since the Mac II was introduced. *Everyone* made a point of saying their product—be it an accounting package, or a drawing program, or a communi-

cations program, or a disk drive, or an arc welder—was compatible with the PowerBook. A huge number of booths had PowerBooks set up for demos, and some booths were equipped with nothing but PowerBooks. If this wasn't enough, vast hordes of showgoers had PowerBooks. By comparison, I don't recall ever seeing an MS-DOS laptop being carried by an attendee at a PC show.

Everyone attending the Slice meeting got a free copy of the MacWorld program book, complete with all the ads and the invaluable vendor address and phone lists. Free copies of the premier issue of *Mac Home Journal* were also distributed to everyone.

October's topic will be the care and feeding of hard disks. Depending on time, we will cover: hard disk drive formatting utilities (SilverLining, Hard Disk Toolkit, Drive7), disk recovery utilities (Norton Utilities, MacTools Deluxe, SUM II, 911), and routine backup and maintenance techniques, tips and tricks. While there will be demos of all this, most of the time will probably be spent answering questions from the floor.

Nominations for Slice offices will also be accepted in October for the offices of Slice President, Vice President-Mac and Vice President-Apple II, Editor-Mac and Editor-Apple II, and Treasurer. Elections will be held at the November meeting, two days after the national elections.

PROMPT & RELIABLE REPAIR

- Mac Plus / 512 Power Supply \$ **99**
- Apple 13" Hi-Res RGB Color Monitor - Flat Rate* \$ **109**
- Laser Printers / Upgrades - Low, Low Rates Call

Note: We offer special discounts for W. Apple Pi members

W.A.Pi mem. card must be presented for special rates. *excludes crt & flyback.

FC BUSINESS SYSTEMS



10565 Lee Hwy., Fairfax, Va 22030 • (703) 385-2758 • Open Saturdays

Macintosh Tutorials and Seminars for October

by Keith Malkin

When the foliage starts to color itself in shades of gold, amber, and scarlet, the Macintosh is in season. So why not take in one of the many offerings from our own educational harvest this October? We are scheduling classes on the Pi TCS, Basic Telecommunications, and Macintosh System 7 as we go to press; so please call the WAP office to check the latest class schedule: (301) 654-8060.

Fees for most class sessions are twenty-five (\$25) dollars for members and thirty-five (\$35) dollars for non-members. Special Interest Groups and Slices of the Pi may have different fees—check with the SIG/Slice chair or seminar coordinator. We advise you to register well in advance for classes by sending in the registration form (at the end of this feature in any issue of the Pi Journal) and required fee or phoning your registration into the office with a credit card. If you must cancel your registration, please do so two (2) business days before the class. Otherwise we cannot refund your money.

Occasionally the class schedule changes for a variety of reasons. Verify your registration and the class schedule with the WAP office to avoid the inconvenience associated with cancellations, etc. Call the office at least one business day before the class date to confirm that your class will be held as scheduled. We sincerely regret any inconveniences that may arise from scheduling changes.

Volunteers and Instructors

Call or write me with your questions, requests, or suggestions (about the Pi Training Program or a particular class). I'm Keith Malkin and I can be reached at (703) 503-8591, 9505 Draycott Court, Burke, VA 22015-3253.

You can't have training without teachers. If you have expertise in any subject useful to Mac or Apple users, please consider teaching. Instructors have an opportunity to work with students in small groups and informal settings. The teaching process is truly rewarding. Besides the spiritual and intellectual, rewards also include compensation; you will be paid. We especially need someone who can offer training in *HyperCard*. Call me if there is a subject that you are qualified to teach.

I am very pleased with the response to our requests for volunteers. We have a very bright and enthusiastic group of volunteers working to bring you the best possible classes and programs. (Thanks to Antonio Abreu, Jim Draper, Craig Eastman, John Ellis, Ed Fredericks, Charles Mokatoft, and Jonathan Sullivan for contributing so much to the Pi Training Program; and thanks to our President, Lorin Evans, and Beth Medlin, our irreplaceable and unstoppable Office Manager, for their continuing contributions in everything that happens in this user group.) We encourage and welcome additional support for the training program. Graphic designers, desktop publishers, and illustrators—we could use your help

in promoting our program with brochures and fliers.

Apple IIGS Tutorials

The Apple IIGS Introductory Tutorials are a three-part series designed for Apple IIGS novices. Classes will meet on the second, third, and fourth Tuesday evenings in October at the WAP office from 7-10 pm.

Introduction to the Apple IIGS, Part I (Course # GS101092)

Materials Required: Access to an Apple IIGS outside the classroom.

Course Date: Tuesday, October 13, 7-10 pm.

Introduction to the Apple IIGS, Part II (Course # GS201092)

Materials Required: Access to an Apple IIGS outside the classroom.

Course Date: Tuesday, October 20, 7-10 pm.

Introduction to the Apple IIGS, Part III (Course # GS301092)

Materials Required: Access to an Apple IIGS outside the classroom.

Course Date: Tuesday, October 27, 7-10 pm.

Macintosh Tutorials

The Macintosh Introductory tutorials are a three-part introductory series designed for beginning users or those desiring to brush up their skills. The primary focus of these courses will be on the System, Desktop, Icons, Windows, and basic concepts in System 7, but System 6 hangers-on are welcome and encouraged



to participate. Their issues and concerns will be addressed. Please try to take all three parts; this is the most beneficial arrangement.

Introduction to the Macintosh, Part I (Course # M101092) You should go through the Guided Tour disk that comes with your computer or system upgrade kit before you come to class. You'll learn: how to safely turn your Macintosh on and off; what the basic dos and don'ts are; how to understand common Macintosh terminology found in manuals and other documentation; and how the basic components of your Macintosh system, hardware and software, work. You'll also learn why the Macintosh user interface is consistent across all applications, and how this makes learning and using software easier.

Materials Required: Your Macintosh, hard disk drive, startup disk, and an unformatted DSDD 800k disk.

Course Date: Monday, October 12, 7-10 pm.

Introduction to the Macintosh, Part II (Course # M201092) Part II will continue the exploration of the basic components of your Macintosh system, hardware and software. You'll learn more of the dos and don'ts; the finer points of the Menu Bar, Error Messages, Dialog Boxes, Icons, Folders, Keyboard Shortcuts, Scrapbook, and Clipboard will be discussed. You'll learn the basics of installing software, as well as about the Chooser, peripheral devices, and how they are connected to the Macintosh.

Materials Required: Your Macintosh, hard disk drive, startup disk, and an unformatted DSDD 800k disk.

Course Date: Monday, October 19, 7-10 pm.

Introduction to the Macintosh, Part III (Course # M301092) Part III will follow up the concepts in Parts I and II. You will learn more

advanced Macintosh skills and terminology; about the system software and using, installing, and updating system files; about managing memory, hard disk space, fonts, sounds, and other resources, the Apple menu, aliases, launching applications, inter-application communications (Publish and Subscribe), and Balloon Help. You'll also learn about how to buy hardware and software, how to upgrade, and what kinds of software are available for your Macintosh.

Materials Required: Your Macintosh, hard disk drive, startup disk, and an unformatted DSDD 800k disk.

Course Date: Monday, October 26, 7-10 pm.

Maintaining Your Macintosh (Course # OS3011092) How to maintain and troubleshoot your Mac. Topics will include: organizing and managing your hard disk; backing up and back-up strategies, archiving, disk formatting, defragmentation and optimization; managing start-up resources (including System 7 extensions or System 6 INIT's); avoiding conflicts and incompatibilities; virus protection; memory management; upgrading or replacing the operating system; system enhancements; customizing software installation; cleaning your mouse; and Macintosh "housekeeping" philosophies.

Course Date: Wednesday, October 28, 7-10 pm.

Introduction to the Macintosh, Part IV: Questions and Answers (Course # M401092) You asked for it; so just for you, we've added a new course! For students who have completed Parts I, II, and III, John Ellis, our lead instructor (and Mac expert) will follow up with a dynamic question and answer session especially designed for you. You can come in and ask questions on any issues related to Mac hardware and software. Now that you've started using your

Macintosh and know the basics, you probably have a few nagging questions, problems, or issues that have come up. Perhaps a new Mac subject has sparked your interest. Here is your chance to get some answers! Register and come in with all of your questions.

Materials Required: Paper to take notes with, and a pen or pencil—this class will be very lively and very informative!

Course Date: Thursday, October 29, 7-10 pm.

Instructor: John Ellis

Other Educational Opportunities

I've listed some training resources to supplement our class schedule. The Pi is not endorsing the listed resources. Call or write me on your training experiences outside the Pi. I am very interested in documenting courses at local schools, colleges, universities, Adult and Continuing Education programs, at the Smithsonian, and any other Macintosh or Apple II training. Any information would be very helpful in this regard.

- Personal Training Systems (828 S. Bascom Avenue, Suite 100, San José, CA 95128): 1-(800)-TEACH-99. Personal Training Systems offers a comprehensive set of 90-minute tutorial modules which consist of an audio-cassette and computer disk. Most sets have four or more modules ranging from beginning to more advanced topics. At mail order prices of \$60 or less per module (\$99.95 list), these packages are relatively cheaper than other such training materials. Check them out.
- Northern Virginia Community College, Alexandria Campus (3001 North Beauregard Street, Alexandria, VA 22311): 703-845-6301.

- Loudoun Campus (1000 Harry Flood Byrd Highway, Sterling, VA 20164): 703-450-2571.

Continuing education classes in Macintosh computing. Associate Degree in Applied Science programs in Communication Design and Computer-aided Graphic Design at the above campuses. The primary Macintosh classes are Computer Graphics I and II. Advanced projects and seminars are required for degree students.

- AFI-Apple Computer Center for Film and Videomakers, Los Angeles, CA: 213-856-7664 or 1-800-999-4AFI. Courses in film, video, and multimedia—most involve Macintosh computing. Courses primarily at the Los Angeles campus.
- Avid Education Services: 617-221-6789. The Avid Media Composer is the premiere off-line editing system in video and

film (cine as the insiders call it). It is Macintosh-based. If you are interested in video or film editing or production, learning the Avid system is a good idea. Courses around the country.

- The Corcoran School of Arts: 202-628-9484. Courses in Macintosh color computing, design, illustration, art, and electronic pre-press. Courses held in Georgetown.
- The Eastman Kodak Center for Creative Imaging, Camden, Maine: 1-800-428-7400. State-of-the-art, Macintosh-based imaging, digital photography, and electronic pre-press. Courses on beautiful Maine campus in a building Kodak calls the Atelier.
- The Sony Video Institute (The Sony Institute of Applied Video Technology, 2021 North Western Avenue, PO Box 29906, Hollywood, CA 90029): 213-462-

1987, then #*. Film, video, and multimedia courses—many involving the Macintosh. Courses in Hollywood and around the country.

- Dynamic Graphics Educational Foundation: 1-800-255-8800. The “Step-by-Step Graphics” people offer courses on Mac-based graphic design, electronic publishing, color pre-press, etc. at a Peoria campus, at DC area hotels, and other locations around the country. Prices range from approximately \$200-800.
- Diversified Technographics (formerly Don Thompson Laser Service) Seminars: 1-800-457-5776. Seminars in laser printer repair that are taught at various locations in the area and around the country. Maximum class size is 12 persons. 23072 Lake Center Drive, Suite 100; Lake Forest, CA 92630. 1-800-457-5776.

Washington Apple Pi Tutorial Registration Form

Washington Apple Pi
7910 Woodmont Ave., Su. 910
Bethesda, Maryland 20814
301-654-8060

Basic Information

Name _____
 Address _____
 City/Zip/State _____
 Phone (day) _____ (evening) _____
 Member Number _____ Non-member _____
 Number of Classes _____ x Class Fee \$ _____ = Total Fee \$ _____
 Check/Money Order _____ Credit Card _____ Card Number _____
 Card Expiration _____ Signature _____
 Can you bring your own computer to the class? Yes No

Course Numbers

Please fill in the course number of the class(es) that you wish to attend.

Class #1 _____

Class #2 _____

Class #3 _____

Class #4 _____

Class #5 _____

Class #6 _____

WAP Form #CL006 (mod. 7/90). Mail registration and payment to the above address.



OPEN LETTER TO PI MEMBERS

Dear Pi Member,

One of the best benefits of belonging to Washington Apple Pi is that, for a small additional fee, you can get a password to use the TCS, WAP's 24-hour-a-day TeleCommunications System. We are very proud of the TCS, which is unique among electronic bulletin board systems in the number of simultaneous callers it supports and the depth and range of service it offers.

The TCS offers the latest and most popular Apple II and Macintosh public domain, freeware and shareware software. From virus protection programs to games, from high-quality PostScript and TrueType fonts to funny beep sounds, from useful utility programs to the latest System software from Apple (which the TCS is specially licensed to bring to you); you choose whatever you want, whenever you want it, from over a thousand selections.

The TCS also allows you to post messages for others to read. No technical question is too easy or too difficult for the many experts who use the TCS daily. If you want opinions or information on anything from software to ethnic restaurants, the answer is a phone call away. If you want to discuss WAP or world affairs, Claris products or current movies, they're all on the TCS.

And all of this costs only \$9 per year. Period.

If you've ever thought about exploring telecomputing, the TCS is a great way to begin. By joining now, you will also see us unfold the biggest improvements to the TCS in the last six years. Your support now is very important to us, too.

To use the TCS, from home or from the office, you need a small device called a modem. If you don't already have one, we want to help. For \$25 you may buy a 1200 baud Hayes brand modem, a cable to fit your Macintosh or Apple, and all the necessary software to use the TCS. (The modem can also be used with other on-line services, as well.) This special offer is only good while supplies last - place your order now! Use the order form included with this special notice.

If you need help getting started, the Pi offers tutorials on the TCS at the WAP office. Hotline volunteers also answer questions concerning the TCS.

We hope to see you on the TCS, WAP's 24-hour General Meeting!

Sincerely,

The WAP TeleCommunications Committee



TeleCom Starter Kit

Includes:

- 1200 Baud Hayes Brand Modem ● Cables ● Telecom Software
- Mac, Apple or I*M Adaptor ● Instructions ● TCS Password

All this for as low as \$34!



Perfect package for the beginner! Great for students! Buy a modem and join the TCS!

SPECIAL OFFER!

Check the appropriate box and mail to the WAP Office, or call in credit card information.

- | | | |
|--|---|---|
| <input type="checkbox"/> \$20— Modem & Cables only | <input type="checkbox"/> \$34— Modem & Cables, Apple or Mac Software, Instructions, TCS Password | <input type="checkbox"/> \$55— Modem & Cables, Apple or Mac Software, Instructions, TCS Password, 1-Year WAP Membership |
| <input type="checkbox"/> \$25— Modem & Cables, Apple or Mac Software, Instructions | <input type="checkbox"/> \$49— Modem & Cables, Apple or Mac Software, Instructions, 1-Year WAP Membership | |

\$5—Shipping & Handling (*not applicable if picked up at WAP Office*)

Method of Payment:

- Check Visa Mastercard

Card # _____ Expiration Date _____

Name (*printed*) _____

Signature (*required*) _____ Date _____

Washington Apple Pi • 7910 Woodmont Ave. • Suite 910 • Bethesda, MD 20814 • (301) 654-8060

Artists on exhibit

by Ann Aiken

This column will look at the art and artists of Washington Apple Pi and the techniques and tools used to create the art.

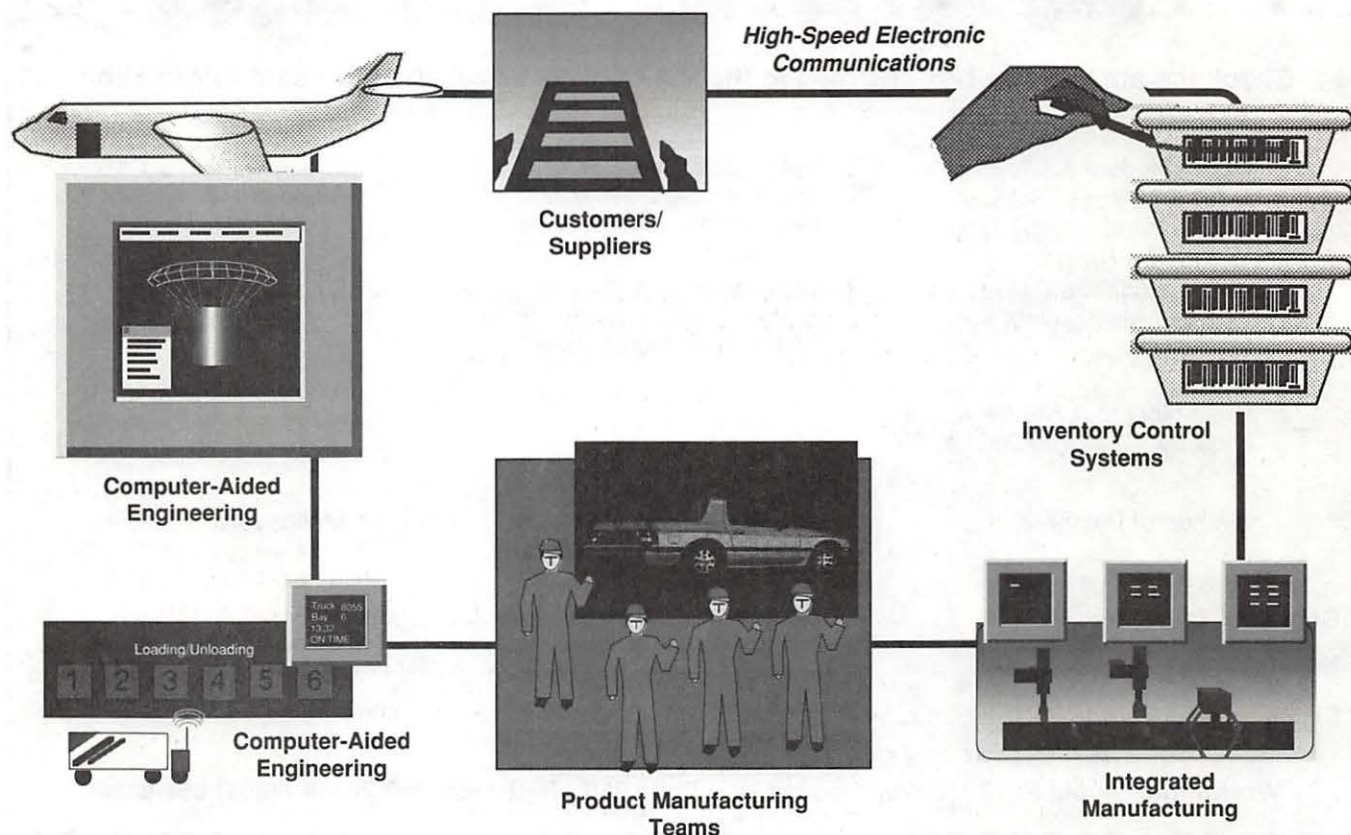
Artist Info: Our guest artist this month is Rebecca Firestone. She is a graphic artist, presentation specialist, and technical writer for Kenan Systems in Washington, DC. She studied at Oberlin College in Ohio and is originally from New Jersey.

Tools: Mac IIfx, Adobe *Illustrator*, *PageMaker*, *Photoshop*, Aldus *Persuasion*, *MacDrawPro*, and a Wacom Tablet

Techniques: "The *World-Wide Industry Initiatives* chart was originally created in *Persuasion 2.1*, using graphics created mainly in *MacDraw Pro* and pasted in using the Clipboard. The final output was a color 35mm slide. In *MacDraw*, I made extensive use of the Blend fills.

I edited those fills to change the colors and direction of the shading and then applied them to each object. I also used the Duplicate feature which lets you line up objects precisely and then do multiple copies that all line up in neat rows. Also important are the abilities to turn Snap-to-Grid on and off and to use the arrow keys to move objects around in small increments. Using the Reshape command, you can se-

World-Wide Industry Initiatives



lect one or more anchor points on polygons and move them around as in Illustrator. The Move forward or back, and Move to front or back commands helped to layer the objects in the right order.

“Computer-Aided Engineering: In MacDraw Pro. Most irregular shapes were done with the Polygon Tool and filled with custom blends. The idea was to show the seamless, intuitive integration of computer-aided design with the engineering and actual manufacture of the final product. The object on the computer screen is meant to suggest the use of an engineering application using wireframe diagrams, mathematics, and advanced 3-D rendering and visualization. Wireframe is unfilled polygons with the Pens set to a light color, grouped and placed in front of a black screen. Computer monitor is a rectangle with a solid grey fill (actually a custom beige created by editing the color palette in *MacDraw*).

“Inventory Control Systems: Used Polygon tool to draw first the hand, then the thumb separately. The hand-held pen was a rectangle subsequently rotated and placed in-between hand and thumb. I then edited the blend fill to match the angle. Next I drew the first box as a polygon with a rounded rectangle at the top (edited “Round Corners” to make smaller corners). The bar code label was a series of duplicated lines.

“Integrated Manufacturing: Meant to show boring assembly-line tasks taken over by computers. Most of the robots are a series of polygons. I set the pen to none and used colored fills.



“Product Manufacturing Teams: The car was an 8-bit PICT scan that I pulled into Photoshop and changed some colors on, saved as an EPS file, and imported into Persuasion.

“My Eye was done in Photoshop using the grey scale mode. First I selected the paintbrush tool, and using a Wacom pressure sensitive tablet, I sketched it in. The image size was quite small (about one inch square; 72 pixels per inch) and saved as a TIFF file. Then I placed it in PageMaker and greatly enlarged it so that all the pixels showed. To get it to print lighter, I simply changed the color of the graphic to green. This


enabled me to overprint type.”

To submit art by mail, send a copy on disk and a hard copy to:

Ann Aiken
9212 Cedarcrest Drive
Bethesda, MD 20814

To submit art by modem to the TCS, dial (301) 986-8085. At the Main Menu select (F) for File Transfer Area. Then choose area 24 for Journal Submissions, and upload.

How to use the TCS Editor



by The Crew

The Editor is used by the TCS for various purposes, the most familiar of which will be for entering messages in the Bulletin Board System. Functions of the Editor fall into two categories: those functions which are used to enter text and those which are used to change existing text.

Entering Text

On entering the Editor for the first time, you will be prompted to "Enter text, press Return on a blank line when done." Entering text is basically like typing on a modern electronic typewriter: you can back up and retype anything on the current line, but you can't go back and change something on a previous line. When you reach the end of one line, it "wraps" the last word around to the beginning of the next line. When you have typed all that you wish to type, press Return on a blank line. This signals that you have finished typing, so if you want to insert a blank line into your text you have to fool the computer by pressing the space bar before you press Return.

In addition to providing Delete or Backspace to correct misspellings on the current line, the Editor has some convenient editing controls. Press Control-X to erase everything on the current line all the way to the left, and press Control-W to erase the previous word, one word at a time.

Some people prefer to compose text offline, using their favorite word

processor and familiar techniques. Some special consideration and an extra step is required to transfer that text to the TCS's Editor, so it's up to you to decide if this technique is for you. If you choose to follow this route, remember the following: each line can be no longer than 78 characters, after which a carriage return must be placed for each. Use a fixed-width font so that you can be sure how wide the text is, and avoid "special" characters such as curled quotes, dashes, bullets and foreign characters. Consult the documentation for your terminal software on how to perform an "ASCII text upload" or text send.

Editing Text

The Editor has only one menu of commands. When you press Return on a blank line you exit to what is known as the Editor Prompt. From this prompt there are several basic editing functions available to you, as well as the commands to save or discard your text. Press A to Add more text at the end if you are not finished entering text.

Many commands require "line numbers," the number each line is assigned sequentially in the body of text. The Insert command, for example, differs from the Add command in that it requires a line number to tell it where in the text you want to insert. If you need to know the number of a line containing a certain word, press F for Find and enter some text which appears in

that line. You can also toggle "Line Numbering" on and off which displays each line number during text entry. Press N for Numbering.

To retype a line a different way, press E for Edit, and provide the line's number. You will be prompted with the old contents of the line. Press Return to accept the text or retype it as you see fit.

To do a find and replace, press X for Exchange Text and supply a line number. Then type the portion of text you wish to be removed, and follow it with the portion of text you wish to be left in its place. To do this throughout the entire document, press G for Global Replace, and enter the old and new text the same way. Press C to Clear all contents of the editor if you wish to start over (you will be prompted for a Y or N, so that this doesn't happen by accident.)

Press L to List the entire contents of the editor at any time. Press S to Save that text if you are satisfied with its contents, or Q to Quit if you change your mind about entering this text.

All of these commands can also be performed while entering text by placing a special code on a line by itself. Called "dot commands," these special codes correspond to commands at the prompt, preceded by a period. For example, a dot command can be used as a shortcut to saving the text by entering a period and the letter "s" on an empty line and pressing Return.



Consumer News

Washington Apple Pi is a computer user group and not a consumer affairs agency. Nevertheless, every once in a while situations arise which merit attention from the group. Such a case took place in July and August concerning MacWarehouse, a mail-order hardware and software supplier.

Rather than rely strictly on phone-in orders generated by their magazine advertisements and catalogs, MacWarehouse has started a direct-mail program, called MacShopper, sending out letters offering special deals on various software packages. One letter, dated June 24, 1992, written on Delta-Point stationery (but with a MacWarehouse address and phone numbers), offered a special \$95 price for *DeltaGraph Professional 2.0* and a *DeltaGraph* T-shirt, plus \$5.50 for overnight delivery. The offer included a pre-paid MacWarehouse return envelope, but also a MacWarehouse 800 number for placing orders.

Pi member John Swartz called the 800 number and told them he'd like to take advantage of the *DeltaGraph* offer. After a short discussion on the other end, he was told that "no, that is wrong," and was disconnected. Surprised, he called back a couple more times,

and was told, again, that he was "wrong." Finally, after insisting on talking to a supervisor, he was told, "Well, we canceled that offer. It isn't valid anymore," and was again disconnected.

John mentioned this to me a few days later, and I asked to see the material mailed out by MacWarehouse. The letter clearly stated the offer was good until August 30, 1992, and also contained a wealth of other guarantees and assurances. I then wrote to MacWarehouse, reviewed John's experiences in trying to purchase *DeltaGraph*, and made two requests:

- contact Mr. Swartz by phone and, if necessary, by mail and make good on the offer; and
- please send a response to this letter to Washington Apple Pi for possible inclusion in our magazine.

Roughly a week later, John was contacted by a representative for MacWarehouse, who apologized for the "misunderstanding" and said the package would be shipped immediately via overnight delivery service. The representative called again a few minutes later, said it was too late for overnight delivery and promised the package the fol-

by Lawrence I. Charters, Vice President, Community Affairs

lowing weekday.

Thinking the problem resolved, John stayed home during the promised day of delivery to sign for the package. But no package arrived. When he called to ask about the delay, he was told (to the sound of laughter in the background):

"What's the problem? Were you planning to wear the T-shirt to a barbecue over the weekend?"

Eventually the package was delivered, and at the advertised price.

While not displaying the same degree of rudeness and insensitivity, there have been a number of recent messages posted on the Pi's bulletin board, on GENie, and other user group boards commenting on problems with deliveries from MacWarehouse. None of the messages mention refusal to honor published offers and prices; they seem to deal mostly with incorrect shipments or delayed delivery.

MacWarehouse did not comply with my request to send something for inclusion in the Journal, but a representative did send John a letter that said, in part, "Please accept my sincere apologies for the difficulties you encountered when you tried previously to place this order and be assured that the service you received was not how we normally do business."



Notes on the Mac: New DeskTop Macs Announced!

by Paul Schlosser

There's lots of news this month—especially concerning new models from Apple. Three new desktop models will be announced this fall, and will be sold through mass-market retail channels (like Sears and the Price Club.) This move follows Apple's policy to gain market share through lower prices and new, innovative marketing strategies. First is the entry level "Performa 200," based on the popular Classic II. Next is the "Performa 400," which will closely resemble the Mac LCII. Top of the new line is the "Performa 600," based on the IIsi. There will also be a "Performa 600 CD" model, equipped with the new Sony dual-speed CD-ROM drive. (The new Sony CD-ROM drive is twice as fast at transferring data as the older drive.) The Performa line features a 68030 processor, but it's not clear if they'll have the usual NuBus and processor-direct slots. Each Performa model will come standard with 4 MB of RAM, an 80 MB hard drive, and retail for between \$1,000 and \$3,000.

The big surprise is that the Performa series will be delivered with the latest version of System 7, the new "At Ease" Finder replacement and an integrated application (such as ClarisWorks) burned into the computers read-only memory (ROM.) At Ease is the new Finder replacement from Apple and is designed for children and novice users. At Ease simplifies many Finder operations while protecting the system from unwanted

modifications. At Ease will be bundled with new computers and sold commercially (for \$59) to other interested consumers.

Along more traditional lines, Apple is set to announce the Mac IIvi and IIvx. Both models will also be available in CD-ROM equipped versions, and be sold through traditional Apple dealer outlets. The IIvi and IIvx feature the 68030 processor, three NuBus slots and a processor-direct slot. The IIvi runs at 16 MHz, while the IIvx will run at 32 MHz and include a 68882 math chip and 32 Kbytes of cache RAM.

The Performa 600 is scheduled for release in mid-September, the IIvi and IIvx in mid-October, while the Performa 200 and 400 are expected to be available in time for the Christmas selling season.

Now PowerBook Models Announced!

There's also lots of news on the PowerBook front this month. As you may know, the PowerBook 100 model is now being sold through the popular Price Club discount outlets at *very* economical prices.

At MacWorld Boston, in August, Apple announced the PowerBook 145 which replaces the older model 140. The PB 145 features a faster 68030 processor (25 MHz.) A new PB 145 feature is the ability to have the computer automatically go into sleep mode whenever the screen is locked shut.

Two new PowerBooks, scheduled to be announced on October 19th, are the model 160 and 180. The 160 has a 25 MHz 68030 processor, backlit supertwist LCD screen (16 levels of gray) and a video-out port that can display eight-bit color on a 13" monitor. The PowerBook 180 uses a 33 MHz 68030 processor, a backlit active matrix screen, and a video-out port to display eight-bit color on external monitors. Both models will be able, as the PB 100 was, to be used as external SCSI devices when connected to a desktop Mac. These new models will be available with 4 MB of RAM, and either an 80 or 120 MB hard drive, and are expected to retail for between \$2,500 and \$3,000.

Also scheduled for an October 19th release are the PowerBook Duo 210 and PowerBook Duo 230. These new models feature a backlit supertwist LCD display (16 levels of gray), 4 MB of RAM, and a 80 MB hard drive. Both new models use a 68030 processor, the 210 at 25 MHz, the 230 at 33 MHz. Two new docking devices will significantly enhance the new Duo models. The "MiniDock" provides the standard Mac ports for the transportable Duo's, and supports eight-bit color on external displays. The "DuoDock" includes two NuBus slots, and additional hard and floppy drive, supports eight-bit color on external monitors, as well as the standard Mac ports. The PB Duo's are actually inserted, and locked down, into the new "Dock" mechanism.



Microsoft Announces Works 3.0

Microsoft has finally announced version 3.0 of their popular *Works* integrated application. *Works* owners have eagerly been waiting for the new update, as they watched Claris and other companies announce new, faster and better integrated applications over the last year. *Works* is one of the five best-selling Macintosh applications of all time.

Version 3.0 supports Apple Events, Balloon Help, TrueType fonts, 32-bit addressing and the Communications Toolbox. New features include a more useful preferences window, a floating tool palette, multi-line headers and footers, automatic date-time-page numbering, support for 256 colors, Microsoft *Mail* compatibility, macros and previewing of stationery documents. *Works* import feature is significantly improved through the use of built-in *MacLink Plus* converters.

- The word processor has a larger, faster spell checker; a new thesaurus; word count and improved formatting and mail merge features.
- The database module now supports up to 16 forms per file, up to 254 individually formatted line fields, and new improved sorting power.
- The spreadsheet section has a new "quick chart" feature to automatically create professional quality charts (which can be easily enhanced via the drawing tools.)
- The draw tools have been enhanced to include tear-off palette options, 3-D effects, object rotation, Bezier curves and vertical and horizontal rulers.
- The communications module supports the Comm Toolbox, automatic sign-on macros, and the ability to track on-line time and expenses.
- The *Works* help feature has been enhanced to include 25 templates for the small business, education or home users, a Getting Started manual, along with a *HyperCard* based tutorial.

Works version 3.0 is scheduled to be available later this fall, with a suggested retail price of \$249. Registered owners may upgrade to version 3.0 for \$79.

New PowerBook Utilities

A new product, Connectix PowerBook Utilities (CPU), is getting rave reviews. CPU, for approximately \$50, helps PowerBook owners conserve battery power and manage security on their computers. Included are utilities to give an accurate indication of power consumption, time remaining, and other information in the menu bar; password protection for sensitive files; allows you to choose menu items and dialog box options from the keyboard; a unique LCD screen saver; a more visible cursor; and a useful "Instant-Wake" feature.

New Color Products From Apple

Apple is readying several new color-capable products for announcement later this year. First is a new 13 inch monitor, for \$600, complete with VGA compatibility (for use with PC's.) Next is a 24-bit color version of the gray-scale OneScanner, along with a new color-compatible version of the Ofoto software application. Finally, there will be an Apple brand color inkjet printer based on the Canon Bubble-Jet engine. This printer will be capable of 360 dots per inch resolution.

Odds 'n Ends

- Aladdin recently announced *StuffIt Deluxe* version 3.01, and *StuffIt Lite* version 3.0.1. The Deluxe version, which retails for \$129, features faster and tighter compression, and adds a "Magic Menu" to the Finder menu bar (for Finder level compression activities). Registered owners of *StuffIt Deluxe* can upgrade for \$25. *StuffIt Lite*, a ShareWare product (\$25), also features faster compression, and better compatibil-

ity with competitors archives.

- Do you own a SuperMac hard drive? DriveSavers, in Novato, CA, has agreed to service the now discontinued line of SuperMac hard drives. They offer parts, service and software updates for SuperMac owners. Contact DriveSavers at 415-883-4232.
- *QuickTime* version 1.5, to be announced in mid-October, will feature a 320 by 240 pixel window (twice as large as the original QT window), compatibility with the new Sound Manager, and a new Text Track (for sub-titles and closed captioning.)
- MicroNet has announced a battery-powered 220 MB hard drive, that comes with a rechargeable battery (and battery status indicators.) The drive is said to run for up to 4 hours on a single charge.
- Apple recently reduced the price of the IIf and IIG laser printers by \$300.
- AutoDoubler 2.0 is scheduled to ship in September. This new version is faster and offers several new features, including a new control panel device that significantly speeds up Finder disk-copy operations.
- *Now Utilities*, version 4.0 will soon be out, and features many new improvements. However, three modules (DeskPicture, AlarmsClock and ScreenLocker) have been removed from the utility, angering many owners of the popular package. The three utilities will be bundled into other Now Software products.
- DayStar recently announced price cuts averaging 30 percent to their line of Macintosh accelerator products.
- Apple is studying the possibility of allowing authorized dealers to begin selling Mac's by mail-order.



The MacNovice: *GreatWorks* vs. *ClarisWorks*

by Ralph J. Begleiter

A few months ago, we reviewed one of several new software packages aimed at MacNovices: *ClarisWorks*, a program of integrated software combining several frequently used capabilities. Now we've had a chance to work with one of its chief competitors, *GreatWorks* by Symantec.

(Another major competitor, Microsoft *Works* 3.0, is now reaching the market. Microsoft's product has been the market leader for several years, but only without serious competition. Now, Microsoft's clunky original *Works* has been dramatically upgraded to do battle with recent entries in the integrated software field, including *ClarisWorks* and *GreatWorks*. Microsoft *Works*' earlier versions are simply not in contention with the more recent products by others. Whether Microsoft's version 3.0 is able to retain Microsoft's market dominance remains to be seen.)

Like *ClarisWorks*, *GreatWorks* is a kind of Macintosh tool chest. But *GreatWorks* has more modules and somewhat more capability than *ClarisWorks*. *GreatWorks* includes:

- Word processing
- Spreadsheet & Chart
- Outlining*
- Database
- Graphics (Paint* & Draw)
- Communications

* These tools not available in *ClarisWorks*.



Creating a New document in *Great Works* requires using this unorthodox but graphic dialog icon, in which you double-click on the type of document (module) that you wish to create.

Unlike *ClarisWorks*, most of these capabilities are *not* available within any document. *GreatWorks* resembles more a package of *related* tools than a single, fully integrated tool like *ClarisWorks*.

In both programs, the weakest module is the Communications tool. That is, it provides the least flexibil-

ity. However both *GreatWorks* and *ClarisWorks* communications modules offer more than enough capability for Macintosh users who simply want to log onto commercial or corporate online services, or who want to exchange computer data with business associates or friends. And these communications modules are much simpler to use than more full-featured stand-alone communications software packages.

Two important tools available in *GreatWorks* are *not* included in *ClarisWorks*. *GreatWorks* provides an Outlining module and a Paint program. If you like using outlines to organize your projects and documents, *GreatWorks*' outliner is a very nice touch. It's reminiscent of early versions of Symantec's renowned outlining program, *MORE*, though it lack's *MORE*'s extensive charting and presentation features. (Actually, it's more like the original

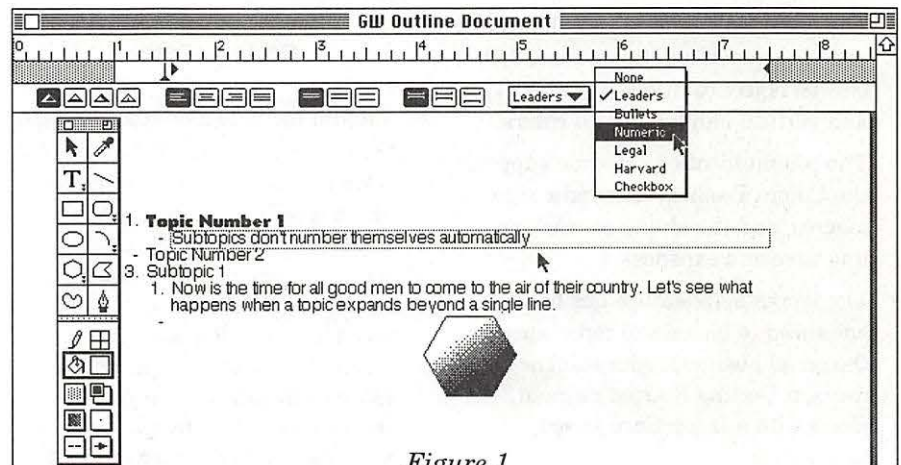


Figure 1



MORE which was called *Think Tank*.) See Figure 1.

The Paint module is similar to MacPaint, and includes a few more advanced features such as Bezier curves and an Air Brush tool. *GreatWorks*' Paint can't replace dedicated painting software, but it's much richer than the Draw-only module in *ClarisWorks*. (The Draw modules of both programs are quite similar.)

In every *GreatWorks* module (except Communications), a floating graphics Tool Palette appears on your screen. (In *ClarisWorks*, the Tool Palette doesn't float. It remains at screen-left. In both programs, portions of the Tool Palette tear off to be floated anywhere on your screen while you work with them. See Figure 2.)

GreatWorks' Database module strongly resembles the one in *ClarisWorks* (which, in turn, is derived from another Clari product, its database-only program called *FileMaker*). If you've used *FileMaker*, you'll find *GreatWorks*' database module familiar. If not, you'll find the *GreatWorks* module

but probably fall short of the needs of large businesses or organizations.

For many users, word processing (and related page-layout/publication elements) is the meat-and-potatoes of Macintosh computing. *GreatWorks* word processing options offer more possibilities than *ClarisWorks*. For instance, while both programs allow multiple columns on a page, *GreatWorks* offers automatic creation of a dividing line between columns. Also, while both programs have a full array of tabs available, *GreatWorks* allows the automatic creation of tab leaders or fills of any kind such as this:

>>>>>>>>>>>>>>>>Tabbed Text.

While *ClarisWorks* offers automatic insertion of page numbers, dates and time-of-day, *GreatWorks* allows several options for each: Page: i, ii, iii or 1, 2 3 or i of v, 2 of 5; Date: 9/8/92.

GreatWorks even allows authors to decide if they want automatic date insertions to update themselves every time a document is reopened or to remain fixed at the original date a document was created.

GreatWorks also permits writers

You can even create custom combinations of text styles, including fonts, sizes and colors. These custom styles can be added to the *GreatWorks* menus, creating a shortcut in managing common combinations of text styles. These *GreatWorks* advantages are offset by the program's clumsier handling of the integration between types of work, such as outlining, writing, graphics and spreadsheets.

ClarisWorks allows you to create any type of element directly within any other type of document. That is, in a word processing document, you can draw a graphic or even place a spreadsheet, complete with all its functions. In *GreatWorks*, if you're working on a word processing document, you have some graphics tools available. But it's impossible to create a spreadsheet within your document.

GreatWorks handles this kind of integration differently. In *GreatWorks*, you must create each element of a publication in its own *GreatWorks* document. Your spreadsheet, for example, must be created in a spreadsheet document. Then, using the Macintosh's standard (System 7) feature called Publish & Subscribe, you publish the spreadsheet. Then, back in your word processing document, you instruct *GreatWorks* to Subscribe to the spreadsheet you just created. Magically, the spreadsheet appears in your word processing document.

You may position it wherever you like, but you can't make changes in the spreadsheet portion without reopening the original spreadsheet document and making changes there. When the original spreadsheet document is saved, your changes magically are conveyed to the word processing document in which you've Subscribed to the spreadsheet. In *ClarisWorks*, you can create and change the spread-



GreatWorks Word Processing

A few months ago, we reviewed one of several new software packages aimed at MacNovices: ClarisWorks, a program of "integrated" software combining several frequently used capabilities. Now we've had a chance to work with one of its chief competitors, GreatWorks by Symantec.




Figure 2.

easy to learn and use. Like all the modules in both *GreatWorks* and *ClarisWorks*, the database is a capable, but limited program. They're quite capable of the kind of data manipulation most new Macintosh users need,

to exercise greater control over the details of page layout than is allowed in *ClarisWorks*. For instance, in *GreatWorks*, you can control precisely how much space is left between lines of text, in units of measure ranging from inches and millimeters to picas, points and lines.



sheet directly from within your word processing document.

Likewise, *ClarisWorks* allows you to create a business chart or graph directly within either your spreadsheet document, or even from a spreadsheet created within your word processor. *GreatWorks* requires you to open yet another new document, a Chart document, to create your chart. Then you can use Publish & Subscribe to insert it into your word processing document.

Still, *GreatWorks* offers a much greater variety of chart styles and control over details than does *ClarisWorks*. Both programs allow you to create and manipulate graphics, such as drawings, logos and even pictures you paint yourself. *GreatWorks* offers a greater variety of tools and graphics capabilities (such as an air brush tool in the Paint module and the ability to de-

termine details such as the roundness of rounded corners in the Draw module).

But again, *GreatWorks* makes it more difficult to integrate its graphics capabilities into other documents you create. In *GreatWorks*, a limited palette of drawing tools is available in almost every kind of document. But the extensive graphics tools are available only in their respective Paint or Draw modules. Creations from those modules must be inserted into other documents (such as word processing documents) using Publish & Subscribe.

It all *Works* well, but creating a newsletter or flyer with lots of different elements can get cumbersome (since each kind of element must be created in its own module of *GreatWorks* and Published to the final document.

Both *GreatWorks* and *Claris-*

Works tend to bog down when they're used in limited computer memory situations. *GreatWorks'* manual makes a point of warning about that, and advises Macintosh users to allocate more memory to *GreatWorks* than the default if possible, especially when several documents are open on the screen at the same time. Still, both programs work well on some of the newest lower-cost Macintoshes.

Both *GreatWorks* and *ClarisWorks* use similar System software to import and export documents. (Symantec uses Claris' XTEND technology for exchanging files.) *GreatWorks* also uses a similar HyperCard-based Help system. (It took me a few moments to locate the Help command under the Balloon Help icon at screen-right. Most other programs place it under the Apple menu, but *GreatWorks'* choice makes sense.) Both programs use the same spelling checkers and thesauruses.

For many Macintosh users, either of these programs provide enough tools and capability to get a lot of work done without buying any other software. In fact, Apple has begun selling some of its lowest-cost Macintoshes with these programs (and some other integrated software) bundled with the computer.

GreatWorks offers Mac users a terrific array of useful and quite capable computer tools. But it's more like a collection of distinct tools than an integrated package in which all tools are available in one place.

ClarisWorks offers users somewhat more limited tools, but provides a superior and simpler system for integrating all its parts into single projects. *ClarisWorks* more closely achieves the goal of simplicity of integration, and it may be easier for MacNovices to use.

Computer Graphics Imaging

- Most Mac & PC Software Supported
No Special Software or Drivers Needed
- Postscript, TIFF, PICT, TARGA SCDL, etc.

From **\$3⁹⁵**

- Also Overheads, Negatives, Thermals, High-Res Phototype Paper or Neg.
- Exhibit Size Color or B/W Prints From Your Computer Files, Mounted and/or Laminated
- Service As Close As Your Phone

Severn Graphics
1-800-825-9134



Healthy Dining and Your Mac

by Gregory Price

We have been in the midst of a health craze for some time now. Everywhere you look, you can see numbers of people running, biking, roller blading, and playing tennis to name a few activities. Along with this awareness of keeping fit, we, as a society, are becoming more conscious about our diets and the different nutritional values of foods in those diets.

This new awareness has brought with it an increase in software programs that deal with analyzing the food we eat and its nutritional value. I became interested in these types of programs because of my active participation in various types of sports, especially cycling. Among the program that cater to such health interests is *MacDINE Perfect*(MP) from DINE Systems (DS). *MacDINE* can be broken down into four general areas:

Personal Profile

Before beginning the analysis of

Personal Information			
Name: Gregory A. Price			<input type="checkbox"/> Address
Age: 29 yr	Height: 5 ft 11 in	Sex: <input checked="" type="radio"/> Male <input type="radio"/> Female	
Conditions: <input type="checkbox"/> Pregnant <input type="checkbox"/> Lactating <input type="checkbox"/> Step I <input type="checkbox"/> Step II <input type="checkbox"/> Smoker			
Activity Level: <input type="radio"/> Sedentary <input type="radio"/> Below Average <input type="radio"/> Average <input type="radio"/> Above Average <input checked="" type="radio"/> Super Active			
Ideal Caloric Level Based on: <input type="radio"/> Activity Level <input type="radio"/> Activity Record <input checked="" type="radio"/> Your Entry 2484			
Actual Weight: 148 lb	Desired Weight: 150 lb	Your ICL: 2484	
Ideal Weight Range: 136 - 179 lb			
OK		Print	
		Cancel	

Figure 1

the foods you eat, MP needs some information about you. You first select Personal Information under the Windows menu and the following window appears(see Figure 1). The information requested is straight forward: Name, age, height, sex, activity level, etc. After you have entered your actual weight and desired weight, MP will give you: Ideal Caloric Level(ICL). If you need to adjust this number you

can select the "Your Entry" button and you are able to enter your ICL. For example, after entering my personal information,

MP came back with my ICL, but because of my participation with cycling and other sports, my caloric intake should be higher, so I entered in my own ICL. You can always change your ICL if you want to lower your caloric intake for weight control.

Adding Food(s)

When you are ready to start adding food(s) to MP, you select New Record under the Foods menu. You will be

given today's date (this may be changed if you are entering information from another day). After selecting "OK," you will get a dialogue box with your weight, which you added in your personal profile, as the default. Enter your weight for the day you are recording your food intake. After approving the weight by selecting "OK," you are given the following window (see Figure 2). You then select what meal

Food Record - Wed, May 20, 1992				
Gregory A. Price				148 lbs
Meal	Code	Amount	Unit	Description
Sn1	795	1.50	CUP	BEVERAGES, CARBONATED, Pepsi-Cola
Sn1	4395	10.00	PRZ	PRETZELS, Rings (1-1/2 in dia w/1 in dia hole)
Brk	1275	3.00	CUP	CERERL, Corn flakes, Kellogg's
Brk	3570	2.00	CUP	MILK, Lowfat, 2% fat
Brk	972	2.00	SLC	BREAD, Whole wheat, 100%, stone ground, Arnold
14 foods				Add

Figure 2.

(breakfast, lunch, dinner, snack) the food should come under by pointing at the "Meal" title. Next, tab to the description field and type in the food. Press the enter key and MP starts to search its database for food(s) that match your description. You will be given the Search Results window which will have a list of foods that either matches your selection or comes close to it. In the Search Results window, you will notice at the far left numbers associated with each food. If you frequently have the same food you can use these numbers to bring up your specific food choice in the Food Records window faster.



While in the Food Search Results window, you may highlight any of the selections and select the view button which would yield detailed information about the selected food. After viewing your food selection, you may click on the select button which would add your food choice to your Food Record. All foods selected do have a default "Amount" and "Unit" number in the Food Record window which can be modified. After you have completed your selection of foods for that day you may select Analysis under the Foods menu, and you will get the Food Analysis window (see Figure 3), which compares your actual intake of nutrients with the recommended dietary guidelines. Because you are able to open more than one Food Record, you can use the standard Macintosh copy and paste features to copy food(s) from a previous date to your current Food Record (this also aids in keeping repetitive data entry to a minimum.)

Activities Menu

With this menu selection you are able to select from categories predefined by DINE Systems various activities we associate with exercise. When you select New Record

from the Activity menu, you get the Activity Record window (see Figure 4). This works on the same principal as the Foods Record window. You type in your activity in the description field press enter, and MP searches its database for your selection. MP does have all the "well known" exercise such as tennis, bicycling, running, basketball, swimming, etc., and even such caveats as barn cleaning, horse grooming, and baton twirling. After selecting your activity choice you enter the minutes associated with that activity.

Activity Record - Thu, Jun 11, 1992		
Gregory A. Price		5.0 hrs, 153 lbs
Code	Minutes	Description
10	100	Bike riding, fast, 9.4 mph

Figure 4.

You can also do an analysis of your activity, which will bring up the window that displays the number of calories used on that activity.

Database Menu

MP's strongest feature, I think, is its User Database where the user

can enter foods that MP does not have in its database or modify existing foods.

When you have your New Database window open, you can enter the requested information about the food you are adding. This may be tricky at times because some food packages you see at stores do not break down the nutrients into the values shown in the New Database window. There are several ways around this potential problem. First, DINE Systems upgrades its Food Database on an annual basis, so the

food in question may be included in the new release. Second, if there is a similar food already in existence in the Food Database you can copy it into to the User Database and change the information you want. Third, if you have questions on nutritional values you may call the folks at DINE Systems for some advice.

Another feature that adds more versatility to your database is the recipe button. When selected you are given a Recipe window (see Figure 5). Let's say you have a family stew you make regularly. You are able to enter each of the ingredients and combine them into a single food code. When you select a new Food Record, you won't have to enter each item individually, just select the name of the recipe or its code.

Overview

DINE Systems has another personalized diet analyzer called

Food Analysis - May 20, 1 day - US, BLDS				
Gregory A. Price		290-2484-5112		
Thu, Aug 20, 1992				
	Your Diet	Ideal Diet		DINE Score
Total Calories	3153	2360 - 2608		0.00
Large Nutrients				
Protein (Cal)	475	248 - 373		0.00
Saturated Fat (Cal)	89	248 or Less		+1.00
Monounsatur Fat (Cal)	82	248 or Less		+0.50
Polyunsatur Fat (Cal)	98	248 or Less		+0.50
Complex Carb (Cal)	1270	1118 - 1987		+0.50
Dietary Fiber (g)	27	20 - 35		+0.50
Sugar (Cal)	1120	248 or Less		-1.00
Small Nutrients				
Cholesterol (mg)	182	300 or Less		+1.00
Sodium (mg)	3393	500 - 3300		0.00
Potassium (mg)	5562	2000 - 5625		+0.50
Vitamin A (RE)	1382	1000 or More		+0.50
Vitamin C (mg)	1174	60 or More		+0.50

Figure 3.



Recipe for R1			
Black eyed Pea Soup			
Code	Amount	Unit	Description
5593	7.00	CUP	WATER, Municipal
863	12.00	OZ	BLACK-EYED PEAS, Leafy tips, raw
4358	2.00	POT	POTATOES, Boiled w/out skin (2-1/2 in dia)
1230	2.00	STK	CELERY, Raw (7-1/2 in long x 1-1/4 in dia)
1208	2.00	CAR	CARROTS, Raw (7-1/2 in long, 1-1/8 in dia)
5151	2.00	TBS	SOY SAUCE, Made from soy (tamari)
3860	1.00	CUP	ONIONS, Raw, chopped
3185	1.00	TSP	HERBS, Basil, ground
3191	1.00	TSP	HERBS, Dill weed, dried
5183	0.25	TSP	SPICE, Pepper, black

10 foods

Figure 5.

MacDINE II(MDII). This program differs from *MacDINE Perfect* in a couple of respects. First MDII gives you the ability to search for foods based on nutrient value. Second, MDII comes with two other publications: *The Five Star Nutrition Guide* and *Improve your Nutrition and Health*. These books can be purchased with *MacDINE Perfect*. These books are a great value in and of themselves. Here is further information on the Food Database:

- Over 5600 foods (updated annually)
- 25 food components
- No missing values
- 194 activities
- Brand names

DINE System's dietitians work with various food manufactures and the United States Department of Agriculture to ensure that the database is accurate and up-to-date.

After using *MacDINE Perfect* for several weeks, I find it lives up to its billing. The users manual has an excellent tutorial to follow along in which will get you comfortable with MP. The manual not only describes each Menu selection in full (with good illustrations) but also has a section in the back entitled "Understanding the DINE Systems." Here MP discusses such things as strategy in helping you eat better, improving eating habits, and setting goals, etc. The best feature for me is

the ability to assign regular meals a code so that I am able to retrieve them faster. Also the recipe function for those specialty dishes I come up with. DINE Systems does offer technical help on both

the program itself and nutritional questions.

Some additional features I would like to see are more keyboard commands for those of us that feel at home working with the keyboard. Also some command-key features that are present in many other applications are not present in MP, such as: shift-tab to go back one field and command to close the top most window. In the User Database window, there is a section called Notes for such things as entering instructions on preparing a meal. If you type in more than five lines there is no automatic scrolling which would be useful for longer recipe instructions.

DINE Systems has been developing nutritional programs since 1982, which makes them one of the few companies in this particular field for some time now. The result of

their years of experience and work are reflected in this program.

Gregory Price works for the Government with the Health Care Financing Administration (HCFA). He is an avid cyclist and has been a member of the Washington Apple Pi for two years.

Name: MacDINE Perfect

Publisher: DINE Systems, Inc.

Address: 586 N.French Rd.,
Suite 2
Amherst, NY 14228

Phone: (716) 688-2492

Retail Price: \$149.00

Discount Price: \$99.00

Discount; however, DINE Systems offers a 40% discount on the Suggested Retail Price (\$149) to members of user groups which would come to \$89.40.

Necessary Hardware: Macintosh Plus and Higher

System Requirements: Hard drive, 1 MB RAM with System 6.04 or higher. Requires 2 MB of hard drive space.

S F 171 Software

FEDERAL JOBLINK -

contains SF 171, SF 171-A, SF 172, SF 15, SSW 32, SSW 555, SSW 585, and SSW 800.

- 9 of 10 in WAP Review
- Forms appear on screen
- Modified pages for jobs
- Makes unlimited copies
- Prints form and answers
- Creates typeset 171
- SF 171 software since 1987
- Updated manual describes
 - Federal employment
 - Job descriptions
 - Personnel terms
 - Interview tips
 - Organizing a SF 171

Career Advancement - only \$59.95

(Add \$3.00 s/h; MD res. add 5% tax)

WAP Members get 10% discount

Requires Macintosh and MacDraw; specify version of MacDraw (1, II, Pro)
Printer must be able to print at 50% reduction

Questions???? Contact us

MULTISOFT RESOURCES
P.O. Box 235
Washington Grove, MD 20880
(301) 977-6972



The Supra Fax Modem Saga

by Paul Schlosser

I decided in January to replace my old modem with a new high-speed model. I never expected it would be June before I would actually get to use the new modem. This article will, one hopes, relate the trials involved with my purchase and my experiences with the new modem.

While reading a *MacWeek* magazine, I saw an ad for a new series of modems by Supra Corporation. They were announcing three new fax modems at what sounded like reasonable prices, with shipping scheduled to begin in early February. In researching my purchase, I had learned many new terms (like V.32bis, V.42bis, MNP5, and LAPM) and discovered high-speed modems weren't exactly cheap. While there were several discount manufacturers selling high-speed modems, I had learned enough to know that I wanted to purchase from a name-brand company.

Prior to learning about the new Supra fax modem, I had seriously considered purchasing a US Robotics high-speed modem with a retail price of approximately \$600. However, the ad for the new Supra modem caught my eye; their high-speed modem included the capability to send or receive faxes, a Mac-to-modem cable, and telecommunications software, all for \$479. While I knew that I would rarely need to send or receive a fax, it sounded like something that would be "nice to have." The "high-speed" option was what really interested me. I spend much time using my Mac

and modem in my capacity as WAP TCSO and for personal enjoyment—and anything that could make my time more productive would be very useful.

The one concern that I had about the Supra fax modem was that they failed to meet my name-brand test. I had heard of Supra modems, but I didn't really have a feel for their quality. As the replies came in, I learned that Supra owners seemed to be very happy with their modems' performance. I also learned that I could place my order with Mac's Place, a mail-order vendor in Redmond, Washington, and take advantage of their 30 day money-back-guarantee to evaluate the modem and that I could return the entire package if I wasn't satisfied with the Supra's performance. Not wanting there to be a problem later, I double-checked their return policy. I asked if I could return the Supra within 30 days for any reason whatsoever. The salesman replied that I could return the modem for "no reason whatsoever," if that was what I desired. Feeling reassured by that statement, I placed my order for the Supra Fax Modem V.32bis on January 22, 1992, charging the purchase to my credit card. Remember, the Supra advertisement indicated that they would begin shipping in early February.

Quantum Leap...

We now jump forward to the middle of February as I eagerly await the arrival of my new modem. When the

third week in February arrived, but my modem hadn't, I called Mac's Place to ask about the status of my order. The salesman informed me that Supra was changing the layout of the modem's logic board and that they now expected to ship in early March. Around the middle of March, with no modem in sight, I called again. It now seemed that Supra solved the circuit board problem, and the modems are in production. Hurrah! The Mac's Place salesman assured me that they will not charge the item to my credit card until the they ship the modem to me. That's good news.

Around the middle of April, still waiting for the modem to arrive, I placed yet another call to Mac's Place. They've been in contact with Supra and tell me that there's now a problem with the fax software that is supplied with the modem. Mac's Place has been told that the modems will be shipping in two weeks. Feeling impatient, I also place a call to Supra. I'm told that they're working out the last few problems in the fax software, which they license from STF Technologies of Concordia, MO. In my research prior to ordering the modem I had discovered that the STF fax software was very highly regarded. Other modem manufacturers supply QuickLink fax software, which generally gets less than favorable reviews. The problem between the STF fax software and the Supra modem was speed related; I presume that this was the first product STF



had supplied software for that was capable of sending or receiving faxes at 14,400 bps (bits per second). The software/modem combination worked well at 9,600 bps, but they were still eliminating the last few problems from the 14,400 fax option. I'm still anxious to get the modem, I guess that I can wait another two weeks.

...into Nothing

By this time it was well into May and guess what? Still no modem. I called Mac's Place again and asked about the shipping date. "In two weeks," I'm told. The Mac's Place folks have been wonderful throughout this ordeal—and I assure them that I'm not mad at them; I know that the delay is due to Supra and STF Technology. Around June 1, I call once more. The shipping new date is "any day now." I called again the first Sunday in June and was delighted to discover that my modem was shipped the preceding day. Hurrah again!

Does it Bounce?

Knowing that Mac's Place was to ship the modem overnight-air, I expected the modem to arrive Monday or Tuesday. Tuesday afternoon, while working at the Mac, I heard a clunk on the carport. Looking out the window, I saw Airborne Express truck backing down my driveway. The driver hadn't even gotten out of the truck—he had tossed the package onto my carport from the driver's seat. As I picked up the package and hoped that the modem inside was safely packaged, I noticed the "signature required" sticker on the box. I wondered about the quality of Airborne Express.

I impatiently opened the shipping box and found the modem safely nestled in biodegradable cornstarch shells, similar to the Styrofoam peanuts we're all familiar with. I was surprised at how small the modem actually was. It's attractive, with a brushed aluminum case and black

plastic end caps. It looks very similar to older Hayes modems (but much smaller). There are also user guides for the modem, the STF fax software and *MicroPhone* telecommunications software; a Getting Started booklet and Quick Reference card for the modem, and several disks. I found the modem power supply and special Mac-to-modem cable and began to connect everything to my IICx.

I powered everything up and was greeted with "OK" on the Supra's LED display. I checked the Quick Reference card and learned that the modem only has four lights, compared to the six to twelve lights found on other modems. Instead, the Supra uses the LED display for relaying information to the user. I also learned that Supra has thoughtfully included two sets of default settings; one for Macs and another for MS-DOS users. Through my duties as WAP TCSO, I've learned that these new high-speed modems can be very difficult to configure for optimum performance. All that's required to select the Macintosh defaults is to send "AT&F1" to the modem through my telecommunications software, *ZTerm*. I also set *ZTerm*'s baud rate for 19,200 to ensure that the Mac-to-modem communication rate is greater than the modem-to-modem rate. (This setting will allow the modem to take full advantage of its data compression capabilities.)

Test Flight

I eagerly instructed *ZTerm* to dial the WAP TCS and was relieved to hear the modem dialing and connecting to the remote modem. I watched the Supra's lights and saw that the "OH" light was lit (indicating that the modem is off-hook), the "SD" (send data) and "RD" (receive data) lights flickered as data was transferred. There's also a "TR" (terminal ready) light. The LED display was interesting to watch—it briefly flashed different messages that keep the user in-

formed. Connected to the TCS, I see the LED display show "CD" (carrier detected), "96" (a 9,600 bps connection), "DC" (data compression) and "LP" (LAPM error correction).

After I read the new messages, I downloaded a few files to check the character-per-second (cps) transfer rates. I was getting between 800 and 900 cps, nearly four times faster than my old 2400 bps modem.

Next on the agenda was a call to the Twilight Clone, a popular local bulletin board which permits connect rates all the way up to the Supra's 14,400 top speed. The Supra connected easily to the Clone's US Robotics modem, and I was delighted to see my modem's LED display showing "14.4," indicating a 14,000 bps connection. The text virtually explodes on my Mac's screen, much faster than I've ever seen before. I instructed the Clone to simply dump all the new messages without pausing to be read later off-line. A scant 90 seconds later, it's finished—as a task that might have required eight to ten minutes with my old modem. I entered the Clone's file transfer area and looked for a medium-sized file to download. I downloaded a 290K file in just under three minutes—for a transfer rate of 1,625 cps! Incredible! It would have taken nearly 21 minutes to download this file using my old modem. So far, I'm impressed with the Supra! (By the way, the phone number for the Twilight Clone is 301-946-8677.)

To Fax or Not to Fax

I waited a few days before installing the fax software to make sure that I felt comfortable using the Supra. I did a lot of downloading those first few days—it was an incredible rush to download huge files in just a matter of minutes. The fax software was easy to install on my hard drive—it was simply a matter of launching the installer application on STF disk number one, selecting



Supra from the list of fax modems, and following the prompts. When installation was complete and I had restarted my Mac, I noticed that the Supra now displayed "AA" (auto answer) instead of "OK." I checked the manual and found that this meant that the Supra was ready to receive a fax. Now—I had to find someone to send a test fax to me.

I remembered reading about the Practical Peripherals "PractiFax" line and looked for the brochure which was buried somewhere on my desk. I found it and read that I could use my touch-tone phone to order an information sheet that would then be faxed to me. I dialed the PractiFax number (800-225-4774) and requested several documents on modems. I only had to wait a minute or two for my phone to ring. The Supra answered on the third ring (a setting in the fax chooser extension) and promptly opened a "Fax Status" window (indicating that the modem had made a fax connection). This window stays open during the entire transfer and uses text and graphical elements to precisely indicate what is happening.

When the transfer was completed, I launched the "Fax Manager" application which allowed me to view, print or delete the fax that I had just received, as well as manage fax documents already prepared for transmission.

Next I sent a fax document. I

needed to send a TCS-related document to Beth at the WAP office. (OK, it could have been mailed, but that wouldn't have been any fun.) I was amazed to discover that I could send the fax document from within ClarisWorks (or any other application by simply holding down the Command and Option keys). This caused the fax software to change the familiar "Print..." option to "Fax...." The fax transmission to the Pi office went off without a hitch—I'd sent my first fax! I later had the opportunity to view the document as received by the Pi's fax machine/ I was pleasantly surprised to discover that the document looked better than any fax I had ever seen—a tribute to the capability of the fax software to take advantage of my Mac's TrueType and ATM technology. It seemed like the best of both worlds. I could still print normally from within my applications or send a fax to anywhere in the world, all without changing anything in the Chooser. Amazing.

Safe Fax?

Now I wanted to see if the fax software was compatible with my telecommunications software. I had read horror stories about other fax software that had to be disabled whenever a telecommunications program was launched. I noted that the Supra still displayed "AA" (waiting for a fax) and launched ZTerm. The "AA" was replaced by "OK," which indi-

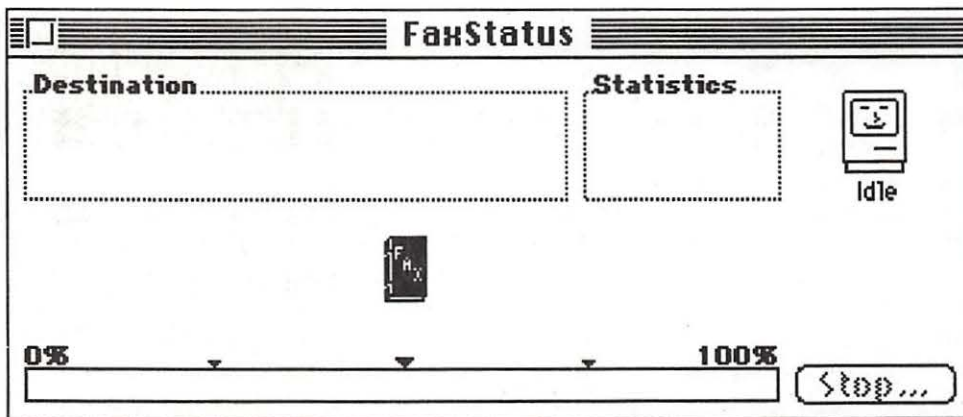
cated that the Supra was ready to place an outgoing data call. I called a few online services to confirm that everything worked normally. Maybe it's the best of three worlds: I can print, fax, or use a telecommunications program all without losing any data or changing the Chooser. Incredible. When I quit ZTerm, the Supra automatically went back to "AA," waiting for a fax.

Here's a list of the major capabilities of the fax software supplied with the modem: transmission of fax documents from any application; a QuickFax DA to send short notes from any application; high quality text (200x200 dpi for high quality, 200x100 for high speed transmissions); text rotation; font substitution; fax scheduling; call grouping; phone book of frequently dialed numbers; fax broadcasting; customizable cover pages; custom paper sizes; and a fax activity log. I found the STF fax software to be easy to use, yet it is very powerful with many advanced features.

The telecommunications software included with the Supra modem is an older, basic version of *MicroPhone*. I'm sure the supplied *MicroPhone* will allow you to get online with your new Supra modem, but I'd recommend using it to download a copy of ZTerm (ShareWare, \$30), then ditching it. If your telecomm needs include scripting, then you should use the supplied *MicroPhone* to upgrade to the most recent version of *MicroPhone II* (a commercial product that sells for approximately \$210). Contact Software Ventures at 510-644-3232 for details.

Conclusions

At this point, I was generally happy with the Supra's performance. I was over half way through the 30 day "evaluation" period—and would soon have to decide whether to keep





or return the Supra. What would I buy if I returned the Supra? The only other fax modem that I had seriously considered was the new Practical Peripherals 14,400 fax modem. The Practical fax modem had two serious drawbacks and only one advantage when compared to the Supra. The advantage was that it had a lifetime warranty; the Supra has a five year warranty. I learned that another WAP member, David K. Page, had one of the Practical fax modems. We agreed to get together at the WAP office for what would later become known as "The Great Modem Shoot-out."

Shoot-out at the WAP Corral

We met on a Tuesday evening, along with Rick Zeman (and his Intel 9600 baud modem), and Allan Levy (with a Zoom V.32bis fax modem). We began the evening running fax tests. We wondered if the Supra-supplied STF fax software would work with the Practical Peripherals' modem. It did—but not reliably. We sent faxes from the Supra to the Practical, the Practical to the Supra, and from each modem to the Pi's stand-alone fax machine. I thought that the Supra won this comparison [as did I—Rick], but I wished we had more time to tweak the settings on the Practical. We then called a few local bulletin boards, downloaded files and compared transfer rates. The modems seemed equal in this test, both performed very well, with transfer rates of better than 1,600 cps.

We only tested the Intel and the Zoom briefly—the Intel didn't have fax capabilities, and Allan mentioned that he was testing the Zoom for another Pi member and that he was very disappointed in the performance of the modem.

We ended the evening by calling the toll-free Hayes bulletin board system and downloading files specifically designed to test transfer rates and modem protocols. One file in

particular, "the.wave.txt," is designed to feature the data compression features of high-speed modems. This file, at 143K transferred in 44 seconds, for a transfer rate of over 3,200 cps! You can call Hayes BBS at 800-874-2937.

The testing that Tuesday night at the Pi office convinced me that I would keep the Supra fax modem. It was nearly \$100 cheaper than the Practical Peripherals modem, came with excellent fax software and a hardware handshake cable (necessary for high-speed operation). The Supra's performance in transferring data seemed equal to the Practical, and the Supra seemed superior at sending and receiving faxes.

I've read many messages from happy Supra owners and have learned that the Boston Computer Society is even using Supras on six of the twelve lines to their bulletin board system. The most recent issues of MacUser and MacWorld magazines contained favorable reviews of the Supra modem, too.

If you're in the market for a new modem or a fax modem, I urge you to consider the Supra. Its high-performance and low-cost combine to form an excellent value. I've recently learned that Practical Peripherals is considering offering a custom version of fax software to their Mac customers. US Robotics and Intel, two highly respected names in the

modem field, also offer V.32bis fax modems—although they are more expensive.

Investigate which fax software is supplied with any fax modem you consider purchasing. STF Technology is working on a generic version of their highly regarded fax software—this may be just what the doctor ordered for fax owners with QuickLink. You can contact STF Technology at 816-463-2021 (voice), 816-463-7958 (fax).

Future Enhancements

Since I've decided to keep the Supra fax modem, I've filled out and sent in the product registration card. Supra will, later this year, offer two separate upgrades for this modem. One upgrade will enable the modem to receive voice mail, the other will allow the modem to display the number of anyone calling you—similar to the familiar Caller*ID boxes. These upgrades are expected to cost \$40 top \$50 each. I haven't registered the fax software yet. I'll do that tomorrow. There's no card to return to register the fax software—you simply send a fax to STF Technology!

Paul Schlosser is the TeleCommunications System Operator (TCSO) of WAP's BBS, the TCS. If you don't have a password at present, call the WAP office for details on how to join WAP's 24 hour General Meeting.

MacSpecialists[®]

Macintosh Temporaries

▼ Desktop Publishers ▼ Business & Presentation Graphics ▼


▼ Word Processors & Office Support ▼

▼ Programmers & Consultants ▼ On-Site Training ▼

▼ Graphic Designers ▼ In-House Services ▼

202-338-4163

1015 Wisconsin Ave NW
Washington DC 20007



New Files on the TCS

by Lawrence I. Charters

The following are some of the files uploaded to the Macintosh File Transfer areas of the TeleCommunications System (TCS) during the last 30 days. This listing represents only a small portion of the constantly changing library of files available for downloading. Call the Pi Office at 301-654-8060 for information on signing on to the TCS, the Pi's "24 hour General Meeting."

File Area 13: Macintosh Fonts

SAFARIDEMOTYPE1,

SAFARIDEMOTRUET: after a Klingon font, what's left? How about Romulan! Yes, these nasty sort of relatives of Klingons, with a little Vulcan blood too, now have a Type 1 PostScript font of their own! Also includes a science fiction font. These are not "demo" fonts, despite the name.

SAMPLELOGO.CPT: Type 1 PostScript font created by Linotype-Hell consisting of one character: the Recycle symbol.

TYPEBOOK3.04.CP: a superb, essential utility for anyone interested in fonts. TypeBook allows you to create a wide variety of sample font pages and spec sheets, and this latest version allows a new "six up" option: six fonts on one page.

SIMSONITE.1.1.C: tiny System 7 utility for creating empty suitcase files.

MUSIC.CPT: two bitmapped music fonts.

File Area 14: Macintosh Games

HEADS.OR.TAILS: an artificial intelligence game, based on research done by a GE (?) researcher long, long ago in the days of vacuum tubes.

MST3K.SHOWS.CPT: listing of all Mystery Science Theatre 3000 shows, so far.

GUNSHY1.3.CPT: color version of Gun Shy, an extremely addictive version of Shanghai.

BATTLESHIP1.1.1: remember Battleship, where you hide your fleet and try and sink your opponent's hidden fleet? Here is the Mac version.

TETRIS2000.CPT: good version of Tetris, almost identical to the original in terms of play, but much quieter.

ULTRACHESS1.0.1: beta version of chess program; nice interface, interesting sounds.

ACRAFT.CPT: two new aircraft for Microsoft Flight Simulator: Jammer and Dart.

MACTURNOVER1.2: nice version of the Othello strategy/board game, you against the computer, in several levels.

RUSSIANROULETTE: a really different game, in which you fire a pistol into a maze, with the bullet bouncing around, trying to hit targets — and trying to avoid the exploding target. Magnificent waste of time.

TACTICKLE1.0.2: a challenging version of Tic-Tack Toe in which the Xs and Os can move.

BAKER.S.DOZEN.2: far better than average solitaire game, in color.

SPARKZ.SIT: arcade game similar to old Qix arcade game.

RISK.CPT: the board game, in color, you vs the computer and/or several humans. The only way to play! The program keeps track of your cards and your countries — makes getting armies at the beginning of each turn painless.

BOMBS.2.2.CPT: deduce which squares on a grid are bombs.

PNUKL202.CPT: revised version of a well-done single-deck Pinochle card game.

File Area 15: Mac Graphics

QUAYLE.CP: an excerpt from a QuickTime movie downloaded from the INFO-MAC archives at SUMEX. The Vice President covers Hawaii's location, political affiliation, geology, ownership and a few other redundancies in just a few seconds.

VIEWER.CLASSIC: SuperGlue Viewer 2.0.2 is a "publicly distributed" graphics viewer that can see glue files, Paint files, PICT files and maybe some other formats. Distributed by Portfolio Systems, the new owners of SuperGlue.

VLAB.CPT: VisionLab 1.0b12, utility for opening, viewing & converting GIF, Paint, PICT, Thunderscan, & Pixelpaint files.

JOHNLOVEQT1.CPT: C language source code for some QuickTime routines written by WAP member and Springfield resident John Love III.

JOHNLOVEQT2.CPT: John Love III, WAP member and Springfield resident, wrote this rather unusual QuickTime movie player. Also includes three sample QuickTime movies.

WINDOWS.CPT: a short QuickTime movie in which a bearded man wearing a T-shirt asks, "I'd like to see you do THIS in Windows!"

PICTSTOMOVIE.CP: funky little utility will turn a folder full of PICT format images into a QuickTime movie.

BANNER1.2.2.CPT: an excellent banner-making program. To use this the way it was intended, you really should have either TrueType or Adobe Type Manager.

MARYLAND.CPT: heraldic shield of the state of Maryland, in a Freehand 3.0 EPS file, an editable Freehand 3.0 file, and an editable Illustrator 3.2 EPS file.

Make your own license plates.

BBSDREAM.CPT: an example of what can be done with Monet, a paint program that lets you take an original picture and use it as a reference/backdrop for manipulation with various paintbrushes. This is a self-painter application, created with Monet. It recreates, stroke by stroke, a painting done by the 'artist.'

FOURPAINT.CPT: four MacPaint style pictures: two Beatles covers, a picture of Saturn, and Bridgette Bardot.

JPEGVIEW.1.1.CP: a JPEG graphics viewer (JPEG is a standard file format for highly compressed pictures, usually 24-bit color).

CORINNAFACE90.J: nice, tight close-up of a woman's face in 24-bit color, compressed in JPEG format.

BIG.JET.SIT: MacPaint format picture of MiG-21 jet fighter.

CYBERGIF.1.2.SI: latest version of CyberGIF, a small GIF graphics reader; this latest version has a neat slide show option.

JEFF.S.SCREENES: 24 black and white startup screens.

PRESIDENTS: a spectacular QuickTime movie showing various Presidents (taken from their pictures off currency, and not all of them are Presidents) blending from one face into another. The movie was created as a demonstration of Morph, an inexpensive morphing package capable (obviously) of spectacular imagery. This is a brilliant non-commercial commercial as well as an arresting QuickTime movie. Highly recommended.

ART2MAC.CPT: System 7 (only) drag and drop utility for assigning a Mac JPEG or GIF file type to generic JPEG and GIF pictures.

File Area 16: HyperCard

HYPMOOVPLAYER.2: a stack for playing QuickTime movies on a suitably equipped machine.

SAMPLEPRINTSTAC: Sample Print Stack is designed to print font samples.

CHICLETTE.1.04: allows you to make "chicettes," described by the author as "chic" buttons — buttons with pictures.

PACKETSEND.1.01: a neat HyperCard-based network tool for sending packets in search of zones and routers. "Are you there, router? What the heck are you doing, anyway?"

MACCENTER2.0.SI: the HyperCard object centering/alignment/spacing tool. It simplifies the symmetrical arrangement of objects on a card or background.

MISSING.CHILDRE: Missing Children Directory, a HyperCard-based directory, with biographical info and pictures, created by Computer Users for Social Responsibility and Child Find of America, and distributed by Apple User Group Connection and (in part)



Washington Apple Pi. You are *strongly encouraged* to give this to local schools, libraries, and other child-intensive organizations.

File Area 17: Technical Notes

- PRIC0715.CPT:** Apple price list as of July 15, 1992, in Word format.
- TIDBITS134.SIT to TIDBITS137.SIT:** issues 134 through 133 (July 20 to Aug. 10) of the electronic Macintosh magazine.
- GENIEMANUAL.CPT:** GENie manual, in Acta and MacWrite format.
- CORRECT.TXT:** corrections to Dave Mark's "C Programming Primer", Second Edition.
- BATTERYTIPS.CPT:** useful information on extending the battery life of a PowerBook, plus a discussion on the safety of moving a sleeping PowerBook.
- MACINTALK.4.0.S:** HyperCard stack that *sometimes* allows you to experiment with MacInTalk under System 7.
- PBTIPS.CPT:** compilation of tips for PowerBook users.
- BUSH.92:** Bush '92 Presidential Campaign Platform, in text format.
- CLINTON.92:** Clinton '92 Presidential Campaign Platform, in text format.
- ALTERNATIVE.CPT:** a pretty nice, comprehensive article on alternatives to the Apple 13" color monitor, written by a user on Comp.Sys.Mac.Hardware.
- CVEVENTS.CPT:** a Microsoft Word document with complete specifications for Canvas 3.0 AppleEvents.

File Area 18: Macintosh Utilities

- REALANSWER.CPT:** Text based algebraic calculator.
- FINDER.PALETTE:** an elegant file launching utility. Requires System 7 and looks best on a color monitor.
- ALIASZOO1.4.1.C:** latest version of an elegant System 7 alias utility with a nice, clean interface. This utility will scan a volume for aliases, show the complete path name, highlight aliases that are now orphans, and allow you to either delete or update the orphans.
- NTSC.CPT:** puts up standard NTSC color bars on monitor. This lets you adjust contrast & brightness to best match NTSC (television) standard.
- ALIAS.DIRECTOR:** easy to use System 7 alias creation: point to the original, point to where you want the alias, and — *bing* — it is done.
- MACLPR.1.2.CPT:** System 7 "drop on" print utility: drop a text file on this, and it prints it, with some nice automatic formatting. Documentation is in Japanese, but if you play with it, it isn't difficult to figure out.
- SHOWSIZES.CPT:** nice utility for showing how a disk is being used: this displays an iconic representation of the drive, with a percent figure showing how much space each folder uses plus a figure for files not

in folders; optionally, it also shows a bar-chart representation of folder usage; optionally, you can get a "tree" view of the drive.

- MACZIP10.SIT:** compresses files to PK Zip format. It does not decompress zip files. Not as spiffy as mainstream Mac compressions utilities (Stuffit, etc.) but it seems to be the only Mac program that can compress to the .zip format.
- INVENTORY2.0.CP:** great little program which allows one to inventory anything quickly and easily.
- NCSA.TELNET.2.5:** combines the previously separate NCSA and BYU [w/FTP client] and MacTCP vs. non-MacTCP versions. This program uses Internet protocols to transfer files and to transport remote logins to other computers (mainframes, Unix hosts, etc.) that run TCP/IP software and which are on the same network. Now supports SLIP for serial line (modem) IP connections. Public domain, from the National Center for Supercomputer Applications.
- NCSA.TEL25.DOCS:** long NCSA Telnet manual, in MS Word format. A must-read in order to configure and use NCSA Telnet (unless your administrator gives you a configuration file).
- COOL.BLENDS.CPT:** nifty neat Quark XPress 3.1 Xtension which adds some new features to the color palette. In addition to the usual, spectacular blends for objects and text boxes, you can now add some new, spectacular blends: two types of lineal blends, a diamond blend, a box blend and two kinds of circular blend.
- SON.OF.BOB.CPT:** Bob, the Quark XTension now has Son of Bob, which offers several nice text enhancements, some nice mathematical touches, and generally makes Quark even easier to use.
- SAMPLEEDITOR1.0:** Sample Editor lets you edit and manipulate sounds.

Requires at least a 68020 processor, system 7, and a 13 inch color monitor.

- BBEDIT2.1.3.CPT:** Bare Bones Editor 2.1.3, the superb text editor used by programmers and text manglers, in its latest life. BBE has full GREP and lots of other useful functions for those who need to slice and dice text.
- QUICKTIMEFOXBASE:** now you can add QuickTime — to your FoxBASE+/Mac database! Includes a couple small sample movies, code, etc.
- UNEMPLOYEDBUSH:** sound file containing serious policy suggestion as to how Bush can improve unemployment.
- NUMBERCRUNCH.CP:** great text based calculator. It can handle just about any function you can think of or you can define your own. It also does beautiful graphs.
- TEST.PATTERN.GE:** generates test patterns to be used in checking displays.
- QUARKPM.FILTER:** latest version of a nifty filter for Quark XPress 3.0/3.1 which allows XPress to import PageMaker 4.0 - 4.2 documents. Be sure and read the documentation (in Quark format).
- QUARKWORDPERFEC:** Quark XPress filter to read WordPerfect 2.0 — 2.1 files into XPress 3.1.
- QUARKMMU.CPT:** Quark Xpress Xtension to manipulate Adobe Multiple Masters fonts from within Xpress.
- FILETYPER.3.2.C:** excellent System 7 "drag & drop" utility for examining, and changing, file TYPE and CREATOR. You can drag a whole bunch of TEXT documents, say, on top of this, and change the CREATOR so that Word or MacWrite will open them automatically when you double click.
- JUMPSTART1.3.CP:** a great utility which allows you to define which app opens a particular doc. ie, if you get a doc in original MacWrite and want to open it automatically in Word or WordPerfect,



- 100% guaranteed
- Free delivery
- Many references
- We buy empties
- Special WAP member pricing

All
Apple
HP
Laser
Printers



Repair?
Maintenance?
SupplyLine will save
you money and time

5515 Cherokee Ave.
Alexandria VA 22312

Tel (703) 658-3084 Fax (703)642-3747

Toll Free (800)678-3083. Call Danny Groveman

Call for Special Introductory price !

Quality Toner Cartridges

As low as
\$ 34.95*
per cartridge

703-658-3084

* Prices based upon exchange cartridge.



this allows you to define it.

CPT2SIT.SEA: utility released by Aladdin at MacWorld Boston 1992 which will convert individual Compact Pro archives, or entire folders of them, to the more efficient Stuffit Lite (same as Stuffit Deluxe 3.0) format.

DISKDUPL.2.12.SI: DiskDup + 2.12, latest version of Roger Bates' excellent diskette duplication utility for making one or many perfect copies of a disk. [Roger Bates wrote La Cie's top-rated SilverLining hard drive utility.] This version was introduced at MacWorld Boston 1992.

TIMEDRIVE1.2.SI: TimeDrive 1.2 is the latest version of Roger Bates' hard drive speed evaluation utility. For those of you unfamiliar with the name, Bates writes the SilverLining utility, the top rated hard drive utility, used on La Cie drives.

MATHREADER2.0.3: the latest read-only version of Mathematica, the award winning mathematical modeling and programming tool from Wolfram Research. This archive contains several sample "notebooks," including a "movie" showing a complex mathematical function rotating in three dimensions. Fully System 7 compatible.

STRIP.FONT: utility to remove unneeded junk (font definitions) from PostScript files saved to disk with the LaserWriter driver. You may be surprised how much smaller such PostScript files become after stripping, with no loss of useful data.

VERSIONV2.2.SIT: Version is a utility useful in determining the versions of applications, control panels, INITs and extensions that you own. It scans up to 10 volumes at the same time and builds a tab-delimited list showing the file name, version, stage (alpha, beta, development, and released), and currently available version. The listing file can be saved in many popular word processor formats.

PRO.PREDICT.CPT: a very nice program that will interest fans of professional football. The application has data for about 10 years of NFL games, and can be used to predict the winner of upcoming games. The only data entry required is the entry of final scores for all 14 games each week. This is a must-have for football fans! Shareware.

PROPREDICTORSE: this version of Pro Predictor MUST be Used to run on a Plus/SE Mac. It does not contain the season files you must download the other Pro Predictor file to get that info.

PHOTOSHOP.SIT: demo version of Adobe's Photoshop, the ultimate graphic manipulation utility. Fully feature functional—but won't save.

ROAD.ATLAS.CPT: very simple application for determining distances and major highways between city pairs within the U.S.

FILE.KIT.1.1.CP: a utility that allows you to list files, delete files, and do other unpleasant things — and even displays invisible files.

UNIXUTIL.SIT: UNIX tar, compress and booz utilities.

GOURMAC.1.0.SIT: a FileMaker Pro recipe file/index.

File Area 19: Apple System Software

NAMER.LASERUTIL: System 7 versions of Apple's Namer utility (for giving network names to AppleTalk devices such as LaserWriters, routers, AppleTalk ImageWriters, etc.) and Apple's LaserWriter Utility (for dumping fonts and PostScript files directly to the printer).

IIEDISK.CPT: Apple's Iie Installer Disk version 2.1 for the Iie Card add-on for a Mac LC.

File Area 20: Macintosh DA/INIT/CDEV

EASYENVPLUS2.6: Easy Envelopes+ 2.6 DA—An easy to use envelope printing desk accessory by Andrew Welch. This version prints USPS postal barcodes as well as user supplied messages on envelopes. Address lists can be imported from some other popular address book/envelope printing utilities.

QUOTER.CPT: Fkey to 'quote' BBS text.

ASYNCSOUND.CPT: set of control panels and other utilities for controlling sound under System 7. Among other things, this will allow you to have asynchronous sound: sound will play while your Mac does something else, instead of holding the Mac ransom until the sound is done.

DVORAK.CPT: Dvorak keyboard resource, for System 6 or 7. To add this to System 7, drop it on the System folder; System 6 users will need to use ResEdit.

FINDER.VIEW.CPT: a System 7 (only) control panel device for changing the Finder viewing preferences directly from the keyboard — no need to go to the menu.

BAT.SIGNAL.CPT: "Bat Signal" AfterDark screen saver module. Among other things, check out the About box (about panel?).

METROBEEP.CPT: the "Doors are closing" sound from the Metro. Three versions: SoundEdit in original format, SoundEdit in edited format, and System 7 version of the latter.

METROBEE.CPT: a further enhancement of the MetroBeep sounds previously uploaded. There are three new files: 1) MetroBeep3, which is the same as MetroBeep2, but with better filtering applied to reduce noise; 2) MetroTones, which is just the tones; and 3) MetroSynth, which is a synthesized version of MetroBeep.

STICKY12.CPT: extension that effectively locks the mouse button on first click,

which reduces "mouse finger" when going to the menu bar a lot.

MINISCRN.CPT: configure a smaller screen size than your standard startup screen on 13" or larger monitors. Handy for prototyping, testing, or just playing around.

AFTER.DARK.BLAN: After Dark screen saver module for PowerBook owners: it turns all the pixels off.

SWAPKEY.CPT: CDEV (Control Panel Device) for swapping two keys, of particular use to key starved PowerBook owners who wish they had 101 keys but don't.

THINK.BACK.1.1: extension to allow background processing in Think C.

TO.DO..3.1.CPT: a DA that allows you to keep track of lists of things to do by category and priority.

CHARACTERCHOOSE: desk accessory, created by Letraset (the world's largest font producer), which allows you to copy a single character out of any font into your document, without knowing anything about what strange combination of keys you need to hold down.

PRINT2PICT.3.0: a goodie that allows you to "print" a document to disk in a variety of ways. This is a virtual essential for creating documentation, testing how things work without wasting paper, creating notes for reading on line, and other uses.

SCOTT.SANALOGCL: a small analog clock in the menu bar.

CURSORANIMATOR: a cdev that allows users to change the default cursors to things like rotating color globes, beating hearts, tic-tac-toe games, etc.

SAVVY.CPT: really neat System 7 extension from MacHack '92: this modifies the Get Info box to add an extra icon, telling you if the highlighted file is System 7 savvy.

PORGAS.CPT: a silly extension which causes a PowerBook to make orgasmic noises when the power supply is connected.

AETRACK2.0.CPT: System 7 control panel to track Apple Events. Of use mainly to programmers, it tells you what your own program is doing (and, if you are curious, what other programs are doing).

RAMDISK.3.16.SI: latest version of Roger Bates' excellent RAM disk operated as a control panel. This is System 6 and System 7 compatible, 32-bit clean, can work with memory "above" 8 MB if you are running in 24-bit mode, has lots of options, etc.

CRAMBAR.CPT: compress the Menu Bar when space is limited. Good for 12" RGB, or if you have several add-ons that limit Menu Bar space.

HELIUM10.CPT: control panel for System 7 — allows you to use a key combination to temporarily turn on Balloon Help,



without having to go to the menu bar to turn it on manually.

ECLIPSE1.0.CPT: nice shareware screen saver from Andrew Welch. Simple, elegant, and uses only 5K of memory. Eclipse displays the current time on the screen, has the ability to monitor the modem and printer port, allows you to select dim now and don't dim corners, and the font/size of the display, and works under System 6 and 7.

NETBUNNY.2.1.2: a winner from MacHack, an extension and an application for use on a network. It's a rather mindless (and harmless) prank to send the Energizer Bunny marching and drumming from one Mac to another on the local network.

SAV.O.MATIC.SIT: extension or cdev (S.6 or S.7) which will automatically save documents at a time interval set by the user through the control panel.

AIRPORTQUICKSTA: an interface-less Control Panel that will display a spreadsheet picture upon startup of your portable Mac, so that airport security people will let you pass. Just hold down the Q key at startup. Then click on one of two buttons: one will do a shutdown, the other will let you continue the startup.

NETMOUSE1.0.CPT: a MacHack '92 winner, is a strange one: connect two Macs over an AppleTalk network, with both of them running System 7 and NetMouse, and one Mac will be able to control the mouse (or at least the pointer) on the other machine. This probably has some practical purpose (several are suggested in the documentation), but it has even more potential for office terrorism.

File Area 27: Music and MIDI

BEMODS.CPT: four MOD(ule) files for Sound-Trecker, culled from over 200 on AOL: Axel F. (Beverly Hills Cop), In the Air Tonight (Miami Vice), Magnetic Fields IV (Jean-Michelle Jarre), and Tubular Bells.

MOD.FIRSTCARESS.

MOD.MANCHESTER,

MOD.WALKMAN.LZH,

MOD.ZLEMMULUS,

BACHVAMP.LZH, BALL.ALL.LZH,

BOND007.LZH: MOD files. MOD files

are digitized music files, often containing voices and other surprises, usually created on Amiga computers, playable on the Macintosh through Sound-Trecker. Most of these files are LZH and LHA archives, so they can be decompressed by both Macs (using MacLHA) and Apple IIs users.

File Area 28: GIF Images

DRUIDESS.GIF: Druidess with a butterfly

DRAGON.GIF: a dragon breathing fire.

JUNGLE2A.GIF: an electronic circuit board as artwork. This image was

composed from multiple images on a TARGA system, saved as a 24-bit picture, and then converted to GIF format.

PARROT.GIF: a really cool picture of a parrot.

BILLSAX1.GIF: Bill Clinton playing the sax, a gray-scale GIF image.

YESLOGO2.GIF: nice, colorful computer-generated logo of an album cover.

CBS.MASTER.LOGO: elegant version of the CBS logo. Not quite certain what you could do with this — maybe do your own fake CBS News QuickTime movie?

FRUITS.GIF: demonstrate how magnificent your monitor is! 256 color gif of a basket of fruit. Very lifelike.

BAT.10.GIF: publicity photo of the cat lady, Michelle Pfeiffer, from Batman Returns. This is a photo of the actress sans costume.

File Area 29: Essentials

STUFFITLITE3.0: Stuffit Lite 3.0.1, released at MacWorld Boston in August 1992. This is apparently identical to the original Stuffit Lite, with just some minor changes in documentation to make it more "compatible" with the commercial Stuffit Deluxe 3.0.1. Stuffit Lite can compress and decompress faster, and create smaller archives, than Compact Pro. It can also make older Stuffit 1.51 archives for compatibility with MS-DOS and Apple II "unstuff" utilities.

DCBB0892.TXT: comprehensive monthly listing of DC area computer bulletin board systems (BBS), with brief remarks on their focus and capabilities, not to mention phone numbers.

Postscript Output Service Bureau

Why pay higher prices
for 1270 or 1600 DPI when
you can have 1800 DPI with a
line screen of 133 for a lower
price!

Our prices start at \$5.00 per
page and can be even lower
with our volume discount.

SELF SERVICE
DESKTOP PUBLISHING
\$10.00 / HOUR

Quark, Pagemaker, Freehand, Illus-
trator, Word, Adobe fonts, and
more are available to use. Try our
color flatbed scanner.

Laser Print Business Center, Inc.
15940 Shady Grove Road
Gaithersburg, MD 20877
301-963-9203

We are an authorized Adobe® Dealer



One Hard Drive, Multiple Volumes & Operating Systems

by Thomas E. Linders

Recently the non-profit agency in San José, where I work as a volunteer, obtained, for cash money, a new donor database tracking system called *MacTrac*. This program runs on *FoxBase* and is much better for tracking donors than the Microsoft *Works* dataBase we had been using, although *Works* and *Three Easy Pieces* (*AppleWorks*) before it did most of the job about the way we wanted.

There were the usual growing pains, the undocumented features, and the plain old bugs, and other stuff to learn. In spite of having a new program and the like, it was only two weeks to learn the program, make a bunch of additions, deletions, and changes to the database before we made our first print out of 6,900 mailing labels.

So, back to reality. One of the things that came to life in this process was the Dave Sampson rule. Dave answered my question about hard disk sizes by saying something like, "Buy one twice as big as you can afford." And that was sure true of *MacTrac*. We ran the software on a 4 MB MacSE with a 20 MB hard drive and needed to remove some of the non-*MacTrac* files halfway through the final pre-printing process. It was obvious that the computer was soon to become a *MacTrac* computer, or we would have to get a new hard drive.

Recently my wife got a new LC II with 10 MB of RAM and a 40 MB

hard drive and gave me her old Classic with 4 MB of RAM and a 105 MB hard drive. Of course, besides having color, 10 MB of RAM, and a 68030 processor, the wife also wanted the 105 out of her old Classic. I told her if she wanted it, she would have to take it out herself and install the 40 MB hard drive from the LC II in the Classic. She did. Now I needed a larger capacity hard drive.

I got a deal on a 105 MB Quantum and got it up and running and then decided we could get a nice tax deduction from the 40 MB hard drive if we gave it to our non-profit friends in San José.

I know just enough about a Mac to be somewhat dangerous. I decided that I should partition the drive into two volumes and put System 6.0.8 on one volume and System 7.0.1 on the other. "Why would you want to do this?" one of the lady computer gurus asked me at the non-profit site. Simple I replied, *MacTrac* works with either System 6.X or System 7.X, but it has a problem with Apple Macros as well as Quick Keys when running System 7.X, but works with the Apple Macro program very well when running System 6.X.

So, I did the dividing of the drive and named the two volumes

- Sy.Seven
- Sy.Six

I ran the partitioning software that I had, a program from LaCie

(via Quantum) called *SilverLining*, and it did just what I wanted; or so I thought. What I wanted was to boot up one volume and have the other volume available so that I could call up programs from that volume. In *SilverLining* you check which volumes you want active at startup, and those volumes that are checked will be active. In the Apple menu I carefully selected Sy.Seven to be the startup volume, did a Restart, and, indeed, I had System 7.0.1 at my beck and call. Then, from System 7.X, I selected Sy.Six as the startup volume and got System 7.X again. Hmmm.

I made a phone call to Brock Carpenter, one of my ex-working friends (I'm retired), and he said that what I was doing sounded right and gave me a name or two to call.

Because a consultant that the company that I worked for used one solved a printing problem for us (naturally, no one wrote down his solution), I decided to call and ask him about my printer and to ask about the hard disk partitioning/booting problem as well. So, I called our consultant, Shannon Pekary (415-327-5433), and he solved the printer problem again in ten seconds. Then I asked him about the partitioning/booting problem and he said to only mount one volume at startup using *SilverLining*, and since he was sure that *SilverLining* goes after volumes in alphabetic

Continued on page 43



The Hotline service is only for members of the WAP. Please do not call after 9:30 pm or before 8:00 am.

Apple II/III

Apple II*	
GENERAL	
Dave Harvey (days only)	(703) 578-4621
John Wiegley (after 2:15)	(703) 437-1808
Leon Raesly (days; 9-5)	(301) 220-3111
ACCOUNTING PACKAGES	
BPI Programs	
Jaxon Brown	(301) 350-3283
BPI & Howardsoft (Tax)	
Otis Greever	(615) 638-1525
Dollars & Sense	
Barry Fox	(717) 566-6709
Home Accountant	
Leon Raesly (days; 9-5)	(301) 220-3111
Quicken	
Gary Hayman	(301) 345-3230
Apple SSC	
Bernie Benson	(301) 951-5294
AppleWorks	
Ken DeVito	(703) 960-0786
Ray Settle	(301) 647-9192
Harry Erwin (before 10pm)	(703) 758-9660
Gary Hayman	(301) 345-3230
Leon Raesly (days; 9-5)	(301) 220-3111
AppleWorks Database	
Roger Burt	(301) 424-6927
Morgan Jopling	1 (301) 721-7874
Milt Goldsamt	(301) 649-2768
COMMUNICATIONS	
ProTerm	
Allan Levy	(301) 340-7839
Ray Settle	(301) 647-9192
Talk is Cheap/Pt. to Pt.	
Barry Fox	(717) 566-6709
DataBases	
DBMaster, Pro IIe	
Bob Sherman	1 (305) 944-2111
dBase II	
John Staples	(703) 255-6955
dBase II&III, Data Perfect. Db Master-PRO	
Leon Raesly (days; 9-5)	(301) 220-3111
Profiler 3.0	
Barry Fox	(717) 566-6709
HARD DISKS	
CMC (not CMS)	
Barry Fox	(717) 566-6709
Corvus & Omnlnt	
Tom Vier (12N-6PM)	(703) 860-4810
Corvus	
Leon Raesly (days; 9-5)	(301) 220-3111
Sider	
Otis Greever	(615) 638-1525
LANGUAGES	
AppleSoft	
Louis Biggie	(301) 967-3977
Peter Combes	(301) 251-6369
Leon Raesly (days; 9-5)	(301) 220-3111
Integer Basic	
John Wiegley after 2:15	(703) 437-1808
Pascal	
Michael Hartman	(301) 445-1583

C and TML Pascal
Harry Erwin (before 10pm) (703) 758-9660

OPERATING SYSTEMS	
Apple DOS	
John Wiegley after 2:15	(703) 437-1808
CP/M	
Art Wilson	(301) 774-8043
ProDOS	
John Wiegley after 2:15	(703) 437-1808
ProDOS 8 and 16	
Barry Fox	(717) 566-6709
RWTS, Disk structure	
John Wiegley after 2:15	(703) 437-1808
Print Shop	
Thomas O'Hagan	(301) 593-9683
SPREADSHEETS	
General	
Walt Francis	(202) 966-5742
MagicCalc/SuperCalc2.0	
Leon Raesly (days; 9-5)	(301) 220-3111
Telecommunications	
Dale Smith	(301) 762-5158
Allan Levy	(301) 340-7839
TimeOut Serles	
Morgan Jopling	1(301) 721-7874
Utilities:ProSel	
Barry Fox	(717) 566-6709

WORD PROCESSORS	
General	
Walt Francis	(202) 966-5742
Apple Writer II	
Dianne Lorenz	(301) 530-7881
Leon Raesly (days; 9-5)	(301) 220-3111
AppleWorks GS	
Roger Burt	(301) 424-6927
A.D. (Bill) Geiger	(703) 237-3614
Andy Gavin	(703) 734-3049
Letter & Simply Perf	
Leon Raesly (days; 9-5)	(301) 220-3111
Mouse Write	
Barry Fox	(717) 566-6709
Publish-It!	
Gary Hayman	(301) 345-3230
Ray Settle	(301) 647-9192
ScreenWriter II	
Peter Combes	(301) 251-6369
Gene Carter	(202) 363-2342
Word Perfect	
James Edwards	(301) 585-3002
Henry Donahoe	(202) 298-9107
Word Star	
Art Wilson	(301) 774-8043

Apple IIGS*	
Neil Laubenthal	(703) 691-1360
A.D. (Bill) Geiger	(703) 237-3614
GENERAL	
Barry Fox	(717) 566-6709
IIe Upgrade	
Morgan Jopling	(301) 721-7874
APW	
Andy Gavin	(703) 734-3049
Leon Raesly (days; 9-5)	(301) 220-3111

Deluxe Paint II	
Rich Sanders	(703) 450-4371
GS BASIC	
Barry Fox	(717) 566-6709
Multiscribe GS	
Ray Settle	(301) 647-9192
TELECOMMUNICATIONS	
Dale Smith	(301) 762-5158
Allan Levy	(301) 340-7839
Bob Sherman	(305) 944-2111
TCS Help	
Dale Smith	(301) 762-5158
Nancy Seferian	(202) 333-0126
Paul Schlosser	(301) 831-9166
MouseTalk	
Dale Smith	(301) 762-5158
Ray Settle	(301) 647-9192
TimeOut Series & Utilities: ProSel	
Ray Settle	(301) 647-9192
Barry Fox	(717) 566-6709
816 Paint/Writ'rs Ch.El	
Andy Gavin	(703) 734-3049
Apple II Hardware Epson printers, hard drives,	
Guy Durant	(202) 363-0366
Apple II laser printing	
Bob Sherman	1(305) 944-2111

Apple III*

General	
Jim Jutzin	(703) 790-1509
Dave Ottalini 9:00-10:30 P.M.	(301) 681-6136
3 Easy Pieces	
Robert Howe	(916) 626-8198
David/Joan Jernigan before 9 pm	(703) 822-5137
Steve Truax	(304)-267-6429
Word Juggler	
Tom Linders	(408) 741-1001
J. Carey McGleish evenings	(313) 332-8836
Pascal	
Dr. Al Bloom	(703) 951-2025
Apple Speller	
Robert Howe	(916) 626-8198
AppleWriter	
Eric Sheard	(908) 782-6492
Stemspeller	
Steve Truax	(304)-267-6429

Beagle Buddies

MARYLAND	
Ray Settle (Annapolis)	(301) 647-9192
Scott Galbraith (Frederick)	(301) 865-3035
W. T. Cook (Columbia)	(301) 995-0352
Gary Hayman (Greenbelt)	(301) 345-3230
Lee Raesly (Adelphi)	(301) 220-3113
Dan White	(301) 540-1070
Don Avery (Bethesda/DC)	(202) 362-1783
VIRGINIA	
Kenneth De Vito (Alexandria)	(703) 960-0786
Neil Laubenthal	(703) 691-1360

October

OCTOBER

- 1 Thursday**
7:00 PM Columbia Slice call
7:30 PM GameSIG office
- 5 Monday**
7:00 PM PI SIG office
- 7 Wednesday**
7:30 PM Desktop Publishing SIG PEPCO
7:30 PM Mac Programmers office
- 8 Thursday**
7:30 PM Stock SIG office
- 10 Saturday**
10:00 AM Frederick Slice Frederick
- 12 Monday**
7:30 PM Intro to the Mac, Part 1 Office
- 13 Tuesday**
7:30 PM Intro to the Apple II GS, Part 1 Office
- 14 Wednesday**
7:00 PM Telecomm SIG office
7:15 PM Databases (Mac) SIG CSC (Merrifield)
7:30 PM Board of Directors Meeting office
- 17 Saturday**
9:30 AM Annapolis Slice
- 19 Monday**
7:30 PM Intro to the Mac, Part 2 Office
- 20 Tuesday**
7:30 PM Intro to the Apple II GS, Part 2 Office
- 21 Wednesday**
7:30 PM *Excel* SIG office
7:30 PM Fed SIG call
7:30 PM *HyperTalk* SIG Arlington
✿ Ad Space Deadline—November Issue
- 22 Thursday**
7:30 PM Ed SIG office
✿ Writers' Deadline—November Issue
- 24 Saturday**
8:00 AM *AppleWorks* SIG—Same as WAP meeting
9:00 AM WAP General Meeting—NOVA Annandale Campus
✿ Editors' Deadline—December Issue
- 26 Monday**
7:00 PM Apple IIGS SIG NIH Bldg. 31, C Wing, 6th floor, Conference Room 9.
7:30 PM Intro to the Mac, Part 3 Office
- 27 Tuesday**
7:30 PM Intro to the Apple II GS, Part 3 Office
- 28 Wednesday**
7:30 PM Maintaining Your Mac Office
- 29 Thursday**
7:30 PM Intro to the Mac, Part 4 Office
✿ Camera-ready Ads—December Issue

Meeting Notices

Annapolis Slice—2nd Saturday, 9:30 AM, Severna Park Library on McKinsey Rd (off Rt. 2) in Severna Park, MD. **NOTE:** The September meeting will be held on the 3rd Saturday.

Apple IIGS SIG—normally the Monday after the regular WAP meeting; alternates between Dolley Madison Library in McLean (even months) and (NEW) NIH (Building 31, C Wing, 6th Floor, Conference Room 9) in Bethesda at 7:00 PM (odd months). Call Gary Hayman, (301) 345-3230, for information.

Apple III SIG—call SIG Chair for details.

AppleWorks SIG—at 8:15 AM, just prior to the regular WAP meeting and at the WAP meeting site. Call Gary Hayman (301) 345-3230

Columbia Slice—1st Thursday, 7 PM. Call.

Databases (Macintosh) SIG—Second Wednesday of each month (runs from 7:15 PM to about 9:45 PM); Computer Sciences Corporation, 3160 Fairview Park Drive, Merrifield, VA. Just inside the Beltway at the junction of US 50 (VA) and the Beltway.

Desktop Publishing SIG—The time and place of the August meeting of the Desktop Publishing SIG has been changed because of a schedule conflict with MacWorld and will be announced later. September Meeting—1st Wednesday; PEPCO Auditorium, 1900 Pennsylvania Ave., N.W., 7:30 PM.


Ed SIG (Educational programs)—4th Thursday at the WAP office, 7:30 PM.

Excel SIG—3rd Wednesday; WAP office, 7:30 PM.

Fed SIG (Federal)—3rd Wednesday; alternates between Falcon Training Center, 1745 Jefferson Davis Hwy., Suite 502, Crystal City, and Apple Fed. Sys. Office, 1892 Preston White Dr., Reston, VA, 7:30 PM. Call Jim Manley, (703) 490-1034, to confirm location.

October

SU	M	TU	W	TH	F	SA
				1	2	3
4	5	6	7	8	9	10
11	12	13	14	15	16	17
18	19	20	21	22	23	24
25	26	27	28	29	30	31



Meeting Notices

Frederick Slice—2nd Saturday; at the library at 110 East Patrick Street, Frederick, MD, 10:00 AM.

Game SIG—1st Thursday; WAP office, 7:30 PM.

HyperCard SIG—currently dormant.

HyperTalk SIG—3rd Wednesday; at the Fairlington Community Center, 3300 South Stafford Street, Arlington, VA, 7:30 PM.

Mac Programmers—1st Wednesday; WAP office, 7:30 PM.

PI SIG (Programmer's Interface)—1st Monday, 7:00 PM (except for Monday holidays). Call Ted Meyer (703) 893-6845, for date, time and location.

QuickTime SIG—

Stock SIG—2nd Thursday; WAP office, 7:30 PM.

Telecomm SIG—2nd Wednesday, WAP office, 7 PM.

ThreeSIG—Generally meets quarterly on 2nd Saturday, WAP Office, 10 AM. For exact date and time, contact SIG co-Chair Dave Ottalini at (301) 681-6136.

UltraMacros SIG—(Newly formed SIG) monthly meetings at various locations and on various dates. Call Gary Hayman (301) 345-3230 for meeting details.

WAP General Meetings—Meetings are held the fourth Saturday of the month. We are looking for a regular meeting place with two meeting rooms; one holding around 50 people and the other around 250 people. Contact Beth Medlin at (301) 654-8060 if you know of a suitable location.

Notice: Anyone having information on changes to the WAP Calendar is requested to call the Managing Editor, Debbie Hoyt (703) 450-0714 or Beth Medlin at the WAP office, (301) 654-8060.

November						
SU	M	TU	W	TH	F	SA
1	2	3	4	5	6	7
8	9	10	11	12	13	14
15	16	17	18	19	20	21
22	23	24	25	26	27	28
29	30					

NOVEMBER

2 Monday
7:00 PM PI SIG office

4 Wednesday
7:30 PM Desktop Publishing SIG PEPCO
7:30 PM Mac Programmers office

5 Thursday
7:00 PM Columbia Slice call
7:30 PM GameSIG office

10 Tuesday

11 Wednesday
7:00 PM Telecomm SIG office
7:15 PM Databases (Mac) SIG CSC (Merrifield)
7:30 PM Board of Directors Meeting office

12 Thursday
7:30 PM Stock SIG office

14 Saturday
10:00 AM Frederick Slice Frederick
10:00 AM /// SIG office

15 Sunday
✿ Writers' Deadline—December Issue

17 Tuesday
7 PM -10 PM Intro to the Apple II GS, Part. 1

18 Wednesday
7:30 PM Excel SIG office
7:30 PM Fed SIG call
7:30 PM HyperTalk SIG Arlington
✿ Ad Space Deadline—December Issue

21 Saturday
9:30 AM Annapolis Slice

23 Monday
✿ Editors' Deadline—December Issue

26 Thursday
7:30 PM Ed SIG office

27 Friday
✿ Camera-ready Ads—December Issue

28 Saturday
8:00 AM AppleWorks SIG—Same as WAP meeting
9:00 AM WAP General Meeting—NOVA Annandale
Campus

30 Monday
7:00 PM Apple IIGS SIG Dolly Madison Library, McLean,
VA.

Notice

The monthly WAP Board of Directors Meeting has been changed back to the second Wednesday at the same time, 7:30 PM, and the same location, the WAP office.



The Hotline service is only for members of the WAP. Please do not call after 9:30 pm or before 8:00 am.

Macintosh

GENERAL

Art & Video
Nancy Seferian (202) 333-0126
Borland Products
Doug Ferris day only (800) 826-4768

DATABASE PROGRAMS

Fourth Dimension
Bob Pulgino (301) 474-0634
Peter Yared (301) 564-1560
FileMaker Pro
Tom Parrish (301) 654-8784
Mort Greene (703) 522-8743
Paula Shuck bef.10pm (301) 740-5255
Helix
Jim Barry to midnight (703) 662-0640
Harvey Levine (301) 299-9380
Double Helix
Paula Shuck before 10pm (301) 740-5255
MS-File
John Spencer (301) 730-1084
Mort Greene (703) 522-8743
Omnis 7
Jeff Alpher to midnight (301) 630-2036
OverVue
J.T.Tom DeMay, Jr. (301) 461-1798
Tom Parrish (301) 654-8784
Pro-Cite
Elizabeth Mangan (703) 750-2710

DESKTOP PUBLISHING

General
Jay Rohr (301) 655-0875
Freddi Galloway (V/TTY) (410) 268-5793
ReadySetGo
Jim Graham (301) 933-6873
Marty Milrod (301) 464-5981
Freddi Galloway (V/TTY) (410) 268-5793
PageMaker
Mort Greene (703) 522-8743
Quark Xpress
Ron Mann (202) 333-3409

GRAPHICS

General
Bill Baldrige (301) 779-8271
Jay Rohr (301) 655-0875
Adobe Illustrator
Ling Wong (703) 803-9109
Canvas
Bill Baldrige (301) 779-8271
Tom Parrish (301) 654-8784
MacDraw
Tom Berilla (301) 434-3256
Tom Parrish (301) 654-8784
John Spencer (301) 730-1084
ImageStudio
Mort Greene (703) 522-8743
Studio/I
Jamie Kirschenbaum evenings (703) 437-3921
SuperPaint 2.0
Mort Greene (703) 522-8743
VideoWorks
Mort Greene (703) 522-8743

PROGRAMMING

Ada
Harry Erwin (before 10 p.m.) (703) 758-9660
C
Harry Erwin (before 10 p.m.) (703) 758-9660

Fortran
Harry Erwin (before 10 p.m.) (703) 758-9660
Inside Mac
Jon Hardis (301) 330-1422
John Love (703) 569-2294
Pascal
Harry Erwin (before 10 p.m.) (703) 758-9660
Michael Hartman (301) 445-1583
SMALLTALK-80
Harry Erwin (before 10 p.m.) (703) 758-9660

SPREADSHEETS & CHARTS

General
David Morganstein (301) 972-4263
Bob Pulgino (301) 474-0634
Tom Cavanaugh (301) 627-8889
Excel
David Morganstein (301) 972-4263
Mark Pankin (703) 524-0937
Jim Graham (301) 933-6873
Dick Byrd (703) 978-3440
Bob Pulgino (301) 474-0634
Tom Cavanaugh (301) 627-8889
Paula Shuck before 10pm (301) 740-5255
Kirsten Sitnick (301) 750-7206
Mort Greene (703) 522-8743
WingZ
Kirsten Sitnick (301) 750-7206

TELECOMMUNICATIONS

General
Allan Levy (301) 340-7839
CompuServe
Michael Subelsky (301) 949-0203

WORD PROCESSORS

Microsoft Word
Marty Milrod (301) 464-5981
Harris Silverstone (301) 435-3582
Tom Cavanaugh (301) 627-8889
Freddi Galloway (V/TTY) (410) 268-5793
Kirsten Sitnick (301) 750-7206
ThinkTank-More
Jim Graham (301) 933-6873
Tom Parrish (301) 654-8784
Hebrew Word Processing
Tim Childers (301) 997-9317
Curt Harpold (202) 547-8272
Microsoft Works
Amy Billingsley (301) 622-2203

WordPerfect—Mac
Curt Harpold (202) 547-8272

MISCELLANEOUS

MacProject
Jay Lucas (703) 751-3332
Norbert Pink (703) 759-9243
HyperCard
Rick Chapman (301) 989-9708
HyperTalk
John O'Reilly (703) 204-9332
File Transfer
Mort Greene (703) 522-8743
Backfax
Mort Greene (703) 522-8743
HyperCard Scripting
Jamie Kirschenbaum evenings (703) 437-3921
Richard Kozloski (703) 352-1523
SoundEdit
Jamie Kirschenbaum evenings (703) 437-3921

General

Games-Apple II
Charles Don Hall (703) 356-4229
John Wiegley after 2:15 (703) 437-1808
IBM
Leon Raesly (301) 220-3113
Math-OR Applns
Mark Pankin (703) 524-0937
Modems-General
Allan Levy (301) 340-7839
Hayes Smartmodem
Bernie Benson (301) 951-5294
Practical Peripherals
Allan Levy (301) 340-7839
Prlnters-General
Walt Francis (202) 966-5742
Leon Raesly (301) 220-3111
MX-80
Jeff Dillon (301) 662-2070
Stat Packages
David Morganstein (301) 972-4263
Stock Market
Robert Wood (703) 893-9591
MS/DOS
Tom Cavanaugh (703) 627-8889
Dvorak Keyboard
Ginny & Michael Spevak (202) 244-8644

Frederick Apple Core Help Line

Please limit calls to reasonable evening and weekend hours and NEVER after 10 P.M.

Oscar Fisher (Frederick)	694-9237	A2, GS	Doug Tallman (Frederick)	663-3268	Mac
Dick Grosbier (Frederick)	898-5461	A2, GS, Mac	Scott Galbraith (Monrovia)	865-3035	A2, GS
Harold Polk (Frederick)	662-6399	A2	J. Russell Robinson (Hagerstown)	739-6030	Mac
Tony Svajlenka (Frederick)	694-6209	A2			

Annapolis Slice Help Line

Area Code 410 Call in the PM unless you have an emergency.

Mac					
Richard MacLean (Crofton)	410-721-8157	MacIIs	Bill Waring (Severna Park)	410-647-5605	Mac,Excel
Steve Toth (Edgewater)	410-956-6557	Mac+			
Bob Peterson (Crofton)	410-721-9151	MacSE			
Sandy Bozek (Annapolis)	410-974-6062	MacII,Scanner	Apple II		
Bill Arndt (Glen Burnie)	410-761-6997	MacII,CRABBS BBS	Seth Mize (Glen Burnie)	410-766-1154	IIGS,II+,III
Lou Sapienza (Crownsville)	410-923-3415	MacIIsi,Canvas	Louise Tanney	410-647-0875	IIGS, AW
Barry Conner (Annapolis)	410-573-7140	Mac Telecomm	Helen Hamerstrom	410-647-1720	IIGS, IIe,DTP,HS
Theresa MacGregor (Odessa)	410-551-5913	PowerBook, DOS	Manse Brouseau	410-757-5215	IIe,AW
Dick Stewart (Millersville)	410-987-2057	Mac+	Bill Derouin	410-647-0802	IIe,pc,AW,DB
			Dick Stewart (Millersville)	410-987-2057	IIc+

order, then I could just change the volume name in *SilverLining* and things should work just fine.

I did just that. I mounted just one volume in *SilverLining* and just that volume was booted. Whenever I mounted both volumes, I always got System 7.X because "e" comes before "i" in alphabetic order. When I changed the name of Sy.Seven to Sy.Sven, System 6.X came up because "i" comes before "v." Now I could get what I wanted, but I had to use *SilverLining*, which I felt was a pain for the rest of the people to use. I needed to do something easier.

I was staring at the two icons with nothing but the System 7.X finder up and changed Seven to Sven and did a reboot. Voilá, it worked. No need for the fooling around with the disk partitioning


software. If the Operating System you wanted didn't come up, just look at the disk icons and spell seven either Seven or Sven, depending on which operating system you wanted at the next startup, Seven for System 7.X and Sven if you would rather have System 6.X.

When I find a good Macro program, I shall use only one system and that will be System 7.X. I have it on my Classic; the wife has it on her LC II; and my daughter Patricia has it on her Classic (she was the first in the family to run System 7.X). We also have it on all of our other five Macs at my workplace.

Prevent Theft
of your



Macintosh POWERBOOK



- Easy to use
- No gluing or drilling
- ← Includes 5 ft. security cable
- No modifications to Powerbook
- Use with Powerbook open, closed; on or off.
- Home, office, hotel, or on the road.

Mention this ad to receive free carrying case.

PC Guardian
SECURITY PRODUCTS

(800) 288-8126

1133 E. Francisco Blvd., Ste. D, San Rafael, CA 94901
Fax: (415) 459-1162



Winner 1991 Fairfax County Chamber of Commerce "Small Business of the Year - Service" Award

MacHeaven®

(703) 968-8805

- Do you need MacREPAIRS ?
- Do you need MacREPAIR CONTRACTS ?
- Do you need MacRENTALS ?
- Do you need MacUPGRADES ?
- Do you need MacSOFTWARE ?
- Do you need Mac.....HARDWARE ?
- Do you need Mac.....NETWORKS ?

- Call MAC !**
- Call MAC !**
- Call MAC !**
- Call MAC !**
- Call MAC !**
- Call MAC !**
- Call MAC !**

**Get expert assistance + free pick-up and delivery.
What could be easier?**

The MacHeaven Guarantee: We Match Any Outbound, Radius, SuperMac, or GCC Dealer's Advertised Price and We Beat the Service!

MacHeaven, 14101 Parke-Long Ct., Suite G., Chantilly, Virginia 22021



APPLE II BYTS AND PYCES

by Gary Hayman

This is a regular monthly column which includes Apple II information of the hints, techniques, suggestions, helps, information, news, etc., genre. Information which may not, in itself, warrant a separate article in the Journal but would, nevertheless, be of interest to Apple II readers. You are asked to submit your hints, ideas and suggestions to me for monthly organization and publishing. You may do it via the TCS or direct mail to me at 8255 Canning Terrace, Greenbelt, Maryland 20770. Telephone calls to (301) 345-3230. Please note that this column is often submitted for publication 45 to 75 days prior to its appearance in print.

When is a Chair Not a Chair?

In previous columns, I have discussed the attributes of the Balins Chair - sometimes known as the Back Saver Chair or the Kneeling Chair. That's the strange looking chair where, by placing your knees on a support, causes your back to straighten while at the computer or desk, relieving tension on the back. I have also discussed those multi-adjustable ergonomic secretarial or computer chairs often sold in office furniture stores and promoted for their great back saving abilities. One chair I haven't discussed is the Nada-Chair.

Well, the Nada-Chair is not really a chair. It's a Nada-Chair. Back in 1986, when I first saw the Nada-Chair, I was so impressed that I picked up one of the originals at a

computer show. Perhaps you have already seen these interesting contraptions at similar shows or at home shows. The Nada-Chair is a wide padded belt about 18" by 7" that is worn at your lower back, around the hip-waist-kidney area. It has several adjustable padded straps that circle the knees and provide a "pulling" pressure to your lower back keeping you erect when you are seated and providing you with unbelievable comfort and support at the same time.

If you have passed by one of the Nada-Chair booths and not tried one on, you have missed an experience. After about ten seconds, you will be reaching for your check-book. The Nada-Chair keeps your spine erect even if you are seated in a stadium, on the grass at a picnic, or on the beach. You can't believe how much better you feel wearing one of these devices.

The newer model, which I picked up at the recent FedMicro show in Washington, has additional features over my original. It is considerably larger. The padded back area has been extended by 1" in width and 6" in length. There is now an added device called the Nada-Lock (or Knee Clip) which is designed to additionally relax the muscles on the inner legs. The new "chair" now folds and zips-up into itself, making a light portable pack weighing less than 12 ounces that you can easily carry to the concert, camping, fishing, beach, classroom, stadium, etc. There is another new

feature which acts to hold the Nada-Chair around your waist so that you can easily stand and then return to sitting with a minimum of adjustment to the device.

Do you want some comfort at your computer, no matter what chair you are presently using? Then I would recommend you give Nada-Chair a call and ask for some literature so that you can make a decision. I believe the current cost is between \$30 and \$40—depending upon where you get it. Nada-Chair is located at 2010 Como Avenue, SE, Minneapolis, MN 55414, Phone: 1-800-7BACK-UP. By the way, the Nada-Chair (device) has had its name changed several times, from the previously mentioned original, to the Nada-Chair Back-Sling, to the present Back-up by Nada-Chair. You ask if I would sell you mine? Nada chance!

America OnLine Mail Gateway

Beverly Woolf, writing on the ProLine system [pro-woolf] tells us about the expanded mail service available on America OnLine. With America Online's expanded mail service, you can send mail to and receive mail from, people on other online services. Just a few of the places where you can transfer mail are: CompuServe, AppleLink, AT&T Mail, and MCI Mail [GH: and ProLine Systems]. You can use the expanded mail service as much as you want, at no additional charge! The expanded mail system transfers mail using a computer network



named Internet. Internet connects thousands of businesses, universities, and online services, all over the world. Internet began in 1969 as a Defense Department computer network. Over the years it has grown to include research institutions and businesses. Through Internet, millions of people from all over the world, exchange information on a wide range of subjects.

With America Online's expanded mail service, you can send mail to and receive mail from anyone who has an Internet address.

How To Send Mail To Other Services

To send mail to someone on another service, all you need to know is the name that your recipient uses on the other service and the Internet "address" for that service.

You send mail to other services in the same way that you send regular EMail on America Online. The main difference is that you need to put the entire Internet address in the "To:" field on the "Compose Mail" screen. The Internet address consists of two parts:

- 1) The name that the person you are sending mail to uses on the other service, followed by the "@" symbol.
- 2) The Internet name of the service your mail recipient is using.

After both parts are put together, the address should be in this form: name@company.com

For example, if you are sending a piece of mail to someone at CompuServe, this is what you would put in the "To:" field on the "Compose Mail" screen: 12345.678@CompuServe.com

After you enter the address in the mail form, compose the text of your mail just like you normally would. Once you are finished, click on "Send Now," and your mail is on its way!

Depending on where your mail is

going, it can take anywhere from a few hours to a few days for it to arrive.

Your America Online Address

If there are people on other services who want to send mail to you at America Online, you will need to give them your mailing address. Your America Online address consists of your screen name, without blank spaces, followed by the "@" symbol and "aol.com." For example, the address for the screen name "Steve Case" would be: stevecase@aol.com

Abbreviated Addresses For Other Services

Normally, the company name is followed by a suffix describing what type of organization it is. For example, businesses use the suffix "com," educational institutions use "edu," military sites use "mil," and government offices use "gov." However, you can use the following abbreviations that we have created for some of the most popular services:

CompuServe Addresses

CompuServe addresses normally consist of five numbers, followed by a comma, then another three numbers. However, when sending mail from America Online to CompuServe, you need to change the comma to a period. For example, you would change the CompuServe address:

12345,678 to 12345.678

Mailing Lists

America Online does not support Internet mailing lists because of the large volume of incoming mail these lists generate. Therefore, please do not subscribe to any mailing lists using your America Online address.

Tips And Hints

- The "Attach File," and "Forward" options do not work when

sending mail to other services.

- The process that allows Internet to send an acknowledgement when your recipient reads your mail is not implemented at this time. Therefore, the "Status" option does not work when sending mail to other services.
- Outgoing mail messages cannot be longer than 32K.
- On the PC version of America Online, and Promenade, incoming mail cannot be longer than 8K. Any text beyond 8K will be truncated.
- On the Mac version of America Online, the Apple II version of America Online, and PC-Link, incoming mail cannot be longer than 27K. Any text beyond 27K will be truncated.
- America Online does not re-format incoming mail. This may cause the mail to look unusual, depending on the column width of the message.
- Your mailbox can hold no more than 75 pieces of mail at one time. Additional mail will not reach your mailbox.
- Any special characters will be translated as spaces.
- Because Prodigy is not connected to Internet, you cannot send mail to people there.

Being Taught About Teach

One of the TCS users had some questions concerning output of Teach documents to his Laser printer. He had been printing with less than satisfactory results until Kim Brennan helped by reminding him to check "condensed" when printing to avoid "tall text." Some additional questions were asked dealing with scaling factors, etc. Let's listen in...

Q: Go a little further on this one, Kim. The scaling factor—does it



shrink the entire page? Does it place the results in the middle or flush top left, leaving enlarged margins on the right and bottom?

A: The LaserWriter driver has only one scaling factor. It scales the whole page (both directions). It is a linear scaling factor (i.e. it's measurement is based on one side not the area of the page). The printed document begins in the upper left corner (as usual) according to the layout you requested.

Q: Does a 50% reduction leave you with a quarter of a page (4 x 5.5)?

A: Yes.

Q: Do the fonts get "munged" slightly?

A: No. Why should they? PostScript is device independent and has its own internal scale reference. When you tell PostScript to scale something it scales it mathematically and prints it out to the best resolution possible on the device (printer) being used for output. PostScript is not bitmapped, except when you are using fonts that are not PostScript. Bitmapped images (fonts, pictures or whatever) are scaled along with the rest of the printed page. Everything is still proportionally the same (i.e., if it were magnified, it would look the same as the unscaled printout...to the resolution of the printer).

Ruff Icons

Kim was in a helping mood and responded to Doug Ruff's Icon questions with the following sage information:

Okay, to further expound on this subject, since no one else has covered this recently....

Under System 6 Icons are stored in three locations:

1) Standard Icon files are in the Icons folder of any volume. These are the same type of Icons previously used under older versions of the OS. 2) The Finder's Resource Fork. The icons kept here replace the ones previous stored in Finder.Icons and Finder.Icons.X. These can be edited with a resource editor such as Genesis. 3) The Desktop file. This is a file normally stored in the •/Icons folder. This file consists of no data fork and all resource fork. Icons...and a path to a launching application are stored in this file. This file keeps copies of existing or previously existing icons. For example, you might have deleted the appropriate icon from your folder, but if it happened to be stored in the Desktop file it isn't gone. Further Information: An Icon file, whether resource based or in the older format, contains information about what Filetype this icon should be applied to and a host of other information (Auxtype restrictions, etc). It also can (but doesn't necessarily have to) contain information about what application to launch when this icon is double clicked. [A later message from Kim] Argh, no sooner do I save that message than I remember that there is one other place an icon might be under System 6.0. System 6.0 allows for a file to contain it's own icon (in the resource fork). I haven't encountered this yet, though I understand that Foundation (another resource editor) has its icon stored this way.

Tricking ProSel's Rename

I wanted to know how one could rename a volume using *ProSel 16*, which, on the surface, won't let you do that. Neil Laubenthal suggested a "work-around."

[Neil] Select Utilities, select Rename, select any file [in the volume you are interested in] and hit Re-

turn. When you get the New Filename prompt at the bottom of the screen, backspace over the volume name and type in the new volume name followed by return. This changes the volume name and presents a new Give New Filename message with the new volume name. Press Escape to abort the rename function, the volume name is now changed. Note that this only works if there is at least one file on the disk to select for renaming.

The President Wants to Know

Our President, WAP - that is [Lorin Evans], was asking for some information relative to a color monitor. Here are his thoughts and those of Terrence Wolfsen who responded:

[Lorin] I am looking for help identifying some peripheral equipment that came with a used IIC. Instead of the usual composite video monitor, there is an AMDEK model 600 monitor which has both composite and some form of RGB input. To connect the Model 600 to the IIC, is a box which connects from the RF modulator port on the back of the IIC (where you could connect the Apple supplied RF adaptor and go on to channels 3 or 4 of your television set) through a box marked "Video Number 7" to the RGB connector on the AMDEK.

Rumor has it that there was a disk that accompanied this RGB kit. I do not have it. Might anyone out there in etherland have it?

The video quality through the "Video Number 7" is terrible. I wonder if the missing disk has anything to do with making it 'better.' An even larger question is how can one take composite video and 'make it' RGBish. Or is any of this rubbish??? [In case you are not reading closely enough, Lorin just made a play-words. Very punny, Lorin.]

[Terrence] Lorin, I don't know if you saw my reply since it has disappeared. I presume it was lost in the

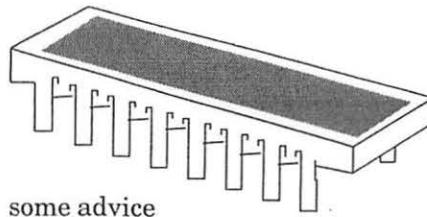


TCS crash so here it is again: Lorin, I have a similar configuration on my Apple IIc to what you describe, except that my AMDEK is a model 500. According to my operating guide, which includes specifications and descriptions of several AMDEK monitors including the 600, the 600 is a 640 x 240 RGB monitor which does not have a composite or NTSC mode. The video quality of RGB monitors through the Video-7 box from the IIc is quite variable depending on the software used. 80 column text such as in *AppleWorks Classics* should be clear. The Video-7 can be set to display text in one of four colors (green on black, blue on black, amber on black, and white on black). Many of the graphics screens generated by Apple IIc/e programs do not display properly on the RGB monitor unless the software was specifically designed for it. In my experience, *Publish-It!* works well, probably because it is displaying in monochrome. My manual shows a two position slide switch on the back of the AMDEK 600 that switches between IBM and Apple colors.

There were several versions of the Video-7 Apple IIc RGB interface. One has a ribbon cable at one end which connects to the IIc RF modulator port. The other end of the box has a DB9 connector for the cable to the RGB monitor's DB9 RGB input connector. The other version I am aware of is smaller, looks like the RF adapter, and mounts directly on the IIc port. Both apparently work the same way. The Video-7 that I have came with a demo disk on which were some AppleSoft BASIC double hires drivers that programmers could use, but these were of no help in improving the display of commercial programs. I hope this helps.

ROM Update

Terry Hill was using a ROM 0 Apple IIGS and I furnished him



some advice about having the "free" upgrade made, with some warning as how other users have been taken to the cleaners for this "free" upgrade to ROM 1.

"TERRY — WARNING!!!! Depending upon where you go, you may get a big stink from the dealer (I have received a lot of reports). They will give you such excuses as: ignorance, don't have the upgrade, can't get the upgrade, "it will cost you \$75" (remember it is free and they are obligated), "it will take two months to do it," etc. Go to your dealer, armed with Apple's 1-800-776-2333 Customer Assistance Center phone number. This Center is designed to resolve issues about Apple Policies, programs and products (from the 1992 Apple II Guide—p. 134).

The directions in the Guide say to "Contact the Service Department of your authorized Apple dealer."

Video Graphics Controller and IIGS ROM Upgrade. A new Video Graphics Controller (VGC) chip and a new ROM are available to upgrade Apple IIGS systems produced through mid-January 1987. The new Video Graphics Controller corrects video display problems that may occur in double high-resolution and standard text modes. The new ROM corrects minor bugs and provides enhancements for future software releases. It is required for Apple IIGS system software 4.X or later.—Above from Apple II Guide."

Terry later responded with the following: "Thanks for your advice on getting the ROM update. You were right. It took some hassling and some \$\$'s to get it done. Originally bought IIGS from Clinton

Computer, but they wouldn't even give me the time of day. Say they are now a different operation...the way they put it... 'we're no longer a retail outlet.' But, after visiting Micro Center Computers at Pan Am Shopping Center, Nutley St. in Fairfax, they got me an 01 version in two days. Charged \$43 for the chip and \$25 for installation. No that ain't great for something that should have been done for free, but they were quick, courteous and never once gave me one of those condescending, 'Oh, that computer is no longer in production,' approaches. Plus I got a coffee mug going out the door. Anyone wanna buy a nice unused coffee mug for \$68?"

Micro Center Follow-Up

Again from Terry Hill, "The continuing saga of my recent ROM upgrade at Micro Center. As you may remember, I was tickled to get it so fast even though I had to fork over a few bucks, but get this ... [a couple of] days ago I get a call at work and it's a "techno type" from Micro Center calling to see if (a) I was pleased with the service I had received at MC, and (b) if everything was working OK? Something's wrong here. Don't these people know that customer relations is passé these days? Anyway, it felt good to have someone other than a telemarketing type call."

It Stopped on a Rodime

Michael Robusto was having trouble with his Rodime drive and System 6.0 and asked a couple of questions on the TCS. Neil Laubenthal provided these comments:

"Michael, is the Rodime drive SCSI? If so, maybe it has some weird kind of format or something. I would copy all its contents to your 1.0 and then reformat under 6.0 from ADU, then recopy the stuff to it. About



installation:

"I wrote the [WAP] tutorial and my recommendation is not to install 6.0 over 5.04. Make a folder on your boot partition named /SYS504 and move the following folders/files from the root directory to this new folder: /System, Basic Launcher, Basic.System and ProDOS. Now as far as the installer is concerned there is no system on the drive. Do a custom install from the 6.0 install disk, installing all the options you want. After this is complete, move your INIT's, DA's, fonts and what-not over a few at a time; rebooting after each movement to make sure they all work. You will not have to reinstall ProSel, but you will have to twiddle with the 6.0 start file a bit. The 6.0 Start file is actually a small 3 or 4 block file that causes the system to run the program specified as the startup program in the SetStart CDEV. Upon initial installation, this program is Finder and it is in the /System folder named Finder. You can copy your existing ProSel.16 file (it is in the 5.04 system folder, probably named Start) over to the 6.0 System folder and name it ProSel."

"Now use the SetStart CDEV to make *ProSel16* the startup program. Alternately, you can delete the SetStart CDEV and the short Start program, name your existing *ProSel* file Start, leave the Finder named Finder and it will work properly (this is most likely similar to the way you currently have it set up). When you are all done, you can delete the /SYS504 folder. You will notice that Basic.Launcher has been done away with under 6.0; it is no longer necessary." [GH: An additional reminder to rename the old "Icons" folder to "Icons.5" or something like that so that you will not lose any important ones that you were maintaining under System 5.0.4. You can retrieve them at a later time by various techniques.]


Column Within A Column

The following is presented here, not only for its valuable interest but also to give you an example as to the contents of GENieLamp*, an on-line publication of GENie. Hopefully, you may want to investigate more of GENieLamp and GENie services.

Apple II and You

by Darrel Raines

[from the August edition of GENie Lamp]



The Future of Apple II Software

The text before you represents the first column of a new GENieLamp series on programming for the Apple II computer. However, this column will not be like any other that you have seen that went by a similar title. More on that subject later. I should introduce myself first. My name is Darrel Raines. I am also the author of the Computer Games article that appears elsewhere in this issue. You may want to refer to that column for a brief biography. For the purpose of a brief statement, I would say that I have many varied computer interests. One of those long term interests has been programming on the Apple II.

The next order of business will be to explain why I was interested in starting a regular series on Apple II programming. I have seen more columns about programming a personal computer than I can count. Most of them started with a bang

and then faded away before too long. That brings me back to why this series of articles will be different than any you have ever seen before. I want to cover a broad set of topics that will interest not only the hardcore programmer and the novice programmer, but also the person who has never diddled a bit before in his life. That means that we will cover more than just how to program. We will also cover topics such as how to select and use the software that you need.

If you have owned an Apple II computer for more than one year, you cannot have failed to notice the diminishing support for the computer from Apple Corp. I have been noticing it for about four and one half years now. My first reaction was one of anger and frustration. "How can Apple Corp. take my money spent on Apple II equipment and use it to shove Mac's down the throat of corporate America?" It has gotten worse over the last several years. After a while, my anger gave way to reason and I have been a happy camper for the past few years. As long as my computer does what I want it to do, I will remain content and enjoy what it can do. This seems to be much more productive than sitting around hating Apple for abandoning the II line.

One of the reasons to stay happy is the introduction of some new software products during the last few months: two of note are Apple System Software 6.0 and *Pointless* (by WestCode). Granted, Apple Computer will not be doing any more software updates for the II line. That just makes this last gasp effort at product support that much sweeter. Seven Hills has a few new releases and Q-labs has some new updates and products. All of these sources are nice, but they do not represent the future of Apple software. And that subject is the one I



want to focus on for this first article.

"Where," you may ask, "do you expect future Apple II software to come from if it is not from these companies? Do you expect it to grow on trees?" I have been accused of being a raving optimist, but I am not quite so bad as to expect software to magically appear. The question still remains: What company will be the source of most future Apple II software? The answer lies at the other end of your modem. Have you played Solitaire, Euchre, or Gin Rummy with your computer lately? Have you ever printed a text file in multiple columns on your wide carriage printer? Have you sampled the power of a relational database with a sophisticated report generator? If you have done any of these activities or thousands more just like them, then you know where to look for future software. ShareWare and FreeWare are the future of Apple II software.

I need to be absolutely clear here. I do expect to continue seeing some commercial software appear during the next several years. I applaud the efforts of the remaining Apple software companies and will try to support them through the purchase of their products. However, these developers cannot hope to provide the Apple II users with the variety of software that we have become accustomed to over the last few years. Too many of the various software manufacturers have moved over to Mac and IBM products. Beyond this fact, I believe that Apple II users will need more and different applications than can be produced by what is left of the supporting software industry. On the other hand, I have seen more powerful ShareWare programs over the last two years for the Apple II computer than I ever thought possible. The part-time and leisure-time programmers have put together some very nice products.

One of the reasons that I believe ShareWare to be our future is the continually decreasing use of the Apple II computer in school systems. The majority of software purchasers will soon be the home computer owner. The home computer owner does not traditionally buy as much software as the school or business user. Again, this points to a reduced commercial market and an increased informal distribution system. Most home computer users are not too excited about spending a lot of money on a product that they have not seen in action. ShareWare offers them an opportunity to try before they buy.

Of course, the good news about this situation is that GENIE users are in a prime position to receive new software straight from the producers. You are already aware of the fantastic benefits available to you by simply logging into the Apple II Library and browsing through the latest uploads for your computer. Any of these potential gems may be yours for the price of a download. Over 19,000 separate files have been placed in the Apple II Library area. Most of these files are still available and offer a rich variety of software for you to choose from.

If my analysis about software production is correct, the users of Apple II software have an unprecedented chance to shape their future computer use. Most of the ShareWare authors that I know have a common problem: What program do I write next? You might be surprised by how many programmers are willing and able to write good software, but who do not have a specific goal in mind for a project. This situation lends itself well to a productive cross-fertilization between software users and authors. I propose that this problem can be alleviated with some simple communication between the two groups. Like most problems, once it is un-

derstood, the solution can be achieved without too much trouble.

In my next article, I want to address the issue of how to get these groups together. We will discuss a number of different ways to develop synergy between them. If I am correct about the future of Apple II software, then it is in everyone's best interest to keep the ShareWare authors busy producing software that we want to see and buy. In future articles I will discuss how programmers can use the resources available in the A2Pro area to develop software that people want to buy. Until we get together again, why don't you sit down and register your favorite piece of ShareWare. You may just help insure your computing future.

*[*Required statement when using GENIE/Lamp material: "(c) Copyright 1992 T/TalkNET OnLine Publishing, GENIE, and the GENIE Computing RoundTables. To sign up for GENIE service, call (with modem) 1-800-638-8369. Upon connection type HHH. Wait for the U#= prompt. Type: XTX99368, GENIE and hit RETURN. The system will then prompt you for your information."]*

The author is currently Chairman of the AppleWorks and Apple IIGS Special Interests Groups and is the organizer of the new UltraMacros SIG. He is published frequently in the Journal of the Washington Apple Pi. He is also a Beagle-Quality "Buddy," a Seven Hills "Partner" and a TimeWorks "Ambassador" for the WAP. Professionally, he is a Certified Hypnotherapist in private practice in McLean, Virginia and does part-time Apple II family computer application programs consulting and teaching. His latest software program, THE MAGIC FILE CABINET is presently selling internationally.



Profile of Alan Bird, Legendary Apple II Software Developer

[The following interview with Alan Bird appeared in *GEnie Lamp*, the new online publication on *GEnie*. It was submitted for our enjoyment by Phil Shapiro.]

Can you tell us a little about how you first became interested in the Apple II?

My introduction to the Apple II came from Mark Simonsen who is now the owner of Beagle Bros. He and I became acquainted while seniors at Brigham Young University and then went on to work for GTE Network Systems in Phoenix, Arizona. The first time I had ever used an Apple was when Mark went on vacation for two weeks and asked me to baby-sit his Apple II Plus. I really had a lot of fun with it.

Can you recall any anecdotes from your first forays into computer programming? When did you first realize that you'd like to make a career out of programming computers?

At BYU I had a hard time declaring a major but was leaning toward accounting. One of the required accounting courses was an introductory computer programming class. We were programming in FORTRAN on IBM 360's using punch cards. We would type in one statement per card on a huge punch-card machine, take our stack of cards to a card reader where we normally had to stand in line for our turn, submit the job and wait for a printout. Then it was back to the punch-card machine to fix bugs. My back pack was always full of stacks of cards held together by rubber bands. It's hard to believe it now,

but I actually enjoyed this much more than I did my accounting classes.

Please describe your educational background and how you came to work at Beagle Bros. Was Bert Kersey still there when you joined the company?

I finally declared Computer Science as my major when I was a junior and finished the entire program in two years. Several times I took a course and its prerequisites simultaneously in order to finish quickly.

After graduation, I went to work for GTE in Phoenix designing telephone switching systems. It was there that I got to know Mark Simonsen quite well. Mark wrote a program called *Flex Text* which he sent to Beagle Bros. Bert Kersey was the owner of Beagle Bros and he decided to sell it and soon after invited Mark to come to San Diego to take over tech support so Bert could get off the phone. After Mark wrote *Double Take*, he was making enough off his royalties that he wanted to get off the phone, so he asked me to come take his place. I jumped at the opportunity.

Bert was still running Beagle Bros out of his house. I worked at home in our apartment where Beagle Bros would forward the calls. The business got to the point where they couldn't fit it into their house anymore, so when they got an office, I actually commuted to work.

After about two years, I was fired from Beagle Bros by Bert's wife over a policy dispute. By this time, however, I was making enough off the royalties from my programs that I didn't need the job anymore. It was actually a great opportunity because

from *GEnie Lamp*

Mark Simonsen and I decided to start our own company which we called Software Touch. We did surprisingly well with that company and after about two years, Mark became interested in buying Beagle Bros. I had become a little frustrated at Software Touch because I would go months at a time without programming because we had to spend so much time running the business. This was another great opportunity, so I went home to program and have been doing that ever since.

Over the years you've independently created or contributed to some Apple II classics: the Beagle Compiler, Program Writer, the TimeOut kernel, AppleWorks 3.0, InWords, and Pointless. Which of these do you consider your most inspired work? Which required the most creative programming work?

Most inspired: *TimeOut*. Most creative programming: *Beagle Compiler*. Most difficult to develop: *InWords* (by far). Most successful: *QuickSpell*.

Program I wrote that I use the most: *Program Writer*. Program I wish I didn't have to claim writing: *Fatcat*.

Who do you consider your mentors? What about them do you admire most?

I would have to say first and foremost, Bert Kersey. He was a lot of inspiration and helped me get started. Without him, I never would have been able to do this work which I love so much. Others that I have greatly admired are Steve Wozniak (for obvious reasons) and Bob Lissner (author



of *AppleWorks*). *AppleWorks* is the best-designed, best-written program I have ever seen.

What are some of your favorite books? Favorite authors?

Unfortunately, most of what I read is technical manuals and computer magazines. My wife, however, is an avid reader and is very much into Agatha Christie and Star Trek, The Next Generation books. I have greatly enjoyed some of her Star Trek books.

Are there any Apple II programming utilities you use on a daily basis?

I have always used the Merlin assembler. For *AppleWorks* 3.0 and *Pointless* I used the MPW cross assembler (on the Macintosh). I use *GSBug* for debugging and have recently been using *Nifty List* quite a bit. For the occasional BASIC programming I need to do, I use *Program Writer*.

Jean-Louis Gasse, former Apple executive, once remarked that: "Programming in BASIC is dangerous to the mind." Granting that this statement involves poetic exaggeration, how much underlying validity do you think there is in the statement?

BASIC has weaknesses when compared to more modern structured languages, but I wouldn't agree with his statement at all. BASIC is easy to learn and is great for turning out quick-and-dirty solutions when you don't have a lot of time. It is not good, however, for writing large applications. It's biggest strength is that it is interpreted instead of compiled so that changes to the program are instantaneous and you can run the program immediately after making a change.

AppleSoft BASIC's biggest weaknesses are variable names significant to only two characters and no ELSE statement.

Where do you see personal computers going in the next five years? Ten years?

The biggest change will be portability. Hand-held computers will go with us where calculators now go.

What accomplishments are you most proud of?

I would have to say *TimeOut*. It gave me and several other programmers the opportunity to let *AppleWorks* do almost anything. I don't think I've seen any other program with so many add-ons as *AppleWorks* has had.

TimeOut started out as a tool I was writing to make it more convenient to use Mark Simonsen's *FontWorks* program. His program allowed you to print *AppleWorks* documents in various fonts. The biggest complaint we received from customers was that it was inconvenient to save the files, quit *AppleWorks*, run *FontWorks*, print the files, and then restart *AppleWorks*. From my work with *AutoWorks*, I knew the insides of *AppleWorks* quite well and was looking for a way of temporarily interrupting *AppleWorks* so we could run *FontWorks* (that is sort of where *TimeOut* got its name). What I stumbled into was a way of seamlessly adding virtually any utility into *AppleWorks*.

After working at Beagle Bros for several years, you co-founded WestCode in 1990. What led you to decide to start this publishing company?

Actually, *WestCode* was started by Rob Renstrom and John Oberrick—two good friends from Beagle Bros. Since Mark and I dissolved *Software Touch*, I have always been self-employed and worked as an independent.

Can you tell us a little about the types of things you like to do for fun? (Speaking of "non-computer" fun, here.)

I enjoy running (I run 10K races during the summer), gardening, going to the San Diego Zoo and Sea World with my family, reading to our children, skiing, water-skiing, motorcycles, etc.

You've succeeded so well as a software developer, Alan, do you have any aspirations to move on to hardware design? Do think microcomputer hardware can still be designed by a solitary designer these days?

No. Software is much more fun.

As a person who has produced a great deal of creative output, can you share with us any thoughts you might have on the nature of human creativity? Any insights on ways to nourish the creative spark?

I think one of the most valuable parts of my career is the years I spend on the telephone as technical support at Beagle Bros and *Software Touch*. It gave me the opportunity to talk to customers to see what they were doing with their computers and to listen to their complaints about ours and other company's software.

The two most important things about software development are: 1) choosing a program that has a market—a program that people have a need or desire for—and, 2) to write it so that it is easy and convenient to use. Both of these require that you look at things from the customer's perspective. Creativity for me means putting myself in my customer's shoes and imagining what they would want.

For some reason, many of my creative thoughts come while I am taking a shower. Too bad I can't shower all day.

Reprinted with permission from GENie Lamp, the new online publication on GENie. Volume 1, Issue 6. (c) Copyright 1992 T/TalkNET OnLine Publishing, GENie, and the GENie Computing RoundTables. For information about GENie, call 1-800-638-9636 for a free brochure. To sign up for GENie service, call (with modem) 1-800-638-8369. Upon connection type HHH. Wait for the U#= prompt. Type: XTX99368, GENIE and hit RETURN. The system will then prompt you for your information.



Apple II Walkabout

by Seth Mize,
WAP Contributing Editor

In August, Grace Gallager gave a three part series of tutorials on *AppleWorks Classic 3.0* for the Annapolis Slice of the Washington Apple Pi in Severna Park, MD. Grace not only gave a great presentation, but she also brought along enough extra computers to make it easy for new users to learn *AppleWorks* and not worry about bringing their own computer. Her choice for the demonstration was her IIGS, but her choice for student computers was the little IIC+.

I brought along my own IIGS for one of the students. I could have saved about thirty minutes and had a lot less trouble with a IIC+. Setup takes about two minutes if you are slow. And you don't have to make any extra trips when it comes time to put it in the car.

I learned that a IIC+ is faster than a stock IIGS (4 MHz vs. 2.8 MHz). If you want more speed you can add a ZIP chip. With the built-in 3.5" disk drive it is perfect for running a small business with *AppleWorks* and *DB-Master Pro*. For people who don't need the graphics and sound of the IIGS, but want raw computing power, Apple never made a better II than the IIC+. The IIC+ has a better keyboard (feels better) and an improved serial port. There are also more openings for ventilation and it can use dumb 3.5" disk drives. The lack of slots is no problem. Everything you normally add on to a IIE is built in except slot 7. A IIC+ with a

built in SCSI port would really have it all. A used IIC+ with 1 MB of RAM and a green screen monitor can be had for about \$200. Or you might get one free from your local bank if you make a big deposit. (Note: Our next WAP Garage Sale is in December.)

There has grown a vocal group of Apple users who feel that they could design a better, faster, and more complete system than that which has been produced for sale by Apple Computer, Inc. One of the most knowledgeable programmers and the author of *TimeLord*, one of the newest games for the IIGS, has stepped forward as the man to finally build a better Apple than Apple.

Over the last few months, there has been a flurry of messages about Burger Bill and Project Avatar. In June of '92 Burger Bill, AKA Bill Heineman, offered to send a five page programmer's guideline booklet on how to program current Apple II and IIGS applications so that they will work on the Avatar.

The new machine is and is not an Apple II. Burger Bill will not disclose any more information during the patent search period unless he has a non-disclosure agreement with you.

By the end of June, he released the following proposed capabilities of Avatar: Resolution of 640 X 480 X 256 colors and just about any other resolution desired within the limits

of Video Ram. Burger Bill says Avatar can have 1024 X 768 X 256 but only 640 X 400 maximum is allowed for NTSC monitors. If you have a Multi-Sync or Super VGA monitor, then you can use the 1024 mode. If you are using a composite monitor or are recording your video onto a videotape, then 640 X 400 "Interlaced" is the maximum. Avatar is designed to plug into VGA monitors.

Clock Speed of approximately 10 MHz for 65816 and 65c265. Audio provided by an Ensoniq 5530 chip with 512K RAM or perhaps not. CPU chips 65c816, 65c265, and TMS34010 are planned for use. An IBM AT 101 Key keyboard, IBM Serial mouse, JoyStick Port for IBM Joystick, Floppy port for IBM 5 1/4 and 3.5, IBM IDE AT type Hard Drive and SCSI card. An IBM mini power supply and several cases to choose from.

The base memory for Avatar is difficult to explain. But 4 MB for the IIGS side is the minimum. And some kind of multitasking is planned. In the future there would be Avatar boards to replace the IIGS motherboard or plug into an IBM style case.

Who would buy an Avatar, the Super IIGS? Well, there are a lot of programmers out there who say they will. There has been some talk about sending in \$30 donations to build the \$10,000 prototype Avatar. Changes continue to be made to the



original plans and no one knows what the future holds for Avatar.

One enthusiastic supporter of Avatar suggests that he really has to go along with the Burger logo concept. The Burger would be complete with a bite taken out of it and feature layers of green for the pickle, red for the catsup, dark brown for the burger, yellow for the cheese, and light brown for the bun. He also thinks that the Burger Logo would properly represent a computer company that can produce a serious product, yet still see humor in the world, while lampooning Apple at the same time. He says: "Can't you just see the ad with Newton sitting under the Apple tree holding up a hamburger with a bite out of it?"

Mouse Buddy Wrist Rest

As I was looking around the Fed Micro Show at the DC Convention Center, I found one item that really struck my fancy. A Mouse Buddy Wrist Rest soft foam pad with a super-slide base for easy tracking while resting your wrist. It attaches

to your mouse with Velcro and can be ordered with your own logo on it. I almost like using my mouse now. Blank Mouse Buddy Wrist Rests are \$4.50 each (minimum order 36), and with four colors, they are \$4.98 each (if you order 5,000). They also have a Keyboard Buddy Wrist Rest and mouse pads. Call Computer Expressions, Inc., at 800-443-8278 or write them at 4200 Mitchell Street, Philadelphia, PA 19128-3593.

I attended a very good presentation of new goodies for GSOS 6.0 written by Bill Tudor at the June Maryland Apple Corps IIGS SIG meeting. [Note: Bill Tudor is our guest speaker for our November WAP General Meeting.] Bill Tudor's ShareWare programs are: *AlarmClockNDA, Blanker, BRAM-Checker, CDev.Alias, Hot-Keys, IconAppChecker, Init-Master, KeybdExtender, MoreInfo, Solitaire, SuperDataPath, SysMemUse* (which includes CPU use and Memory use NDA's).

Bill said that his *Icon Checker*

was not completed since the new GSOS 6.0 handles icons differently. It does still work on System 5.04 icons that you may be using with System 6.0. He also mentioned *QuickLaunch, Express* and *WordWorks Pro* that he and Soft Disk have developed. Bill Tudor can be reached at 3925 Greencastle Road, Suite #108, Burtonsville, MD 20866. His telephone number is (301) 890-5414.

P.S. Scott Gentry demonstrated a new card for hand scanners at the Jemicy School for the September meeting of the Maryland Apple Corps IIGS SIG. Their IIGS SIG Chairman, Cletus Heaps, hopes to have Dr. Bill Basham when he has a new *DiversiTune* program to demo. I've been told that Dr. Basham works at Johns Hopkins Hospital in Baltimore.

[Seth Mize is a IIGS owner with a basement full of Apple III's and an Apple II Plus. He is related to a Mac SE/30 owner. He is one of our Apple II Editors and the Annapolis Slice Apple II programs Chairman]

Alphabetic Index to Advertisers

AllNet Service Center	79	Mac Upgrades	Cover 4
Booz-Allen & Hamilton	79	Multisoft Resources	29
B.O.S.S./MacTemps	9	PCGuardian	43
Computer Age	6,7	Publishers Service Bureau	Cover 3
8th Street Graphics	10	Random House	1
FC Business Systems	16	Severn Graphics	26
Laser Print Business Center	37	Supply Line	35
MacHeaven	43	TCS	16, 17
MacSpecialists	33	WAP Gen. Mtg. Map	Cover 2



How Apple II Computers Are Being Used for Cognitive Therapy

by Phil Shapiro

From the time when computers were introduced into schools about a dozen years ago, teachers have had an opportunity to watch closely how students interact with these wondrous machines. It's no great surprise that computers have been seen to assist intellectual growth. But what is surprising is how computers can help boost student self-esteem and self-confidence.

As students interact with computers, they are given constant feedback on their current progress. With well-designed educational software they can almost feel their minds growing. As students develop a mastery of several educational computer programs, their sense of self-esteem and self-confidence naturally rises. Thus, the very act of interacting with computers may change a student's sense of self.

If, then, computers can help strengthen the self-image of schoolchildren, shouldn't they also be able to strengthen the self-image of other people, as well? This very question was asked and answered by occupational therapists at St. Elizabeth's Hospital, a publicly-funded psychiatric hospital in Washington, DC.

About eight years ago the hospital bought two Apple IIc computer systems for use by staff and residents. Along with the computers they also purchased a wide selection of educational computer software.

The aim of the computer project was to bring residents to the computer lab in small groups, giving them the opportunity to interact with both the computers and with one another. Suzanne Pickering, the occupational therapist supervising the computer project, explains that the residents take a strong interest in working with the computers. The software engages their minds, providing a welcome intellectual stimulus within their daily routine.

Pickering further explains that the nature of the software program being used seems less important to the residents than the fact that they're just using the computer itself. Residents of the hospital take pride in simply sitting at the computer and using whatever software is available. Yet choosing which software to use with the residents is no easy decision.

The two categories of software most often used are drill-and-practice software and creative expression software. In the drill-and-practice category are the math, spelling, geography and problem-solving games most frequently used with elementary and middle level students. In the creative expression category are programs such as *Print Shop* and *AppleWorks*.

Pickering explains that her objective is to get the residents quickly involved in a computer activity that's not overly complicated. While the residents have great enthusi-

asm for using computers, their attention spans are not always long. For the maximum beneficial result, residents need to be given software that allows them to achieve actual, demonstrable success within the first few minutes after booting the program. The programs need to coax them along to greater and greater challenges, all the while giving them positive and encouraging feedback.

The goal is to produce small intellectual fireworks in their brains as they develop greater and greater skill at a given cognitive activity. The object is to facilitate and encourage the growth of new neural links in their minds. An interesting analogy is offered by Pickering.

Just as doing sit-ups can help strengthen lower back muscles, so too can doing cognitive drills help strengthen a person's sense of self. And once a person's sense of self is strengthened, once they have a stronger and renewed sense of their own being, a positive spillover effect results. By strengthening one group of mental muscles, the spillover effect strengthens them all.

In terms of the creative expression software, the goal of the project is to reinforce their self-concept as artistic creators. A simple *Print Shop* sign serves as visible proof of their creative powers.

To help celebrate the residents' creativity, the walls of the computer lab are adorned with their handiwork. What started as a small



computer lab has grown to become a small art museum as well. Extra printed copies of their creative work are given the residents to show others.

Sadly, the popular *Print Shop* software has been missing for over two years. (The residents were using the original *Print Shop* software, with its easy menus and interface.) Keeping software secure in an institutional setting is always a serious challenge.

The hospital staff has been talking about new software they'd like to add to their collection. High on their wish list is the *Children's Writing and Publishing Center*. With limited funding for the project, software purchases are made very carefully.

When asked how other Apple II users might be able to support this interesting computer project, Pickering commented that the hospital could really use another copy of the original *Print Shop* disk. (The *New Print Shop* might present too many confusing options, and disk swapping, for the residents.) Other items on her wish list include standard computer supplies: floppy disks, ImageWriter ribbons, and disk storage cases. Donations to the hospital are all tax deductible, Pickering hastened to add.

In discussing the great potential for success in this project, Pickering mentioned that she's interested in hearing from occupational therapists in other cities who might be doing similar work. It makes sense to share ideas and experiences in this fledgling new field of mental therapy.

The operations of the human mind remain one of the great mysteries of all time. Yet you need not be a neuroscientist to realize that computer-assisted cognitive therapy may have long-lasting positive effects for those suffering from

mental illness. If the sole result of these computer interactions is to bring an intriguing new focus of interest into these people's lives, that alone can make this project worthwhile.

Somehow, I suspect, this project will accomplish much more.

Contact

Suzanne Pickering, Occupational Therapy
St. Elizabeth's Hospital
2700 Martin Luther King Ave., SE,
Washington, D.C. 20032
Phone: (202) 373-6901 and (202) 373-6909.

Recommended Reading

Turkle, Sherry. *The Second Self: Computers and the Human Spirit*. New York: Simon & Schuster, 1984.

Shapiro is the founder of Balloons Software, a new Apple II educational software company. He can be reached at: (202) 244-2223, or via electronic mail on GENie at: P.Shapiro1; on America Online at: pshapiro; and on Internet at: pshapiro@pro-novapple.cts.com

Reprinted with permission from GENieLamp, the new free online publication on GENie. Volume 1, Issue 7.

(c) Copyright 1992 T/TalkNET OnLine Publishing, GENie, and the GENie Computing roundtable's. To sign up for GENie service, call (with modem) 1-800-638-8369. Upon connection type HHH. Wait for the U#= prompt. Type: XTX99368,GENIE and press Return. The system will then prompt you for your information.

Apple II General Meeting Agenda for 9/92-6/93

September: Word processing on the Apple IIc and IIe with *BeagleWrite*. Presenters: Grace Gallager and David Jernigan.

October: Navigating on GENie and AOL. Presented by Phil Shapiro.

November: A look at System 6.0.1 (if released) with Neil Laubenthal. Bill Tudor will demonstrate several of his software programs.

December: Garage Sale. See Journal for time and location.

January: Moving graphics from one program and format to another. Presenters: Ron Evry, Sandy Hart, Bob Gursky and Diana Pavey.

February: Using your Apple II to control devices at home. Plus, the repair guys will offer a new Apple II maintenance tutorial.

March: Printers. Try a dot matrix, ink jet, and laser with *Pointless* and see why it isn't.

April: Scanners. Demonstrations and applications by Gary Hayman.

May: Desktop publishing. *Publish.It.4!* will be presented by Grace Gallager.

June: Garage Sale. Your chance to get what you missed in December.



On the Trail of the Apple III

by David Ottalini
Apple III SIG Co-Chairman

Superdrive Project—Those of you who get on the TCS know that Dave and Joan Jernigan have been spearheading efforts to get a driver written for the new 1.4 MB Superdrive that was recently released for the IIe and GS. It's the same drive that Mac folks have and are able to use to read and write Mac, ProDOS/SOS, MSDos and other formats. Dave and Joan primarily want to use the drive for backup purposes and they enlisted On Three's Bob Consorti to write the driver. As they recently indicated on the TCS:

Backing up with a 1.4 MB drive has to be a lot more fun than 5.25 or even 800K. Bob says the card will transfer between machines if you don't want to buy one for each. We'll be writing reviews on several machines with the 1.4 once we get them into our hands (anyone want to volunteer to do one for the Mac?).

The only hitch to all this was that for Bob to write that driver, he needed the actual drive and interface card. So with the help of WAP President Lorin Evans, we've managed to procure a card and drive at prices that won't break the bank. Some members have contributed funds towards the project and your SIG contributed \$100.00. According to the Jernigans:

Once we know for sure the thing works on the three, we'll get the word out. At that point, we can furnish the donated funds towards a drive and controller card for the

club or redistribute the donations back to the donors.

This will be a primary topic at our SIG meeting September 12, so watch this column next month for an update.

More On Go Back

As I mentioned last month, On Three's new *Go Back* backup utility is now available. Recently on CompuServe, Bob Consorti had some additional information about the program that I'd like to pass along to you now:

Go Back III is finally ready. After several years of procrastinating, a month ago I started in on the *Go Back* program I've been teasing everybody with for quite a while. Many long days and nights later it was completed.

Go Back is the one program that every Apple III owner with a hard disk must have. As many of you are painfully aware, Apple's backup program (*Backup III*) is slow and gives you a false sense of security because the backups it makes are usually bad and you don't know until you try to do a restore and get the infamous "Internal Program Error" message.

Go Back III is written entirely in assembly language and has been optimized by yours truly to be as fast as can be. An example of *Go Back's* superior speed is in contrast to *Backup III*. On a 676 file backup, it took *Backup II* 1:41 to create the table of contents and *Go Back* only

six seconds. *Backup III* took 4:30 to update the directory at the end of the backup (clear backup bits) and *Go Back* did it in seven seconds. Actual backup time to disk in *Go Back* took about two-thirds of the time *Backup III* did (9:42 vs 14:32).

On average a backup with *Go Back* takes less than half the time as it does with *Backup III*, a tremendous time savings—and you can be assured that your data is secure. I've run *Go Back* through tests that make *Backup III* turn belly up and moan in agony and *Go Back* has come through with flying colors. The backup/restore options are complete and very powerful and I think you'll like my new file selector (like the one in DDF3) because you can select any combination of files anywhere on your disk at the same time. You can backup files in any sub-directory all at once - just pick and choose which ones you want. Combined with the directory/file optimizer that's built into the restore portion of the program, *Go Back* will make backing up something you want to do!

There's a new procedure for ordering from On Three that I was made aware of after completing last month's column. Send your order by mail to:

On Three
c/o Joe Consorti
1174 Hickory Ave.
Tehachapi, Ca. 93561



We're also being asked to make checks out directly to Joe Consorti instead of On Three. The price for *Go Back* is \$69.00. By the way, why does Bob continue supporting our III after so many years? He put it this way, "I like being a big fish in a small pond and Apple III folks have treated me very well over the years, that's the reason I spent the hours finishing my last two Apple III projects."

Experiments

I'm always trying to find out if we can push our III's a little bit here or there. Recently I discovered something you may well find interesting. On Three has a driver for the Central Point Software 800K interface card and driver. But I wondered if it would work with the Laser card and Laser-brand 800K drive (which are fairly inexpensive).

The answer is a resounding "yes." In fact, I discovered that you can also run an Apple II 5.25 drive off that Laser card as well (the card has two ports, which the On Three driver calls .U1 and .U2).

Bob Consorti says later versions of the Laser card may not support the 5.25 drive, but it's worth a try since Apple II drives are plentiful and cheap, as are clones. I would also assume this would work with the older 400K drives, which you can also purchase very cheaply these days.

New Sign

Paul Campbell is throwing kudos to Dr. Al Bloom's update of his program (3GRX.29) and had these comments recently on the TCS:

The new version of Sign is on my hard drive right now. It works so well that it should be hanging in an art gallery somewhere. Every feature that I wanted has been perfectly incorporated in this new version. I went ahead and deleted my

macros that converted the old banners without any regrets.

The following vendor called the Managing Editor and told her that his company, B&R Computer Services, does repairs on all types of Apple computers: Apple II's, Apple III's and Macintoshes. The address and phone number are:

B&R Computer Services
P.O. Box 7195
San Diego, CA 92167
(619) 225-8281

III Users


Ever the one to throw names around, Paul also announced recently that another Very Famous Person has decided to become a SARASaur:

"Thought that I would mention this; Author/Musician/Composer/

Playwright Elrea Dodds has decided to purchase a computer system. Her works have been accepted internationally and also performed locally here in Detroit at such places as the Paul Robeson Theatre and Orchestra Hall. She has ordered a 512k Apple III with 20 MB hard drive, *Slectr III*, *EZP*, and *Word Juggler*."

She joins a long list of VFP's who owned III's at one time or another including columnist George Will, Pete Rose, writer Rob Swigart, and musician Herbie Hancock. Wonder if Ms. Dodds would be interested in joining WAP. Finally, I continue my quest for hard-to-find Apple III software. If you have something interesting that you think ought to be in our PD, give me a yell. Otherwise, have a happy Halloween and we'll see you next month.

PIPOWER





Macintosh Disk Library: New Disks - Phase Two

by Dave Weikert

There are 27 disks this month; all are the result of the Mac Disketeria Reorganization. See the individual headings for the list of revised and new disks. We also revised Mac Disk #00.01, the Mac Catalog list of files. Descriptions of the revised and new files are included below.

Errata

Last month the disk titles for the Anti-Virus Utilities were listed as 1.01F through 1.03F instead of 1.01G through 1.03G. The Macintosh Library Order Form was a repeat of the one in the August Journal instead of the updated one. Use the Disk Order Form in this month's Journal for ordering any new disks for August or September.

Save Big Bucks

We are continuing our special offer on Mac disks to reduce the inventory of disks during the planned Disketeria reorganization. For the months of August and September, any of the disks previously in the library will be available for \$2.50 each if you buy ten or more. If you purchase by mail, the standard postage and handling fees also apply. Take advantage of this special offer while supplies last.

Note! This offer does not apply to any of the disks that were issued last month, this month or that will be issued in the future. This offer applies to the disks that are listed on the *Macintosh Library Order Form* in the August '92 and earlier

Journals.

Disketeria Reorganization

We are continuing with the major reorganization of the Macintosh Disketeria. When finished, the Mac Disketeria will include two libraries: a current library that will be available at meetings and at the office and an archive library which may only be ordered through the office. The current library will include programs mostly from 1989 and later. The archive library will include older files and some recent files with limited demand. The new Disketeria Catalog, now under preparation, will include program notes for the current library only; if space permits, we will also list the folders or primary files for the disks that are archived. We will maintain a notebook in the office with the full descriptions of folders and files for all the archived disks. You will also be able to order a copy by phone or mail. I hope to complete the Disketeria reorganization and new Disketeria Catalog by early fall.

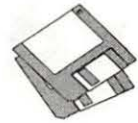
System Extensions (INIT's & CDEV's)

After the Disketeria reorganization, Disk series 9.XX now extends through Mac Disk #9.17B. The first 13 disks include files previously issued. In order to conserve space, only the folder or file names are listed for the first 13 disks. Mac Disks #9.14B through #9.17B include new and revised files as of July 1992. Descriptions of the new files below.

INIT's and CDEV's get their names from the standard file types (type INIT and type CDEV) that Apple has assigned to these system files. INIT's are small auxiliary programs that are run when you start up your Mac. INIT's modify the Macintosh operating system in some way. CDEV's, Control Panel Devices, may be accessed from the Control Panel item under the menu. They give you a way of enabling and configuring modifications to the operating system. Control Panels may or may not have an INIT component which is run at start-up. Many of the INIT's and CDEV's display an icon along the bottom of the screen during start-up.

Under System 6.0.8 or earlier, place the INIT or CDEV in the System folder and reboot for them to take effect. For System 7.0 or later, place the INIT or CDEV on the System folder icon, answer yes to the prompt and then reboot. The Mac will place INIT's in the Extensions folder and CDEV's in the Control Panels folder located with the System 7.X folder. For either system, you may have to turn CDEV's on or change their configuration via their respective Control Panels.

INIT's may conflict with one another because they modify the operating system. In case of unexpected operation, remove all INIT's to a separate folder and reboot. Then add one INIT at a time back into the System folder or Extensions folder rebooting each time until you isolate which one is causing the problem. Sometimes a



problem may be eliminated by changing the alphabetic order in which the INIT's load. In some cases you may change the order of loading by adding a character in front of the INIT name to change its position (to load before or load after) relative to others. Commercial programs such as *INITPicker* and others are also available to enable or disable INIT loading and to control the load order of INIT's.

The Best of the Pi Series

To showcase our library at the recent MacWorld Expo in Boston, we revised our "The Best of the Pi" series of ten disks. This series includes the most popular and useful programs from our extensive Macintosh Disketeria for your use and enjoyment.

The programs in this disk series are an eclectic mixture; some are "oldies" that have withstood the test of time and others are newer than System 7.0. Most will work with all of Apple's recent System Software releases and any Mac Plus or later. A few will operate only when run in conjunction with System 6.0.7 or earlier. A few others are System 7.X specific; they are designed to work with or take advantage of the features of Apple's newest system.

Mac disks #25.01A through #25.10A include approximately 17 MB of material. (Just a minute folks, how can the Disketeria get over 20 disks worth of stuff on 10 disks? Answer—Compactor Pro was used to compress the files.) Think of the value—the equivalent of two disks for one.

To decompress the files, copy the *CptExpand 1.0 f* (on the first disk) to your hard disk along with any ".cpt" files you want to decompress. Then double click each ".cpt" file and it will automatically be restored to its original configuration. You will be asked if you want to delete or save the archive (.cpt file); you should probably delete it because you will still have the original ".cpt" files on the

floppy disk collection. You can also decompress most of these files by moving them to a blank floppy along with *CptExpand*.

The Best of the Pi series is available in two configurations, a complete set consisting of ten disks for \$35 and an update set which includes five disks for \$17.50. The update set, Mac disks #25.06A through #25.10, is for members who purchased the Best of the Pi series in the past year and now want the latest in the collection. The update set includes all the revisions of programs previously issued as well as new programs.

DISK #00.01 -C 1 **THE MAC CATALOG**

Catalog.txt, By Dave Weikert. A delimited text file of all of the files included in our Mac Disketeria. It includes File Name, File Size, File Type, File Creator, Creation Date, Revision Date, and Folder and Disk Names. You should be able to import this list into your favorite database for sorting and selection and printing. You could also import the list into any word processor that accepts large text files.

DISK #9.01B -I/C 1 **INIT's & CDEV's**

3D Windows 2.0 f:
Alert INIT 1.2 f:
AltCDEF v1.3 f:
AltWDEF v1.5.3 f:
Apollo 0.8b3 f:
Apple Slicer 1.0 f:
Application Menu 4.0 f:
AppSizer 2.1 f:
AppSwitcher7 v1.02f:
ARRGH!!! f (v1.1):
ASharePonder f:
Aurora 2.1.1 f:
AutoIdle 1.0a16 f:
AutoShutdown (v1.0):
BarTender f (v1.0):
BeepShuffle f (v0.3):
BeHierarchic 1.0.2 f:

DISK #9.02B -I/C 2 **INIT's & CDEV's**

AutoMenus 5.4 f:
BeHierarchic 2.0 f:
Belch! 1.1:

Black Box f (v1.5):
Blackout f (v1.21):
Boaster INIT f (v1.0):
BroadCast 2.0 f:
Burning Fuse INIT f (v1.0.1):
Caps 1.0 f:
CapsINIT f:
CEToolbox 1.6.5 f:
CFloppy 1.0 f:
ChartPaster f:
Clock Adjust f:
Clockspeed f:
Cmdr.Dialog][f (v1.0.1):
Color Key Init 2.05 f:
Color Map Pict f:
ColorCDEV's 1.1 f: **xMenuColor** and **xWindCntlColor**:
Commander 1.3 f:
CommentKeeper 1.0 f:
Cursor Fixer 1.0 f:

DISK #9.03B -I/C 3 **INIT's & CDEV's**

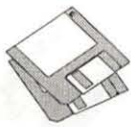
Cursor Animator 1.2 f:
Daylight! Demo f:
Defont1.01 f:
DepthCharge 1.4 f:
DepthGauge 2.5.4:
Desktop Reset 1.1 f:
DeskTopFolder 1.0 f:
DFaultD 2.23 f:
Dialog Filter 1.0 f:
Dithering Idiot f (v1.0):
Drop Menus 1.2 f:
Escapade 1.3.2 f:

DISK #9.04B -I/C 4 **INIT's & CDEV's**

Easy KEYS 1.1 f:
Extension Manager 1.6 f:
Eyeballs & BigFoot f:
F1-F4 f:
FCB Inspector 1.1 f:
FetchIt f (v1.2):
Finder Commands 1.0.1 f:
Finder Sounds f (v1.3):
FinderHack 1.0d2 f:
FinderToFront 1.0 f:
First Things First™ 1.0.2 f:
Fish! f (v2.0S):
Front&Center 2.0 f:

DISK #9.05B -I/C 5 **INIT's & CDEV's**

Flash-It 2.2.1 f:
FlashPad:



Fred's Finder Hacks f: **AKA, Basura**
and **dropple menu**:

Gatekeeper Aid 1.2 f:

GetInfo++ 1.0b1 f:

Greg's Buttons 1.5B2 f:

HeapTool 1.4 f:

Helium 2.1.1 f:

Help Meister f:

Icon Colorizer f (v1.6):

IconMaster:

IconWrap f (v1.2):

In Use CDEV 2.0:

Init CDEV 3.0 f:

***DISK #9.06B -I/C 6
INIT's & CDEV's***

INIT Tracker 1.2 f:

INIT-Scope f (v1.0):

Jump Start 1.4 f:

Just Click 1.0 f:

Key Lights f (v1.0d8):

Keyboard Switcher 1.9.3 f:

KeyMenu f (v1.00):

Kilroy 2.0b1 f:

Kolor f:

KopyKat 0.90 f:

Laser"Quotes" f:

LED f:

Lefty 1.2 f:

Lip Service (v1.4):

LockDisk f (v1.0):

MacEnvy 2.1 f:

MemINIT 2.0.2 f:

Menu Tuner 1.0 f:

MenuKey 1.0 f:

MICN 1.3 f:

***DISK #9.07B -I/C 7
INIT's & CDEV's***

Madness - RAGE! 1.0.3 f:

MaxAppleZoom 1.43 f:

MaxAppleZoom Recharger 1.1 f:

***DISK #9.08B -I/C 8
INIT's & CDEV's***

MiniScreen 1.5 f:

Mitten Touch-Typist V1.1:

MM Init f:

Mnemosine f (v.995):

MODE32 1.2 f:

Modem Initializer 1.0 f:

Møire f (v3.22):

MountImage 1.2B1:

Mouse Odometer f (v1.0):

Mouse2 f (v1.4a): **Mouse2**:

MS Word TrueType Print f:

Murphy (v2.0):

NamedFolder f (v1.0):

NetBunny 2 1/2 f:

NeVR (v0.01):

NoBalloonMenu f:

NoICON f (v1.0):

Notify 2.1.2 f:

Obnoxious:

Oliver's Buttons (v1.0):

Open-wide 2.6:

PixelFlipper 1.0.1b2 f:

Pointing Device:

Programmer's Key 1.4.2 f:

ProSwitch 1.2 f:

***DISK #9.09B -I/C 9
INIT's & CDEV's***

Pop Up Menu CDEF 1.4 f:

PopChar 2.5.2 f:

PortDev 2.1.0 f:

POWERmenus Demo f (v1.0.1) f:

PrintAid 1.4 f:

Public Folder f (v1.01):

PwrSwitcher 1.0 f:

Pyro Add-ons f:

QK Menu 1.0 f:

***DISK #9.10B -I/C 10
INIT's & CDEV's***

QM Menu™ 2.0 f:

QTrash™ 1.1 f:

Quadra 900 BootSnd f:

QuickFlick v1.1 f:

Quote Init 2.2 f:

RamDisk+ 3.14 f:

Rear Window MF f:

Rebound 0.95 f:

Remember? (v2.10r) f:

Sav-O-Matic 1.51 f:

SaveAll 1.0 Demo f:

ScreenPicker 1.0B0 f:

ScreenPlay 1.2 f:

Scroll Limit f (v1.0):

Scroll2 v2.1.11 f:

ScrollHack f:

SCSI Accel 7.0 f:

SCSI Odometer 1.2 f:

SCSI Saver 1.2 f:

SCSIProbe 3.4 f:

Simon f:

***DISK #9.11B -I/C 11
INIT's & CDEV's***

Set Paths 1.0b3 f:

SFCComment 0.5 f:

Shutdown Slide f:

SingleShare Server f (v0.9b11):

SmartCal 2.3 INIT f:

SmartKeys 2.1 f:

SndControl f (v1.0):

SoundMaster 1.7.3 f:

Spared Disk 1.0b1 f:

SpeedSwitch '040 f:

Sproing! 1.0 f:

***DISK #9.12B -I/C 12
INIT's & CDEV's***

SpeedChopper 1.0 f:

Subliminal 1.0 f:

Sun Desk 1.1 f:

SuperClock! 3.9.1 f:

SuperSaver 1.0 f:

SureSaver f (v1.0):

SwitchApp v1.1 f:

SwitchBeep 1.5.1 f:

SwitchBoot 1.1 f:

TappyType 1.3 f:

THINK Back 1.0.1 f:

Trash Alias 1.1.1 f:

Trash Disable 1.3 f:

Turbo Mouse ADB 6.0.5 f:

TypeIt4Me 3.0 f:

UnderStudy 1.0d3 f:

UnScrolly f (v1.0):

***DISK #9.13B -I/C 13
INIT's & CDEV's***

The Grouch 2.0B8 f:

Trashman 4.0.1 f:

Up Your FCBs 1.8 f:

Wacky Lights 1.0 f:

WindowCleaner 1.32 f:

Windows2.1 f:

WindowShade 1.2 f:

WizzyFonts 0.5 f:

Zap 1.0 f:

Zephyr™ f (v1.0):

ZoomBar 2.1 f:

***DISK #9.14B -I/C 14
INIT's & CDEV's***

***P*toDisk 3.2.3 f: *P*toDisk** and

***P*toDisk FKEY:** By Bill

Restemeyer. Send Prodigy Print and

Copy data to your printer with this

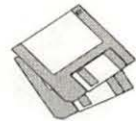
extension and FKey. **ReadMe-**

***P*toDisk3.2-TTtxt** is in text format.

ShareWare - \$10.

AutoMenus II 1.0 f: AutoMenus II: By

Michael Conrad. The menus will drop



down when the mouse is moved into the menu bar area. There are a number of selectable options such as sensitivity, drop down time, etc. Did not run on a Mac IIci with Radius TPD. **AMII ReadMe (MW)** is in MacWrite format. **ShareWare - \$10 for key code.**

Backlight Control f: Backlight Control: By Ricardo Batista, Apple Computer. This Control Panel monitors the mouse activity and turns off the backlight after a user specified time to conserve the battery on your PowerBook. **About Backlight** is in text format.

Chime 4.0.4 f: Chime: By Robert Flickinger. Plays up to 4 "snd" resources on the hour, half-hour, and quarter hours. A grandfather clock chime sound digitized by David Rakowski is included. **ReadMe** is in MacWrite format. For System 6.0.4 or later. **ShareWare - \$10.**

ChooserUser 1.2 f: ChooserUser 1.2: By Maurice Volaski. Lets you control who can change the owner name (or user name under System 6). It also allows the owner name to be changed at startup, either manually or automatically; this would be particularly in a shared computer environment. **ChooserUser 1.2 Docs mw** is in MacWrite format.

Color Cursor f: Color Cursor: By Matthias Ulrichs. Makes the black arrow cursor colorful when used on a color Mac. System 7 compatible. **Color Cursor Info** is in text format.

ColorMaster 1.2.1 f: ColorMaster 1.2.1: By Giuseppe Carnevale. Switch the color depth on any Color or gray scale Mac with a 68020 or higher CPU. **ColorMaster doc** is in TeachText format. **ShareWare - \$25.**

Compatibility f: Compatibility: By Aylis Software. Permits users to run previously incompatible applications on Quadras. It has a smart cache switching ability that lets compatible programs run at full speed, even if a incompatible application is in the background. **ReadMe (MacWrite)** and **ReadMe (MS Word)** are formatted as indicated. **Compatibility.txt** is in text format. **Free to individuals, see documentation for other use.**

Cram Bar 1.2: By James Walker. Compresses the Menu Bar text width so that more information may be included. Particularly useful for compact Macs such as the SE, SE/30

and classic Macs that have 9 inch screens.

DeFrag f: DeFrag: Defragments your hard disk in the background while you work. Requires System 6.0.3 and higher. **ABOUT DeFragment** and **DeFrag_CDEV_intro** are in text format. Not tested.

Discolour 1.01 f: Discolour 1.01: By Andrew Welch. Displays floppy disk icons in color when in 16 color mode or greater. For System 7 and later. **Discolour ReadMe** is in text format.

Fastcache 2.3 f: Fastcache 2.3: By Daystar Digital. The latest control panel for the popular cache card for the Mac. **Last Minute Additions & Info** is in TeachText format.

FileInfo 1.0 f: File Info: By Pi Zero Software. Displays the file creator, file type and other file attributes in the comment window when you use the Finder Get Info command. **File Info ReadMe** is in TeachText format. **ShareWare - \$12.**

Grader! 1.0 f: Grader! 1.0: By Duane Franklet. A general purpose text insertion utility to enter multiple pre-configured phrases each with a different single keystroke command. **grader.readme** is in Word format.

Key Tools 1.0 f: Key Tools 1.0: By Dawson Dean. Enables you to respond to buttons in dialog boxes from the keyboard and to type in time and date. **Key Tools User Manual** is in TeachText format. **ShareWare - \$15.**

Lockup 1.0a1 f: Lockup 1.0a1: By Brian Gaeke. Provides a measure of password protection when your Mac is first started. Easily defeated by the use of a separate startup disk. **Lockup Docs/MacWrite** and **Lockup Docs/MS Word** are in the indicated formats.

MacBrightness 1.0.2 f: MacBrightness 1.0.2: By David Gladstone, Chris Burns and Julian Harris. Alter the brightness of Classic and Classic II without the inconvenience of opening the Control Panels. **MacBrightness doc** is in TeachText format. Requires System 6.0.4 or later. **PostcardWare.**

MenuChoice 1.1 f: MenuChoice 1.1: By Kerry Clendinning. Enables hierarchical menus under the Apple menu. Every folder stored in your "Apple Menu Items" folder will show up as a sub-menu under the Apple menu. **ReadMe** is in DOCMaker application format. For System 7 and later. **ShareWare - \$15.**

PBTools 1.2 f: SafeSleep™ and SpinD™.FKey. By Bill Steinberg. SafeSleep blanks the screen and requests a password whenever a sleeping Mac PowerBook is awakened. SpinD spins down the internal hard drive in Macs (like PowerBooks) that support that function. **SafeSleep™ ReadMe** and **SpinD™ ReadMe** are in text format.

DISK #9.15B -I/C 15 INIT's & CDEV's

MacPassword 3.9.2 f: MacPassword™ 3.9.2: By Art A. Schumer. Affords password protection of files on a hard disk by preventing access to them by users who don't have the password. Three levels of protection are available, as well as other features. The **MacPassword™ Demo Manual** is in double clickable DOCMaker application format. Also included is **MacPassword™ Utility**. System 6 and 7 compatible. **Demoware - works for only 60 days and some features are disabled until keycode is ordered. \$35.**

Move Window 1.0 f: Move Window 1.0: By Adam Miller, voice by Stephanie McGuire. **README** is in text format.

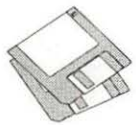
Next WDEF 7.0 f: WDEF II: By Eric Celeste, Josh Pritikin, modified by Kjell Krona. The NeXT Windows INIT modified so that it works correctly under System 7. About NeXT WDEF is in text format. **Source** includes C code and resources.

Portable 1.3 f: Portable: By Apple Computer, Inc. Control the screen brightness of any Mac Portable equipped with a backlit screen. **ReadMe** is in TeachText format.

Quick Change 0.90b f: Quick Change 0.90b: By Terry Schulenburg. Gives you hierarchical menus for folders under the Apple Menu except for the Control Panels folder. Docs is in MacWrite format. For System 7 and later. **ShareWare - \$5.**

DISK #9.16B -I/C 16 INIT's & CDEV's

Pre Version™ 1.1b f: Pre Version™ 1.1b: By Mike Throckmorton. Automatically maintains a history, or audit trail, of your documents. You may specify how frequently a version change is captured and how many versions to keep. **Pre Version™ Docs MACA** is in MacWrite format. **ShareWare - \$35.**



Print2Pict 2.0: By B. Raoult. Preview and save printed pages to a PICT file.

Remote Shutdown 1.1 f: Remote Shutdown 1.1: By ISIS International. A system extension which will accept AppleEvents and shut down or restart your computer. **Remote Shutdown Note** is in text format.

Set Paths 1.1b4 f: Set Paths 1.1b4: By Bruce Tomlin. A control panel file which maintains a list of up to five folders. The list is used as a search path any time a file open operation occurs. A very handy way to reduce System folder clutter. **Set Paths.doc** is in text format.

SoftwareFPU 2.21 f: SoftwareFPU 2.21: By John Neil. Allows most programs expecting an FPU to work properly on the Macintosh LC and IIsi which are not configured with an FPU. A Floating Point Unit (FPU) is a hardware chip that performs certain types of mathematical operations quickly. An FPU is also known as a floating point co-processor or a math co-processor. **About SoftwareFPU - Word** and **About SoftwareFPU - MacWrite** are the documentation; **ReadMe** is in text format. **ShareWare** - \$10.

Startup Downloader 1.06 f: Startup Downloader 1.06: By Manuel Veloso. Create sets of fonts and PostScript text files. Double click on any specific set to download it to your PostScript printer. **STD 1.05 Docs** and **ReadMe STD 1.06** are in Word and text formats respectively. **ShareWare** - \$20.

stretchINIT 1.0 f: stretchINIT 1.0: By Ross Tyler. Adds a border around any window with a grow box; the border may be used as handles for stretching the window. This allows the user to stretch any window in any direction instead of just allowing window growth downward and to the right. **Stretch-ReadMe** is in text format. For System 7 and later. **ShareWare** - \$10.

SwitchProcINIT 1.0 f: SwitchProcINIT 1.0: By C. K. Haun. Lets you switch between running applications with a keystroke. **SwitchProcINIT • ReadMe** is in TeachText format.

TOM\INIT II 1.0b2 f: TOM\INIT II 1.0b2: By Rod Magnuson and Steve Kiene. Allows menus, including heirarchials, to be torn off in any application. Great for large monitors. Save yourself from those long trips to the menubar. Tear off titles (TOT's) as

well, miniature tear off menus. **TOM\INIT II ReadMe** is in text format. **ShareWare** - \$20.

TrashPicker 1.0 f: TrashPicker 1.0: By Bill Johnson and Ron Duritsch. Monitors your trash and automatically empties the files you specify. **TrashPicker 1.0 Doc** is in MacWrite format. For System 7 and later. **ShareWare** - \$10.

DISK #9.17B -I/C 17 INIT's & CDEV's

The Regulator 1.2 f: The Regulator 1.2: By Brian Bechtel. Modifies the operation of a PowerBook to take better advantage of the power available when it is plugged into a battery charger. It also places it in a power conservation mode when disconnected from the charger. **ReadMe for the Regulator** is in text format. **The Regulator source** includes source code.

Trashman 4.0.2 f: Trashman Controls and Trashman Engine: By Dan Walkowski. Deletes files from your trash after they have 'aged' beyond a setpoint that you specify, in days, hours, and minutes. Works with all mounted volumes, including AppleShare. **TrashMan Emptier** empties the trash of any volume that is dropped on it, acting like a selective 'Empty Trash' command. **TrashMan 4.0.2 Docs** is in text format. For System 7 and later. **ShareWare** - \$10.

TrashMaster 1.0 Demo f: TrashMaster™ 1.0 Demo: By Fred Hollander. Provides automatic emptying of trash at scheduled intervals or system events. Incinerator automatically erases confidential files per United States Department of Defense specification to prevent unauthorized recovery. **Press Release.txt** is in text format.

Victoire 1.0 f: Victoire! 1.0: By Samuel K. Caughron. Use this Control Panel to cheat at a number of games by getting extra moves, lives, etc. **ReadMe** is in text format and **Registration Form** is in TeachText format. **ShareWare** - \$15.

Wacom Tablet 1.0v22: A control panel for the popular graphics tablet. Not tested.

Wild Magic 2.0 f: Wild Magic 2.0: By David Fischer. Lets you copy a movie from MoviePlayer™ or any QuickTime-aware application that uses the standard Movie Controller (e.g.,

SimplePlayer) and paste it wherever you like: the Scrapbook, a word processor, a spreadsheet, etc. **Wild Magic Documentation (MWII)** and **Wild Magic Documentation (Word4)** are in MacWrite II and Word respectively; **ReadMe First** is in text format.

DISK #25.01A -[] 1 THE BEST OF THE PI

CptExpand 1.0 f: CptExpand 1.0: By Bill Goodman. A utility for extracting files from archives created by Compactor (now Compact Pro). CptExpand creates a folder which has the same name as the archive with an "f" appended; this is a real time saver when expanding many separately compressed files not otherwise placed in a folder. **CptExpand Doc** is in text format.

20 BeepSounds f: Beep #1 through Beep #20: This collection of short sound files may be used to replace the "beep" that your Mac makes. The sounds in this folder are all interesting or unusual. They range from castanets, chords, chimes, hammer, notes, shouts, shots, and others too peculiar to describe.

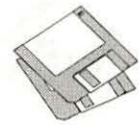
3D Tic Tac Toe: This Desk Accessory is a game just as the name says.

A Sumo Wrestler, Kunisada 1835 - A MacPaint format Japanese Ukiuyo-e painting of a wrestler done around 1835.

Albatross TT f: Albatross: By LORVAD™ (formerly Printers Devil). A TrueType body text font with a moderately short x-height. The relative point size is a bit small, i.e., 14 point is closer to what most people would consider 12 point. It contains all the regular characters and many special characters. **ReadMe First-LORVAD.txt** is in text format. **ShareWare** - \$10.

Anonymity: By Anonymous. Removes a program's owner's name from the opening menu of some applications. Runs only on copies of applications. Does not work on all applications. Please use this utility for legitimate purposes only.

Architect TT f: Architect: By Hank Gillette. The Architect TrueType font simulates hand printing of the type typically done by architects. It was inspired by Adobe's font Tekton™. It has a full set of letters, numbers, and punctuation, and quite a few extra characters. **Architect ReadMe** is in



MacWrite format.

Arctic LW f: Arctic: By Sam Wang. A PostScript Type 1 brushscript font from the Dover book on Solotype fonts. It is complete with upper and lowercase letters, as well as numbers, punctuation etc. **ReadMe** is in text format. **Free but \$5 donation cheerfully accepted.**

ASCII Chart 4.0 f: ASCII Chart 4.0: By Jon Wind. The DA chart shows all 256 ASCII characters and their decimal and hex equivalents. A menu selection permits changes to displayed font and size (9, 10 and 12 point). **ASCII Chart 3.2 Docs** is in text format. **ShareWare - \$10.**

AUTHOR IW: By Joseph W. Miller, one of our own Washington Apple Pi members. This plain typewriter-style font for the ImageWriter was created because of the lack of a font for the Macintosh that looked like a familiar typeface. In Joe's words, "It has the virtue of being peculiar in no particular way." With a very limited number of optional characters, Author takes less space in your System file than other fonts. For example, Author 12-point requires 2382 bytes, compared to 2892 bytes for Geneva and 3864 for Boston.

Author LW f: Author: By FontBank, Inc. A classic cursive script in a heavy weight for headline use. This is a commercial PostScript Type 1 font (not ShareWare or public domain) that is offered without cost as a sample. See the **Special Offer 10/19** in text format for details on ordering the collection at a reduced price.

Big Ben II: By Riccardo Etorre. An analog clock with the face of the historic tower clock of Westminster, London. (Trivia note: Big Ben is the bell, not the clock.) Like the original, this has no second hand.

Bill the Cat Acck! The Meadow Party candidate for president in MacPaint format?

BlackForest TT f: BlackForest: By LORVAD™ (formerly Printers Devil). A TrueType font with an old world German feel with intricate upper case letters. Designed without any curves it is best at larger sizes. **ReadMe First!!** is in text format. **ShareWare - \$10.**

Blackout f (v1.21): Blackout: By Andrew Welsh. A screen blanker Control Panel Device (CDEV), configured from the Control Panel, which displays a moving

field of stars. For 512KE and later. **Blackout Docs** is a double clickable application. **ShareWare - \$5.**

Boaster INIT f (v1.0): Boaster INIT: For all of you who want to impress co-workers or friends with lots of icons showing at start-up. Boaster INIT does nothing useful except for displaying all icons it finds inside Boaster INIT. It may be customized using ResEdit. **About Boaster 1.0** is in TeachText text format.

BODIDLY Bold TT f: BODIDLY Bold: By LORVAD™ (formerly Printers Devil). A TrueType font that looks great in small or large sizes. This one can readily pass for Poster Bodoni at a fraction of the cost. **ReadMe First!** is in text format. **ShareWare - \$10.**

BootMan 1.1: By Bill Steinberg. Use this handy utility to set the System Heap Size, Maximum Number of Open Files and Maximum Number of Operating System Events. This is a handy alternative to Heap Tool and Heap Fixer.

Cal 3.02 f: Cal 3.02: By David Oster. A Desk Accessory calendar and agenda pad for your appointments; it is suitable for solo use or for shared use over a network. **Calendar Tools** can convert calendar files from the author's earlier "Calendar" program. It can also pack an entire calendar database into a single text file for maintenance. **Cal Intro** is in text format. **ShareWare - \$15, reduced per copy price for multiple nodes.**

CartWright TT f: CartWright: By LORVAD™ (formerly Printers Devil). A TrueType font inspired by the Adobe wood type Ponderosa font. Just the font for designing those old west wanted posters. **ReadMe First!!** is in text format. **ShareWare - \$10.**

Cheeta is a striking facial close-up of this fast cat. It's done in MacPaint format.

CRAY5A.BIN f: CRAY5A.BIN: By DesktopCAD Inc. This full featured scientific and programmer's DA calculator has many functions. The scientific features include exponential, power and root, trigonometric and coordination transformation functions. Programmer's features include base selection and conversion (in binary, octal, decimal and hexadecimal), logical operations (such as and, or, xor, etc.), register rotate and shift and an ASCII table with Apple's extensions.

CRAY5P.BIN is the stand-alone application version and the comprehensive **User's Manual** describes how to use it. **ShareWare - \$8 for use, \$19.95 for license and updates.**

Curlers f (v1.0): Curlers: By Tom Phoenix. An INIT that causes the typing of the appropriate open or closed (" and ") quotation marks (and single quotes) instead of straight quotes. **Curlers manual** is the text documentation.

Desktop Mgr: By Apple Computer, Inc. An INIT which, when placed in the System folder, improves the way the Mac keeps track of files. Essential for improved Finder performance for disks with large numbers of files. Part of AppleShare server software and usable with any recent System software but works best with Finder 6.1.4 or later. This function is embedded in System 7.X.

DiskCopy 4.2 f: DiskCopy 4.2: By Steve Christensen, Apple Computer, Inc. Duplicate 3.5" floppy disks from a single master disk. It performs checksums of the master disk to assure a reliable duplication. Copies 800K Apple and 720K and 1440K MFM disk formats. Requires a double sided disk drive. **MountImage 1.1b3** permits you to view and use disk images just as if they were disks. **Apple DiskCopy** documentation is in MacWrite format and **Disk Image Directions** is in text format.

Drop Menus 1.2 f: Drop Menus 1.2: By Richard Outerbridge. This INIT drops menus down and keeps them there when you click the mouse in the menu area. Select any menu item by clicking on it. **Drop Menus ReadMe** is in text format.

Eradicat'Em 1.2 f: Eradicat'Em 1.2: By Dave Platt. The sole purpose of this INIT program is to monitor and remove the WDEF virus; it does this quite effectively. It scans all inserted disks for WDEF in the invisible Desktop file after it is installed in the System folder and your Mac is rebooted. **Eradicat'Em 1.2 release notes** are in TeachText format. Requires Mac 512KE or later.

**DISK #25.02A - [] 2
THE BEST OF THE PI**

Display2 TT f: By David Rakowski. A collection of display fonts. **ReadMe Display TT fonts 2** is in TeachText format and includes pictorial samples



of the fonts. **ShareWare - \$3.99 for each font (except Zaleski \$.99) to Columbia University.**

Polo Semiscrypt: A brushstroke font with plenty of swashes. It makes a good specialty font for advertisements when an informal feel is desired.

Pixie: A Type font that roughly looks like Bodoni must look like after ten or more beers – an uneven, hand-drawn serif font with a wide variation of thicks and thins. It makes a good specialty font for advertisements when an informal feel is desired or when you want to recreate generic 1950's advertisements from Boys Life or Mechanix Illustrated. **ReadMe Pixie** is in text format.

Rudelsberg: The font is in the Art Nouveau vein (turn of the century Germany in this case) and may be thought of as a second cousin to Adobe's Arnold Boecklin font, in that the lower case letters are a little similar, although the upper case characters lack the swashes of Adobe's font. Rudelsberg contains the full set of upper- and lower-case characters, numbers, and some punctuation, but no diacritics.

Zaleski Caps: A font named for Jean Zaleski, the New York painter who is, among other things, short. It is modeled on an Art Deco typeface called Ashley Crawford. It is bold and brash with serifs. Numbers and punctuation are also in the font.

Document Builder f: Document Builder: By Andrew Welch. Allows you to create stand-alone documents which include text and graphics. Since Document Builder documents are applications, the reader does not need a word processor to show them on the screen or to print them. **Document Builder Docs** describes the application. **ShareWare - \$20.**

Dubiel TT f: Dubiel and Dubiel Italic. By David Rakowski. These TrueType fonts are modeled on the Torino and Torino Italic fonts which are similar to a condensed Bodoni except with lighter strokes. They work well as either text or display fonts. Since the FOND resources have not been merged you must select the italic font from the font menu rather than selecting the Dubiel font and giving it an italic style. **ReadMe Dubiel fonts/TT** is in TeachText format and includes samples of the font. **ShareWare - \$14.99 to Columbia University.**

Extractor 1.20: By Bill Goodman. Extracts files from archives created by Compact Pro and Stuffit 1.5.1. Just double click the archive file or open the archive from within Extractor.

F1-F4 f: F1-F4: By Erny Tontlinger. This INIT translates the F1 through F4 keys on an extended keyboard to command-Z (undo), command-X (cut), command-C (copy) and command-V (paste) keystrokes normally associated with these functions. **F1-F4.des** is in text format.

FinderSounds f (v1.3): Finder Sounds: By Greg Smith. With System Software version 6.0.4 or later, the Finder can play sounds corresponding to various events. The **Finder Sounds Config CDEV** permits you to select sounds for these events include opening and closing windows, creating and deleting files, and even modifying windows. **Finder Sounds.teach** is the TeachText format documentation.

FKEY Collector 4.1: By Jim Moore. Lets any selected file of FKeys be sampled or installed as FKeys. Contains an assortment of FKey examples.

Graphic Light TT f: Graphic Light: By Richard Mitchell. A TrueType font patterned after a metal type from the Baltimore Type Foundry. It has an unusual "ft" ligature and a small x-height. If you use it for blocks of text, always try it first set solid, that is, with a line spacing equal to its size, 12 on 12, for instance. The face, because of its small x-height, is very small on the body, and the lines will fly apart with too much leading. **Please Read...** and **Generic ReadMe - TrueType font** are in text format.

HAL1 f: These sounds are part of the collection of sounds from the Stanley Kubrick movie version of Arthur C. Clark's space novel, 2001.

Answer (HAL): "Dave, I really think that I'm entitled to an answer to that question."

Completely operational (HAL) "I'm completely operational and all my circuits are functioning perfectly." An assuring statement prior to a heavy computer session.

Dave, stop (HAL) "Dave, stop ..."

HAL 2 f:

Decisions (HAL): "I know that I've made some very poor decisions recently."

Difficult (HAL): "Without your space helmet, Dave, you're going to find that

rather difficult."

Enjoy working (HAL): "I enjoy working with people."

Helium 1.0: By Robert L. Mathews. This Control Panel document permits you to select Balloon Help in System 7.0 without going to the Help menu and back to toggle it on and off. Just the thing for the occasional need to see a help item.

DISK #25.03A - Π 3 THE BEST OF THE Π

Eyeballs & BigFoot f: Eyeballs and BigFoot: By Ben Haller. The INIT's Eyeballs and BigFoot gives your menubar eyes and creates a pair of feet that walk around your desktop. **Critters Docs** is in text format.

HAL3 f: More of the collection of sounds from the Stanley Kubrick movie version of Arthur C. Clark's space novel, 2001.

FAULT.IN.AE35 "I've just picked up a fault in the AE35 unit. It's going to go 100 percent failure within 72 hours."

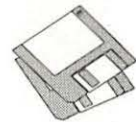
Human error (HAL): "Human error."
Much better (HAL): "I feel much better now."

Sorry Dave (HAL) "I'm sorry Dave, I'm afraid I can't do that!"

Stress pill (HAL): "Take a stress pill and think things over."

HeapTool 1.4 f: HeapTool: By Kerry Clendinning. If you use System 6.0.7 and earlier with MultiFinder and more than a few INIT's, you may experience frequent bombs as the "System Heap" runs out of memory. The system heap is an area of Mac memory set aside for use by the Mac operating system and other system software. INIT's use space in the system heap during startup, and many of them stay loaded as long as your Mac stays running. Fonts and Desk Accessories also require space in the system heap, but their use of the heap tends to be *dynamic*, meaning that the amount of space needed changes according to what the user is doing. Just drop the Heap Tool CDEV into the system folder, and it will expand your system heap the next time you reboot. **Manual 1.4-mw** is in MacWrite format. **ShareWare - \$13.50.**

HelpMeister f: HelpMeister: By Robert John Churchill. Whenever you want to see balloon help for something, point at it with the mouse and press control-Help. This will toggle balloon help on



and off. This INIT requires System 7.0 and extended ADB keyboard with a "Help" key. **About Help Meister** is in text format. *ShareWare - \$5; \$20 for disk with source code.*

HyperVirus 1.3 f; HyperVirus 1.3: By Joe and Hubert Savelberg. Searches HyperTalk scripts for the HyperVirus (Musidenn) virus. Also includes the ability to enter any search string to find any future HyperTalk script virus.

Icon Colorizer f (v1.6): Icon Colorizer: By Robert P. Munafo. This CDEV displays a replacement set of multi-color icons for a variety of programs on the Desktop. Icons can be modified in ResEdit following the instructions in the documentation. **Icon Colorizer 1.6 Doc** is the MacWrite format documentation; it includes an excellent description of the types of color icons. For color or gray scale Macs.

IconWrap f (v1.2): IconWrap: By Ken McLeod. An INIT that will "wrap" INIT and CDEV icons around the Mac screen on startup to begin a new row when the edge of the screen has been reached. Doesn't work with nonstandard icons or color icons (cicn resources); must load before icons reach right side of screen. **IconWrap.doc** is the text format documentation.

Informal Oblique TT f; Informal Oblique: By Phil Noguchi. This is a fully functional slanted TrueType font useful for informal correspondence and note taking. It replaces the PostScript ShareWare font Slant Informal in public distribution; this is a complimentary ProtoType™ font. **Informal Oblique 21 April 1991** and **Wd Informal Oblique 21 April 1991** are in text and Word formats respectively.

Init CDEV 3.0 f; init CDEV 3.0: By John Rotenstein. 'init CDEV' will provide a list of all the INIT (Start-up), CDEV (Control Panel) and rdev (Chooser) files in your System Folder and let you turn them on and off. This free CDEV performs a similar function as the commercial Aask! and INITPicker. **About init CDEV 3.0** is the documentation in text format. *ShareWare - Picture postcard of your hometown.*

Just Click 1.0 f; JustClick: By Luis Bardi. Under System 7.0, this INIT permits you to click at the top right hand corner of your screen to switch from application to application (just

like MultiFinder in earlier Systems). **JustClick Info** is in text format.

Kastellar LW f; Kastellar: James M. Harris. A PostScript Type 1 (ATM-compatible) display typeface in uppercase characters only (no lowercase or numerals) created with Letraset's FontStudio. It is a very elegant open-face-styled design that until this offering, was only available in hot metal. **ReadMe First!** is in text format. *ShareWare - \$20.*

Laser "Quotes" f; Laser "Quotes"™: By Deneba Systems, Inc. An INIT that generates left and right quotes (","), apostrophes, and the Chicago font symbols for the command key, check, diamond, and apple. **Laser "Quotes" Docs** is the MacWrite format documentation.

Layout 1.9: By Michael C. O'Conner. The popular utility that allows customizing the desktop by specifying spacing between icons, list view sizes and formats, new folder views and size, etc. This version includes color for the Mac II family.

Mac's Bar v2 f; Mac's Bar: By Mike Warren. It allows you to keep track of your favorite bar recipes (or any other recipes for that matter). Mac's Bar has with it over 100 drink recipes already entered with room for about 300 more. You may also keep a very simple inventory of the drink ingredients that you have on your bar and Mac's Bar will search out all the drinks that you can make. Mac's Bar is also capable of searching out all the drinks that contain a particular ingredient. **Mac's Bar Docs** is the documentation in great detail. **Bar1** and **Bar2** are start-up bars; however you can create your own.

MachineBlock f; MachineBlock: By Gary Hagestead. A bold headline PostScript Type 1 font consisting of upper case letters and most of the commonly used symbols. It is patterned after the "Machine" type style. **MachineBlock.doc** is in MacWrite format. *ShareWare - \$15.*

Macify 2.8 f; Macify 2.8: By Eric Celeste. Converts a plain text document into a useful one by removing hard carriage returns, lower 32 ASCII characters (all the "control" characters) and generally cleaning up things. It also lets you modify the appearance of a document by using ligatures (the little "fl" and "fi" items seen so often in

booktype) and inserting proper "open" and "close" quote marks. This is a most useful program and performs a real service if you do much file transferring. **About Macify Stack** is the users manual in HyperCard format. *ShareWare - \$10.*

MacIntalk for 6.0.7 f; MacIntalk: By Apple Computer, Inc. The latest version of the system file that allows the Mac to "talk." Place it in the System folder to permit programs like Talking Moose to talk.

MakeScreen: By Jerry Whitnell. For customized startup screens, run MakeScreen on any MacPaint file selecting the part of the painting to be used for the start up screen. Save the file with the name exactly as StartUpScreen. Quit MakeScreen and place the StartUpScreen file in the system folder. The new picture will appear on the next boot.

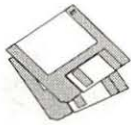
Manhattan TT f; Manhattan TT: By David Rakowski. A TrueType conversion of earlier Type 1 Postscript fonts. **Readme Manhattan TrueType** is in TeachText format and includes samples of the fonts. *ShareWare - donation to Columbia University as indicated.*

Upper East Side: An art deco style that works well in both text and display applications. It contains a full set of characters, including diacritics, and has 477 kerning pairs. It resembles the well known Parisian display font. *\$9.99.*

Upper West Side 1: This font is the font which is used for the logo of the NEW YORKER magazine and which is also used for headings throughout each issue. It contains a full set of upper- and lower-case characters, punctuation, and numbers. And several characters are filled with the image of the New Yorker's famous FOP. *\$9.99.*

Lower East Side: A font modeled on an Art Deco typeface called Astur. It looks like bold, 3-D brush strokes forming the characters with deep shadows - it also tends to look like bent pieces of plywood with shadows. It is kerned, and ought to be used for display text only at sizes 72 points and larger. *\$2.99.*

Lower West Side: A font created with Fontographer 3.1. It contains a full upper- and lower-case alphabet, numbers and punctuation - no diacritics. It is based on the typeface



"Shatter" and looks much like the famous signs saying things like "STRESSED OUT?" or "ARE YOUR EYES BAD??" Obviously the typeface is of limited use, except for calculated irritation. **\$2.99.**

DISK #25.04A - [] 4 THE BEST OF THE PI

Moire 3.22 f: Moire 3.22: By John Lim.

A color Moire CDEV screensaver with a built-in menu clock. The program **Moire CDEV => INIT** makes it a smaller startup document, not configurable from the Control Panel. **After Dark Module** lets you install the Moire pattern in the After Dark screen saver. **Moire Docs (MacWrite)** is the documentation in MacWrite II format **ShareWare - \$10.**

Palencia 2.3: By Andrew Welch. One of the "Superfonts." A very high quality typeface that produces beautiful print on the ImageWriter. To get started with Palencia, double-click on the Palencia v2.3 suitcase icon. You can read or print the excellent manual in Palencia typeface without having to install the font in your System file. Note that the actual Palencia fonts, which are available in sizes of 9, 10, 12, 14, 18, 20, 24, 28, 36, and 48 points, are not accessible to the Font/DA Mover until they have been "extracted" by means of the Extract command under the File menu. **ShareWare - \$12.**

Pcal 2.11 f: Pcal 2.11: By Joseph F.

Buchanan. A handy appointments calendar with a variety of presentation formats including day, week, month and year. **PCal docs (text-only)** is the documentation and **Sample Events** is the sample file containing user defined events; both are in text format. The MiniWriter DA referred to in the documentation is available in the DA series.

PhoneBook DA 2.5 f: PhoneBook DA

2.5: By Tim Herzog. It handles long lists of names and addresses usually managed by a Rolodex, HyperCard, or some other tool. It sports a slick interface, extensive phone dialing features, envelope printing, and a robust phone call timer. A utility program for printing reports and converting files to PhoneBook format is included in **PhoneBook Plus f. PhoneBook 2.5 Notes** and **PhoneBook Plus Notes** are in text format. **ShareWare - \$20 for DA, \$10 for PhoneBook Plus; \$25 for both.**

PM 4 ShortCuts 1.0 f: PM 4 ShortCuts:

By Mark Teranishi and Paul Sorrick. This DA lists all of PageMaker's keyboard shortcuts as well as some undocumented features. **ReadMe** is in Word format. **ShareWare - \$10.**

PopIt! 1.72 f: PopIt! 1.72: By Pete Helme.

A popup menu that copies the menubar for use anywhere on the screen. **PopIt! v1.72 dox.macwrite** is the documentation. **ShareWare - \$10.93.**

PostScript Vaccine 1.0.3 f: Postscript

Vaccine 1.0.3: By Jon D. Clauson. Modifies the Apple Laser Prep file to install a vaccine against Postscript Trojan horses that modify the printer's server password. For Systems 6.0 and later with LaserWriter drivers 5.2, 6.0 and 6.0.1. **ShareWare - donation to American Cancer Society.**

PrintAid 1.4 f: PrintAid 1.4: By James

W. Walker. Permits printing in the background under MultiFinder (or Finder with System 7.0) without causing other background applications to stop. Requires System 6.0.4 or later. **PrintAid help** is in TeachText format.

ProFont™: By Andrew Welch. This

application installs a 9 point size sans serif monospaced font in your System file. The font is designed for extra visibility for programmers and others who must readily distinguish between 0 (zero) and O (oh), 1 (one) and l (letter el), etc. **ShareWare - \$8.**

Public Folder f (v1.01): Public Folder:

By Michael Peirce, Claris Corporation. This Chooser document enables a network file transfer and file sharing system that allows anyone to make files and folders of files available to other users attached to an AppleTalk network. Any files and folders stored in the special folder called the Public folder can be seen and fetched by anyone on the AppleTalk network that is also using Public Folder. Access is via the Chooser. **PF1.01 Release Notes** and **Release Notes TEXT** are in MacWrite II and TeachText format.

Quote Init 2.2 f: Quote Init 2.2: By

Lincoln D. Stein. Replaces neutral double quotes ("") with quote pairs (""") and neutral single quotes (') with apostrophes ('). This CDEV is fairly smart and can handle nested quotations and multi-paragraph quotes. **Quote INIT Docs.MacWrite** and **Quote INIT Docs.MW** are in MacWrite and Word respectively. **ShareWare - \$15.**

RAM Check 2.0 f: RAM Check. By

ProVUE (Panorama database). Check your Random Access Memory (RAM) to see if there are any problems with it. RAM Check will check the area of RAM on your Macintosh that is available for use by applications (the Application Heap). RAM Check does not check the area of memory occupied by the System (the System Heap). If successful, the following message appears: "Once again, goodness and niceness triumph over the forces of rottenness and evil." **RAM Check Info** is the MacWrite documentation from an earlier version of the program.

Sav-O-Matic 1.51 f: Sav-O-Matic: By

Bruce Partridge. A automatic, file saving program configurable from the Control Panel. Permits you to specify the applications for which the feature is enabled and the time between saves. **Sav-O-Matic Docs** is in text format. **ShareWare - \$20.**

SendPS 2.0: By Adobe Systems.

Download files to Postscript printers over AppleTalk networks.

SmartCal 2.3 INIT f: SmartCal 2.3

INIT: By Lee Ann Rucker. Smart Calendar is an INIT/DA combination. The Calendar DA allows you to save messages, and the INIT reminds you of them when you first start up your Macintosh. **Smart Cal Converter** produces a text file that may be used with CalendarMaker. For System 6.0.x or higher to see reminders. **ReadMe...** **SmartCal** is in TeachText format.

sndConverter 1.2.1 f: sndConverter

1.2.1: By Joe Zobkiw. Converts or extracts 'snd' resources to a format that may be used with System 7.0 and higher. Includes two sound files; **Razz SysBark** (to be converted) and **Triangle** (7.0 compatible). **sndConverter 1.2 ReadMe!** is in text format.

SoundPlay: By Bruce Tomlin. This Desk

Accessory opens and plays sound files.

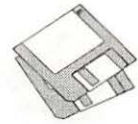
Sounds4SndMaster1 f: Bad disk, Beep

sound, Disk eject, Disk insert, Key click, Shutdown sound and Startup sound: These are tailored sounds for SoundMaster by Edgar Allen Pole as described in **Read this or you die.**

Star Trek Sounds + f: By Eric Trueheart.

Alert Klaxon, Alert Klaxon X3, Trek Door, Trek Whistle are some mechanical sounds from Star Trek. **ReadMe Please** is the Guiltware request.

SwitchBoot 1.1 f: !!SwitchBoot!!: By



John Mancino. An INIT intended for Mac users who change their boot drive often and wish to shortcut the time involved in waiting through the boot process of the current default drive, setting the new drive in the control panel Startup CDEV, and then rebooting. Requires SE or newer machine. **SB Docs.MW5.0** and **SB Docs.TeachText** are MacWrite and text formats respectively.

DISK #25.05A - [] 5 THE BEST OF THE PI

Sounds4SndMaster2 f: Bad disk, Eject disk, Failure, Falling tree, Insert disk, Oops, Red Alert/11, Shutdown, ShutDownSound and Taps are more SoundMaster system event candidates.

Star Trek f: Except for Beam Up, these are some sounds from NetTrek, a network game loosely based on Star Wars.

Beam Up is a transporter sound.

BeepSound (Hail): "Who-eee, who-eee! Bridge to Captain Kirk!" Atta-boy Mister Chekhov.

Boom: A very anemic boom.

KBeep, KCom, KPhasors and KTorps: Sounds made by communicators, phasors and photon torpedoes belonging to those nasty Klingons.

RBeep, RCom, RPhasors and RTorps: The same thing for the equipment of the Romulans.

TBeep, TCom, TPhasors and TTorps: The equipment sounds of the Terran good guys.

Transporter The only thing missing is the "Beam me up, Scotty" that usually precedes this sound.

Sun Desk 1.1 f: **Sun Desk 1.1:** By Frédéric Miserey, Jean-Michel Decombe and Tom Poston. An INIT that alters the way the Finder draws icons on the desktop and in windows to display full-color icons. Sun Desk uses "icl8" color icon resources which use less RAM and are drawn quicker on screen than "cicn" resources. icl8 resources will be supported by Apple in Finder 7.0. **SunDesk 1.1 Docs** is in Word format.

SureSaver f (v1.0): **SureSaver™:** By Kent R. Glenn. A CDEV that automatically saves the file that you are working on in most applications at a user specified time. Requires System 4.2 or greater. **SureSaver™ Notes** is in text format. **ShareWare - \$10 or**

whatever you think it is worth.

SysErrTableDA3.1: By Bill Steinberg. Displays a comprehensive list of Macintosh errors. The window comes set for the proper width, and it autocenters itself on the main screen. On a color Mac II, it'll be in color. With a little work with ResEdit it can be used to display other information too. Click on the author credit of the DA for the documentation.

SystemSwitcher 1.1: By Keisuke Hara. Permits you to easily search for and switch to systems on any mounted disks. Perfect for switching between System 6.0.X and 7.0.

TappyType 1.3 f: **TappyType 1.3:** By Colin Klipsch. This CDEV makes typewriter noises in response to your key presses; different sounds for printable characters, tab/space/delete and carriage returns. **Tappy Type.doc** is in text format; note the modification needed to work with Suitcase. For System 6.0 and later.

TeachTextMaker 1.1 f: **TeachTextMaker 1.1:** By Karl Pottie. Create TeachText documents with embedded graphics in the text using this utility and your favorite Word Processor and screen capture, paint or drawing program. **TeachTextMaker doc** is in TeachText format. **ShareWare - \$15.**

Test Pattern Generator 1.06 f: **Test Pattern Generator 1.06:** By Larry Pina. Includes a number of different patterns useful for checking horizontal and vertical linearity and focus of your monitor. The program can interrogate video boards to determine the monitor's specifications. **ShareWare - \$10.**

Tiger is a MacPaint format document that may be converted to one of the best startup screens available; the paper white screen of the Mac really does it justice.

UltraBlack f: **UltraBlack:** By Gary Hagestead. A bold headline PostScript Type 1 font consisting of upper and lower case letters and most of the commonly used symbols. It is patterned after the "HelveticaBlack" type style. **UltraBlack.doc** is in MacWrite format. **ShareWare - \$15.**

UnScrolly f (v1.0): **UnScrolly:** By Frédéric Miserey. When the Control Panel is active, this CDEV permits you to select between either a "list view" or "Icon view." **UnScrolly.Doc.Wrt** is in MacWrite format.

UnZip 1.10 f: **UnZip 1.10:** By Samuel H.

Smith, Darin Wayrynen, R.P. Byrne, Paul DuBois and Peter Maika. A utility for decompressing files archived by the popular PC utility PKZIP. **About.UnZip 1.01, appnote.txt** and **UNZIP.DOC** are all in text format.

Viewer f (Glue): **Viewer.** By Solutions, Inc. Permits you to view snapshots of documents saved with Glue or Super Glue. **Glue.des** is the text documentation.

ViewPaint 1.7: By Steve Dagley. This program is a utility to manipulate Paint and StartUpScreen documents. It allows you to open, view, convert and print documents of either type. Also, you may view PICT files. **ShareWare - \$5.**

DISK #25.06A - [] 6 THE BEST OF THE PI

Address Book DA 3.2 f: **Address Book DA v3.2** and **Address Book v3.2.0:** By Jim Leitch. This is a phone list and dialer in DA and application formats which permit viewing of 66 names (length limited to 40 characters) in three columns per page. Select a name and double click to open each record and then choose one of three telephone numbers to dial automatically. Several pages of help; MultiFinder compatible. Files can be exported. **ReadMe** is in text format. **Sample Addr list** is a sample address list. **ShareWare - \$30.**

AppDisk 1.5 f: **AppDisk 1.5:** By Mark Adams. A RAM disk that lets you use part of your ram as a fast disk drive, without restarting your Mac. It is System 7.0 dependent. It has the ability to save its contents to provide some protection against loss of data due to system crashes. **AppDisk 1.5 ReadMe!** is in text format. **ShareWare - \$15.**

BattleCruiser: By Ray White. A classic board game of battleship complete with sounds, board sizes and game options; you may even use radar to view the locations of the ships. **ShareWare - \$2.**

Biplane™ 2.0 f: **Biplane™ 2.0:** By Alan G. Porter, Night Diamonds Software. This is a full-featured spreadsheet program. Biplane worksheets are compatible with worksheets developed using other spreadsheet programs and saved in SYLK or text format. Includes 102 of the most used functions and eight types of charts. Spreadsheet size is 16,384 rows by 512 columns. Individual cells can be formatted by



size, font, color and style. **BiPlane™ Help** is accessible from within the application. **ReadMe** is in text format. For Systems 6.0.3 and higher. **ShareWare – \$59 gets you 200 page manual plus.**

BroadCast 2.0 f: BroadCast: By Joachim Lindenberg. A Chooser Document used to send short messages between Macs on a network. **BroadCast Info** and **BroadCast Info 2** are in text format. Not tested. **ShareWare – \$25 a machine or \$100 a network.**

Canfield 4.0: By Michael A. Casteel, cards by Dave Elward. A solitaire card game. You hear the first few bars of Scott Joplin's Entertainer when play is started. Works with B&W or color. **ShareWare – \$10.**

CFloppy 1.0 f: CFloppy 1.0: By Andrew Welch. Displays floppy disk icons in glorious color. **CFloppy ReadMe** is in text format. For color Macs (16 color or greater) and System 7 and later.

Chime 4.0.4 f: Chime: By Robert Flickinger. This Control Panel Device (CDEV) plays up to 4 snd. resources on the hour, half-hour, and quarter hours. A coo-coo clock chime is included. **ReadMe** is in MacWrite format. **ShareWare – \$10.**

ChooserUser 1.2 f: ChooserUser 1.2: By Maurice Volaski. Lets you control who can change the owner name (System 7) or user name (System 6). It also allows the owner name to be changed at startup, either manually or automatically, a feature that is useful where one Macintosh is shared among different users. **ChooserUser 1.2 Docs mw** is in MacWrite format.

Compact Pro 1.33 f: Compact Pro 1.33: (Previously called Compactor.) By Bill Goodman. Lets you reduce the size of many of the files on your computer by "compressing" the data in the files. Also supports "archives" which are collections of files and folders combined into a single unit. You can simplify the storage of large amounts of data by grouping related items into an archive. **Compact Pro User's Guide** is in MacWrite format. **ShareWare – \$25.**

Cumulonimbus f: Cumulonimbus: By Mike Gleason, Jr. A Tetris like arcade game where you control the position of ice blocks. **C'Nimbus d** is in MacWrite format. You may select block type, size, etc. Supports B&W or color and System 6 or 7. **ShareWare – \$0.50 or more.**

DART™ 1.5 f: DART™ 1.5: By Apple Computer, Inc. A disk archiving and retrieval utility. Copy floppy disk to floppy disk with one or two disk drives or copy from floppy to archive format on your hard disk and vice versa. **User Manual (MS Word)** includes the documentation in Word format and **Release Notes 1.5** is in TeachText format. **DART™ Converter** is a HyperCard stack that permits batch conversion of earlier DART and Disk Copy formats and allows running DART by "remote control" across networks. System 6 compatible and System 7 savvy.

DISK #25.07A – [] 7 THE BEST OF THE PI

DDEExpand™ 3.7.5 f: DDEExpand™ 3.7.5: By Lloyd Chambers & Terry Morse, Salient Software, Inc. Disk Doubler is a commercial file compression program available for the Macintosh. DDEExpand, which is provided free of charge to individuals, is an expand-only version of Disk Doubler. The **DDEExpand ReadMe** is in text format.

Disinfectant 2.9: By John Norstad. Detects and repairs files infected by all of the currently known viruses including Scores, nVIR (A & B), INIT 29, INIT 1984, ANTI (A & B), WDEF (A & B), CDEF, ZUC (A, B & C), MDEF A (Garfield), MDEF B (Top Cat), MDEF C and MDEF D, MacMag (Drew, Brandow, Aldus or Peace), MBDF, CODE 252, T4 and Frankie. Like Virus Detective, it operates under your control and can scan a succession of floppy disks and create a log file of the results. Check out the About Disinfectant under the Apple menu; it's a gas! Requires System Software 6.0 or later and Mac 512KE or later.

DOCMaker v3.9 f: DOCMaker v3.9: By Mark S. Wall, Green Mountain Software. This program was formerly named "The DOCTer." Allows you to create stand alone documents that do not need a word processor to open them. **DOCMaker ShareWare Doc** is double clickable. **ShareWare – \$25 with disk.**

Edit II 2.0.2 f: Edit II 2.0.2: By Kenneth Seah. This relatively powerful text editor is designed as a replacement for the Consulair Edit text editor. It supports program editing with auto-indenting, UNIX Grep search and replace functions, Creator Names

menu and other features. Edit II Doc.MW is in MacWrite format; **Edit II Doc, Edit II ReadMe** and **Version History** are in text format. Requires System Software 4.1 and above. **ShareWare – \$15.**

Extension Manager 1.6 f: Extension Manager 1.6: By Ricardo Batista, Apple Computer, Inc. Permits you to enable or disable loading of system extensions at startup much like INITPicker and other commercial utilities do. For System 7. **Notes for Extensions Mgr 1.6** is in text format.

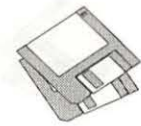
FastEnvelope 2.1.4 f: FastEnvelope 2.1.4sw: By Henry Carstens, Vertical Solutions. Prints envelopes of various sizes and postcards with address, return address, bar code, message (for example—First Class), Icons and Pictures. **FastEnvelope 2.0 Manual-text, QuickStart!** and **What's New** are in text format. **Commercial – see license for ordering information.**

Flash-It 2.2.1 f: Flash-It 2.2.1: By Nobu Toge. Defines three (3) hot-keys to: capture all or a selected part of the screen image, save it to the clipboard or to a disk file, and print it. **FI22.DOC (MW)** and **FI22.DOC (Word 4)** are in MacWrite and Word formats respectively. System 6 and 7 compatible. **ShareWare – \$15.**

FlashWrite [] 1.03 f: FlashWrite [] 1.03: By Andrew Welch. A super notepad DA which may have multiple pages, each with its own name and each containing up to 32,000 characters in any font face, size and style. It can import and export text and you may select your favorite word processor in a preferences setting. The DA also has a find function and counts characters, words, sentences and paragraphs. **FlashWrite [] Docs** is in double clickable application format. **FlashWrite 1.03 Notes** is in text format. **FlashWrite [] Opener** is a Control Panel that goes in the System folder; it permits you to open FlashWrite [] any time you press a definable "hot key." **ShareWare – \$15.**

hayes.commands: A text file of the Hayes modem command set.

miniWRITER 1.73 f: mini-WRITER 1.73: By David Dunham. A text editor with features such as font face and style selection and a find command. **miniWRITER.doc.** is in MacWrite format and the supporting file **ReadMe First (mWRT 1.73)** is in



text format. *ShareWare* - \$12.

DISK #25.08A - II 8 THE BEST OF THE PI

FastLabel 3.1.3sw f: FastLabel 3.0.5:

By Henry Carstens. Permits you to print a variety of labels quickly and easily. Includes standard templates for mailing, disks, VCR, and other label formats for LaserWriter, ImageWriter and DeskWriter printers. You may also create your own templates and save them for later use. This program is worth at least five times the *ShareWare* price. **FastLabel 3.0 Manual.Text** is in text format. *ShareWare* - \$10.

FreeTerm 3.01 f: FreeTerm 3.01:

By William Bond. This simple terminal emulator supports ASCII file transfers, XModem protocol and Macintosh MacBinary II format. It will work on asynchronous communications devices that support data transfer rates from 300 to 57,600 baud. If you have a Hayes-compatible modem, there is support for auto-dialing and hang up commands. **FreeTerm 3.01 ReadMe** is in text format.

GIF Watcher 2.0.3 f: GIFwatcher 2.0.3:

By Kerry Shetline. A DA for viewing GIF files; it is especially designed for viewing GIF files during download. You may select display alternatives that range from best color for your system or a number of dithered color and black and white selections. **GIFwatcher 2.0 doc** is in MacWrite format. **GIFwatcher 2.0.3 update** info is in text format. *ShareWare* - \$15.

Goudy Medieval LW f:

By MentorFonts. A Type 1 font with an old fashioned look. This is a mystery font that came without any author or *ShareWare* information. The AFM file included the reference to Mentor Fonts. Please give us a call if you have any additional information.

IconQuest 1.2 f: IconQuest 1.2:

By André Ouimet. A fascinating board/puzzle game. Merge like icons and they evolve to higher ordered icons which also must be merged. **About "Sample Game File"** is in text format. *ShareWare* - send a postcard.

Informal Oblique f:

By Phil Noguchi. A Type 1 update of **Informal Oblique**, which replaces Slant Informal in public distribution. (Slant was originally designed for informal

correspondence and general every-day printing.) **Docs for Informal Oblique** is in text format.

INIT Tracker 1.2 f: INIT Tracker:

By Andrew Welch. Monitors all INIT's that load after itself to determine the technical changes performed by each INIT. It then writes this information to disk for later analysis. **INIT Tracker Docs** is in double clickable application format. System 6 and 7 compatible. *ShareWare* - \$15.

Little Black Book 1.5 f: Little Black

Book 1.5: By Bill Oliver. A phone book and address book combined that allows you to add as many name and addresses as you like along with as many phone numbers as you wish. It has a find function and auto-dial feature using the Mac speaker or modem. You may also export the information to any word processor or a text file. *ShareWare* - \$20.

MiniScreen 1.5 f: MiniScreen:

By Morgan Davis. MiniScreen changes your color monitor's desktop size to that of a dinky, nine-inch monitor. Now you may easily use that expensive tube to design applications for smaller nine-inch screen Macs. **About MiniScreen...** is in TeachText format. *ShareWare* - \$15.

MODE32 f: MODE32:

By Connectrix. This originally commercial product has been released by Apple to correct a problem on Mac II, IIfx, IICx and SE/30 computer ROMs. These ROMs are not 32-bit clean and will not support System 7 32-bit addressing thus limiting the amount of addressable memory to less than advertised. MODE32 patches the system to correct the problem and give you back the memory addressing you thought you were buying. **ReadMe (MODE32)** is in text format.

MountImage 1.2B1:

By Steve Christensen, Apple Computer, Inc. Mounts the image of disks created with Apple's DiskCopy 4.x. The disks may be "locked" or "unlocked" just like a floppy.

Mug Shot Lite™ 1.3:

By James K. Miles. Creates a "rap sheet" of information about your computer and the programs on it. The rap sheet may be copied to the clipboard or saved as a text file for later formatting in your favorite word processor. Designed to facilitate collecting information about your system when you need to report suspected bugs in programs.

MyAliasMaker 1.0 f: MyAliasMaker

1.0: By Steve Krouse. Permits you to make an alias by dragging the file icon on top of the MAAM file icon. Create aliases of hard and floppy disks by double clicking the MAAM icon and select the desired volume from the window. **About MAAM 1.0** is in text format. Requires System 7 or later. *ShareWare* - \$1 to \$5.

nekoDA: By Kenji Gotoh. An amusing animation of a kitten chasing the mouse cursor patterned after neco.com for the NEC PC-9801.

NeuSansBlackPro TT f:

By Jim Pearson. A sans-serif typeface designed for almost every phase of font use. It's handy for emphasizing text, headlines, special announcements, etc. **About NeuSansBlack** is in text format. *ShareWare* - \$5.

NoBalloonMenu f: NoBalloonMenu:

By Malcolm Davidson. Moves the System 7 balloon menu off the screen, thus making more space available on the menubar. **AboutNoBalloon** is in text format. For System 7 and later.

Open-wide 2.6:

By James W. Walker. Widens the Open and Save dialogs so that you can see long file names. Very useful when the only differences in a file name is near the end of a long name. *PostcardWare*.

PopChar 2.5.2 f: PopChar 2.5.2:

By Günther Blaschek. Enables you to generate every possible character that is available in the current font without having to remember keyboard combinations or to resort to Key Caps. It's all done with the mouse as described in the MacWrite document **PopChar.doc**. System 6 and 7 compatible.

Print2Pict 2.0:

By B Raoult. Preview and save printed pages as PICT files. You may then import them into many word processing, graphics and desktop publishing programs and resize and rotate them for effect.

DISK#25.09A - II 9 THE BEST OF THE PI

PixelFlipper 1.0.1b2 f: PixelFlipper:

By Chris Sanchez. Allows you to change the depth of any monitor connected to your Mac without having to access the Monitors CDEV. Requires Color QuickDraw and System 6.0.5 or greater. **PixelFlipper.text** and **About this version...** are in text format.

QuoterDA 1.0 f: Quoter DA:

By Pete Johnson. Converts text on the



Clipboard into quotes in the form generally used by FidoNet boards. It can also reformat text without adding the quoter's initials and has an encrypting function using a "decoder ring" for those private conversations on a BBS. **About Quoter DA...** is in text format.

RamDisk+ 3.14 f; RamDisk+ 3.03: By Roger D. Bates. A RAM Disk program designed to run automatically on startup. It copies any selected files and folders to the RAM disk and optionally installs a crash saver to recover from system bombs. This program is considered by many to be the best of the ShareWare RAM disks. **ReadMe - RamDisk+** is in TeachText format. System 6 and 7 compatible. **ShareWare - \$35.**

ScrapIt DA 1.3: By John V. Holder. A replacement for Apple's Scrapbook DA; this one lets you create and access multiple files, import text, PICT and Paint files, export text and Paint files and perform other useful functions. **ShareWare - \$15.**

Scroll2 v2.1.11 f; Scroll2 v2.1: By Mayson G. Lancaster. Replaces Apple's standard scrollbar by placing a double arrow at each end of the scrollbar. It saves you time by letting you scroll either way from either end of the scrollbar. **Scroll2.doc** is in text format. **ShareWare - \$15.**

SCSIProbe 3.4 f; SCSIProbe 3.4: By Robert Polic. Like SCSI Tools, displays status of SCSI drive in control panel; mounts SCSI disks and disks that have been dragged to the trash. Also reads drive PROM's and reports back vendor, product and version numbers. **SCSIProbe.ReadMe** is in TeachText format. System 6 and 7 compatible.

Set Clock 3.3: By Jim Leitch. Synchronize your Mac to within one second with a 10 second call to Toronto Canada, Washington, DC or Chesapeake, VA.

Set Paths 1.0b3 f; Set Paths 1.0b3: By Bruce Tomlin. A Control Panel file which maintains a list of up to five folders. The list is used as a search path any time a file open operation occurs. A very handy way to reduce System folder clutter. **Set Paths.doc** is in text format.

SFScrollInit: By Andy Hertzfeld. Remembers the location of any previously selected item when using the "Standard File" dialog boxes so

that you don't have to scroll down the list to get to the next item.

SitExpand 1.01 f; SitExpand 1.01: By Bill Goodman. A utility for extracting files from archives created by StuffIt 1.5.1. SitExpand creates a folder which has the same name as the archive with an "f" appended; this is a real time saver when expanding many separately compressed files not otherwise placed in a folder. **SitExpand Doc** is in text format.

SmartKeys 2.1 f; SmartKeys 2.1: By Maurice Volaski. Type on the Macintosh as if it were still a typewriter. Creates dashes, curly quotes, ligatures and prevents double spaces, doubled caps and > and < signs in place of periods and commas. Requires System 6.0.2 or later. **SmartKeys 2.1 Docs MW** is in MacWrite format.

SoftwareFPU v2.21 f; SoftwareFPU 2.21: By John Neil. Allows most programs expecting an FPU to work properly on the Macintosh LC and IIsi which are not configured with an FPU. A Floating Point Unit (FPU) is a hardware chip that performs certain types of mathematical operations quickly. An FPU is also known as a floating point co-processor or a math co-processor. **About SoftwareFPU - Word** and **About SoftwareFPU - MacWrite** are the documentation. **ShareWare - \$10.**

SoundMaster 1.7.3 f; SoundMaster 1.7.3: By Bruce Tomlin. Specify startup, beep, disk insert, disk eject, bad disk, restart, shutdown and key click sounds, rates and volumes from folders inside your System folders. Use System 6.0.2 or higher. System 6 and 7 compatible. **SoundMaster.doc** and **SoundMaster changes** are in text format. **ShareWare - \$15.**

SoundMover Package 1.75 f: By Riccardo Ettore. A package of four sound programs for different versions of the Mac and System Software. **SoundMover 1.75** moves sounds into and out of the System file and automatically converts between several different (and incompatible) sound formats. **IBeep2** lets you pick an alternative to the standard sound of the Macintosh beep and works with Mac Plus and SE users running System 4.1 and later. **SndControl** contains two complementary CDEV's to Apple's Sound control panel, one for System 6 and one for System 7. **StartupSndInit**

plays compatible sounds placed in the System Folder. **SMP ReadMe** is in TeachText format and **SndControl Manual, SMP ReadMe First and Format 1 vs. Format 2snds...** are in text format. **ShareWare - \$25.**

Star 'Roids 7.0: By Jason Ferrara. An arcade game, one of the best Asteroids games available for the Mac. Two sizes of asteroids and two kinds of flying saucers. Pick up equipment pods for additional capabilities or firepower. For Mac Plus and later. **ShareWare - \$5.**

StuffIt Expander™ 1.0.1 f: By Leonard Rosenthal. Decompress any Macintosh file compressed with Stuffit, Compact Pro or AppleLink packages. **StuffIt Expander Docs** is in TeachText format. Requires System 6.0.4 or later.

Suitcase Maker f; Suitcase Maker: By Guy T. Rice. Creates empty suitcases for fonts, DA's and sounds. **Suitcase Maker ReadMe!** is in text format. Requires System 7.0 or later.

SuperClock! 3.9.1 f; SuperClock!: Steve Christensen. The classic full-featured menu clock; with timer and other features, all configurable from the Control Panel. One of the best free software packages available for the Macintosh. **SuperClock! 3.9 ReadMe (text)** and **SuperClock! 3.9.1 - ReadMe** are in MacWrite format. Free, but if you really want to send something, send it to Stanford Children's Hospital.

System Errors 7.0.1: By Pete Corlis. A stand-alone document which sets out the host of error codes which System 7 can generate. For System 7 and later.

System Picker 1.0b11: By Kevin Aitken. Automatically searches all mounted hard drives to list all System folders and then lets you select one of the Systems from the list to boot from. Perfect for switching between System 6.0.X and 7.0. **ReadMe (System Picker 1.0b11)** is in text format.

theTypeBook 2.37 f; the TypeBook 2.37: By Jim Lewis. Create and maintain a typeface reference book (extremely popular in the Graphics and Typesetting industries). Helps people select typefaces by demon-strating the various artistic attributes of each face on a printed page. **tTB-Manual.txt** and other documents are in text format. Fully compatible with System 7.0 and TrueType.

Trash Chute 2.0: By Melissa Rogers. Double click this application to empty the trash.



**DISK #25.10A - [10
THE BEST OF THE PI.**

Recycle f: Recycle: By Clark T. Riley. A Type 1 font which has the five General class and seven plastic class recycle symbols. **Recycle symbols** is an MS Word document including all the symbols; install the font in your system before viewing or printing the document.

Tape Labeler 4.0b3 f: Tape Labeler 4.0beta3: By Johnathon Z. Simon. A real winner for tape cassette fans. Prints professional looking cassette labels on the ImageWriter or LaserWriter. There is space to type two artists, two album titles and 30 songs, plus noise reduction mode and recording dates (for each side of the tape). Specify the tape length, bias/equalization, tape brand and tape type, a catalog number and a distinctive Identification pattern. Even prints in color. **Tape Labeler 4.0beta3 Docs** describes the features and how to customize it using ResEdit. **Source code (with comments) in ZBasic, \$15 and a blank disk.**

TCS Offline 2.2.2 f: By Henry Halff. A HyperCard stack is for reading and composing TCS messages off-line. This is useful because you work at your own pace, messages may be easily sorted by thread, the HyperCard editor is easier to use than the TCSs and connect time is minimized. **TCS Offline 2.2.2 Docs** is in text format. **TCS Offline 2.2.2 MP II Setting** is a script for users of MicroPhone.

TOM\INIT II 1.0b2 f: TOM\INIT II 1.0b2: By Rod Magnuson and Steve Kiene. Allows menus, including

hierarchials, to be torn off in any application. Great for large monitors. Save yourself from those long trips to the menubar. Tear off titles (TOT's) as well, miniature tear off menus. **TOM\INIT II ReadMe** is in text format. **ShareWare - \$20.**

Trashman 4.0.2 f: Trashman Controls and Trashman Engine: By Dan Walkowski. Deletes files from your trash after they have 'aged' beyond a setpoint that you specify, in days, hours, and minutes. Works with all mounted volumes, including AppleShare. **TrashMan Emptier** empties the trash of any volume that is dropped on it, acting like a selective 'Empty Trash' command. **TrashMan 4.0.2 Docs** is in text format. **ShareWare - \$10.**

TrashPicker 1.0 f: TrashPicker 1.0: By Bill Johnson and Ron Duritsch. Monitors your trash and automatically empties the files you specify. **TrashPicker 1.0 Doc** is in MacWrite format. For System 7 and later. **ShareWare - \$10.**

VirusDetective® 5.0.6.sea: By Jeffrey S. Shulman. This Desk Accessory scans a disk, folder or file to detect a virus. Viruses detected include Scores, nVIR (A & B), INIT 29, INIT 1984, ANTI (A & B), WDEF (A & B), CDEF, ZUC (A, B & C), MDEF A (Garfield), MDEF B (Top Cat), MDEF C and MDEF D, MacMag (Drew, Brandow, Aldus or Peace), MBDF, CODE 252, T4 and Frankie. Virus Detective can search for operator entered strings and can write a log file to disk. This version has extended capabilities and permits you

to easily check out an entire floppy disk library. **JSS Virus Article.-Bkmm/Helv** is the MacWrite II format documentation on the theory and use of Virus Detective. **Search String Sets** contains text files with search strings. **ShareWare - \$35 for license, \$40 for license and disk with other demo programs.**

WindowShade 1.2 f: WindowShade 1.2: By Robert Johnston. Double click anywhere on the title bar of the window and the lower part of the window will 'roll up' underneath the title bar. Double click on the title bar again and the window will lower to its original size. **WindowShade Doc** is in Teach-Text format.

ZoomBar 2.1 f: ZoomBar 2.1: By Brian Westley. Shrink windows to just a title bar. You can now have many windows available on the screen and still see them all without having to move them to uncover hidden ones. Don't use with Microsoft applications. **zoom docs** in text format refers to an earlier version (1.7). **ShareWare - \$5.**

ZTerm 0.9 f: ZTerm 0.9: By David P. Alverson. The communications program recommended by our TCS crew. It supports X-, Y- and Z-Modem data transfers and also includes ten user configurable macros and limited scripting. We have preconfigured the telephone list with the WAPTCS 2400 and 9600 Baud telephone numbers as well as corresponding numbers for the Twilight Clone. **ZTerm Doc 0.9 (MW)** is in MacWrite format, most other documentation is in text format. **ShareWare - \$40.**

HyperCard Upgrade requires HyperCard proof of purchase; any of original disk, first page of manual, receipt or previous HyperCard Upgrade disk.

Mail this form with your check to : Disk Library Washington Apple Pi 7910 Woodmont Avenue, Suite 910 Bethesda, Maryland 20814			Are you a member of Washington Apple Pi, Ltd.? Y/N ___ If Yes, Member Number _____ All payments must be in U.S. funds drawn against U.S. banking institutions. Non-members add \$3.00 per disk to listed prices.		
Number of Disks	Member Price @	Extended	Name		
Singles			Box Number, Apartment, Suite, etc.		
___ 4 or less @	\$4.00=	_____	Street Address		
___ 5 or more @	\$3.50=	_____	City		
___ Sets (marked above)	\$ (above)	_____	State		Zip Code
___ + postage \$1.00/disk, maximum \$5.00.		_____	Day Telephone		Evening Telephone
___ Disk Catalogs		_____			
___ + \$1.50 postage	\$4.50	_____			
TOTAL AMOUNT DUE		\$ _____			



Macintosh Library Order Form

**Pi Library**

— 0.01 - C 01

Anti-Virus Utilities#— 1.01G - AV 1
— 1.02G - AV 2
— 1.03G - AV 3**Desk Accessories#**— 10 disk set; \$30
— 2.01D - DA's 1
— 2.02D - DA's 2
— 2.03D - DA's 3
— 2.04D - DA's 4
— 2.05D - DA's 5
— 2.06D - DA's 6
— 2.07D - DA's 7
— 2.08D - DA's 8
— 2.09D - DA's 9
— 2.10D - DA's 10**F Keys (Function Keys)**— 4.01A - FK's 1
— 4.02A - FK's 2**ImageWriter Fonts#**— 5.01A - IW 1
— 5.02A - IW 2
— 5.03A - IW 3
— 5.04A - IW 4**LaserWriter Fonts**— 29 disk set; \$87
— 6.01 - LW 1
— 6.02 - LW 2
— 6.03 - LW 3
— 6.04 - LW 4
— 6.05 - LW 5
— 6.06 - LW 6
— 6.07 - LW 7
— 6.08 - LW 8
— 6.09 - LW 9
— 6.10 - LW 10
— 6.11 - LW 11
— 6.12 - LW 12
— 6.13 - LW 13
— 6.14 - LW 14
— 6.15 - LW 15
— 6.16 - LW 16
— 6.17 - LW 17
— 6.18 - LW 18
— 6.19 - LW 19
— 6.20 - LW 20
— 6.21 - LW 21
— 6.22 - LW 22
— 6.23 - LW 23
— 6.24 - LW 24
— 6.25 - LW 25
— 6.26 - LW 26
— 6.27 - LW 27
— 6.28 - LW 28
— 6.29 - LW 29**TrueType Fonts**— 11 disk set; \$33
— 7.01 - TT 1
— 7.02 - TT 2
— 7.03 - TT 3
— 7.04 - TT 4
— 7.05 - TT 5
— 7.06 - TT 6
— 7.07 - TT 7
— 7.08 - TT 8
— 7.09 - TT 9
— 7.10 - TT 10
— 7.11 - TT 11**INIT's & CDEV's#**

— 17 disk set; \$51

9.01B - I/C 1

9.02B - I/C 2

9.03B - I/C 3

9.04B - I/C 4

9.05B - I/C 5

9.06B - I/C 6

9.07B - I/C 7

9.08B - I/C 8

9.09B - I/C 9

9.10B - I/C 10

9.11B - I/C 11

9.12B - I/C 12

9.13B - I/C 13

9.14B - I/C 14

9.15B - I/C 15

9.16B - I/C 16

9.17B - I/C 17

Miscellaneous— 10.01 - M 1
— 10.03 - M 3**Paintings (MacPnt)**— 5 disk set; \$15
— 11.01 - P 1
— 11.02 - P 2
— 11.03 - P 3
— 11.04 - P 4
— 11.05 - P 5**Digitized Sounds**— 31 disk set; \$93
— 12.01A - S 1
— 12.02A - S 2
— 12.03 - S 3
— 12.04 - S 4
— 12.05 - S 5
— 12.06 - S 6
— 12.07 - S 7
— 12.08 - S 8
— 12.09 - S 9
— 12.10 - S 10
— 12.11 - S 11
— 12.12 - S 12
— 12.13 - S 13
— 12.14 - S 14
— 12.15 - S 15
— 12.16 - S 16
— 12.17 - S 17
— 12.18 - S 18
— 12.19 - S 19
— 12.20 - S 20
— 12.21 - S 21
— 12.22 - S 22
— 12.23 - S 23
— 12.24 - S 24
— 12.25 - S 25
— 12.26 - S 26
— 12.27 - S 27
— 12.28 - S 28
— 12.29 - S 29
— 12.30 - S 30
— 12.31 - S 31**Telecommunications#**— 13.01B - T 1
— 13.02B - T 2
— 13.03B - T 3**Programmer/Hacker**— 24 disk set; \$72
— 14.01 - PH 1
— 14.02 - PH 2
— 14.04 - PH 4
— 14.05 - PH 5
— 14.06 - PH 6
— 14.07 - PH 7
— 14.08 - PH 8
— 14.09 - PH 9

14.10 - PH 10

14.11 - PH 11

14.12 - PH 12

14.13 - PH 13

14.14 - PH 14

14.15 - PH 15

14.16 - PH 16

14.17 - PH 17

14.18 - PH 18

14.19 - PH 19

14.20 - PH 20

14.21B - PH 21

14.22A - PH 22

14.23 - PH 23

14.24 - PH 24

14.25 - PH 25

Miscellaneous Utils— 13 disk set; \$39
— 15.01A - MU 1
— 15.02A - MU 2
— 15.03A - MU 3
— 15.04A - MU 4
— 15.05A - MU 5
— 15.06A - MU 6
— 15.07A - MU 7
— 15.08A - MU 8
— 15.09A - MU 9
— 15.10A - MU 10
— 15.11A - MU 11
— 15.12A - MU 12
— 15.13A - MU 13**System Utilities**— 29 disk set; \$87
— 16.01C - SU 1
— 16.02C - SU 2
— 16.03C - SU 3
— 16.04C - SU 4
— 16.05C - SU 5
— 16.06C - SU 6
— 16.07C - SU 7
— 16.08C - SU 8
— 16.09C - SU 9
— 16.10C - SU 10
— 16.11C - SU 11
— 16.12C - SU 12
— 16.13C - SU 13
— 16.14C - SU 14
— 16.15C - SU 15
— 16.16C - SU 16
— 16.17C - SU 17
— 16.18C - SU 18
— 16.19C - SU 19
— 16.20C - SU 20
— 16.21C - SU 21
— 16.22C - SU 22
— 16.23C - SU 23
— 16.24C - SU 24
— 16.25C - SU 25
— 16.26C - SU 26
— 16.27C - SU 27
— 16.28C - SU 28
— 16.29C - SU 29**Word Processing Utils**— 5 disk set; \$15
— 17.01A - WP 1
— 17.02A - WP 2
— 17.03A - WP 3
— 17.04A - WP 4
— 17.05A - WP 5**Adobe Screen Fonts**— 16 disk set; \$48
— 18.01A - AF 1
— 18.02A - AF 2
— 18.03A - AF 3
— 18.04A - AF 4
— 18.05A - AF 5
— 18.06A - AF 6
— 18.07A - AF 7
— 18.08A - AF 8
— 18.09A - AF 9
— 18.10A - AF 10
— 18.11A - AF 11
— 18.12A - AF 12
— 18.13A - AF 13
— 18.14A - AF 14
— 18.15A - AF 15
— 18.16A - AF 16**HyperCard StackWare**— 44 disk set; \$132
— 19.01A - SW 1
— 19.02A - SW 2
— 19.03 - SW 3
— 19.04 - SW 4
— 19.05 - SW 5
— 19.06 - SW 6
— 19.07 - SW 7
— 19.08 - SW 8
— 19.09 - SW 9
— 19.10 - SW 10
— 19.11 - SW 11
— 19.12 - SW 12
— 19.13 - SW 13
— 19.14 - SW 14
— 19.15 - SW 15
— 19.16 - SW 16
— 19.17 - SW 17
— 19.18 - SW 18
— 19.19 - SW 19
— 19.20 - SW 20
— 19.21 - SW 21
— 19.22 - SW 22
— 19.23 - SW 23
— 19.24 - SW 24
— 19.25 - SW 25
— 19.26 - SW 26
— 19.27 - SW 27
— 19.28 - SW 28
— 19.29 - SW 29
— 19.30 - SW 30
— 19.31 - SW 31
— 19.32 - SW 32
— 19.33 - SW 33
— 19.34 - SW 34
— 19.35 - SW 35 †
— 19.36 - SW 36 †
— 19.37 - SW 37
— 19.38 - SW 38**Mac II Series**— 13 disk set; \$39
— 20.01 A - M II 1
— 20.02 A - M II 2
— 20.03 A - M II 3
— 20.04 A - M II 4

20.05 A - M II 5

20.06 A - M II 6

20.07 A - M II 7

20.08 B - M II 8

20.09 B - M II 9

20.10 A - M II 10

20.11 A - M II 11

20.12 A - M II 12

20.13 A - M II 13

Fun & Games Series— 22.01 - F/G 1
— 22.02 - F/G 2
— 22.03 - F/G 3**HyperCard External**— 5 disk set; \$15
— 21.01 - HE 1
— 21.02 - HE 2
— 21.03 - HE 3
— 21.04 - HE 4
— 21.05 - HE 5**Serially Numbered**— Disk 30/92
— Disk 74/75
— Disk 77/78
— Disk 80/84
— Disk 85/89
— Disk 91/95
— Disk 96/104
— Disk 105/106
— Disk 108/128
— Disk 134/143
— Disk 150/151
— Disk 153**Best of Pi Series**— 10 disk complete set; \$35
— 5 disk revised set; \$17.50**System Software**— 6.0.3 - 4 disk set; \$12
— 6.0.5 - 4 disk set; \$12
— 6.0.7 - 4 disk set; \$12
— 6.0.8 - 4 disk set; \$12
— 7.0 - 9 disk set; \$20
— 7.0.1 - 6 disk set; \$20 (‡)
— Sys 7/7.0.1 Tune-Up \$3
— QuickTime - 2 disk set; \$6
— TrueType - 2 disk set; \$6
— Apple IIe - 2 disk set; \$6 (‡)**HyperCard Update**— 1.2.5 - 3 disk set; \$9
— 2.0 - 5 disk set; \$15

19.35† 6 disk set; \$15

19.36† 2 disk set; \$7



(‡) on 1.44 Meg diskette

Revised disk series

Update Special— 10 or more disks; \$2.50 each
(any disk series without an #)
August or September Journal
Macintosh Library Order Form)

Apple Disk Library

compiled by John Ruffatto

The Apple Disk Library has been updated and reformatted to enable you to more easily locate those disks in which you are interested. 3.5" disks are listed first, followed by 5.25" disks. Look for the  and  icons which distinguish them. For your reference - the numbers shown in parentheses () after the disk names are the old disk numbers. SW after the disk description indicates that it is ShareWare.

Eamon Adventure Listing:

Codes: -D = DOS 3.3 P = ProDOS PLC = ProDOS Lower Case

1. Main Hall & Beginners Cave -D -P (Beginners Cave)
2. The Lair of the Minotaur- D
3. The Cave of the Mind- D
4. The Zyphur Riverventure-D
5. Castle of Doom -D-P
6. The Death Star -D
7. The Devil's Tomb -D
8. The Abductor's Quarters-D-P
10. The Magic Kingdom -D
11. The Tomb of Molinar-D
12. The Quest for Trezore -D-P
13. Caves of Treasure Island-D
14. Furioso-D
15. Heroes Castle-D
16. The Caves of Mondamen -D -P
17. Merlin's Castle-D
18. Hogarth Castle -D
19. Death Trap-D-P
20. The Black Death-D-P
21. The Quest for Marron-P
22. The Senator's Chambers-P
23. The Temple of Ngurct -D-P
24. Black Mountain-D-P
25. Nuclear Nightmare-D-P
26. Assault on the Mole Man -P
27. Revenge of the Mole Man-P
28. The Tower of London -P
29. The Lost Island of Apple-D
30. The Underground City -D
31. The Gauntlet-D
33. The Orb of Polaris-D-PLC
34. Death's Gateway-D-PLC
35. The Lair of Mutants-P
36. The Citadel of Blood-P
37. Quest for the Holy Grail-D-P
38. City in the Clouds-D-P
39. Museum of Unnatural History-P
41. Caverns of Lanst-D-P
42. Alternate Beginners Cave-D
43. Priests of Xim!-D
44. Escape from the Orc Lair-D
45. SwordQuest-D-P
46. Lifequest-D
47. FutureQuest-D-P
48. Picnic in Paradise -P
49. The Castle Kophinos-P
51. The Caves of Eamon Bluff-P
53. Feast of Carroll-D-P
54. Crystal Mountain-D
55. The Master's Dungeon-D-P
56. The Lost Adventure-D-P
57. The Manxome Foe-D
58. The Land of Death-P
60. The Sewers of Chicago -D
64. Modern Problems -P
68. The Smith's Stronghold -P
69. The Black Castle of NaGog-PLC
73. The Deep Canyon-P
74. DharmaQuest-P
75. Temple of the Guild -P
76. The Search for Yourself -P
77. Temple of the Trolls -PLC
78. The Prince's Tavern -PLC
80. The Search for the Key(80a)-P
81. The Rescue Mission (80b)-P
86. Castle Mantru-P
87. Caves of Hollow Mountain-P
90. The Doomsday Clock-P
91. FutureQuest II-PLC
92. The Fugitive-P
93. Flying Circus-P
97. The House of Secrets-D-P
98. Slave Pits of Kzorland -D
99. In the Clutches of Torrik-P
100. Sorcerer's Spire-P
106. Camp Eamon-P
107. The Last Dragon-PLC
108. The Mines of Moria-PLC
109. The Forest of Fear-P
112. Hills of History-P
113. The Life-Orb of Mevtrek-P
114. Thror's Ring -PLC
117. Dungeon of Doom-P
118. Pittfall-PLC
119. Grunewalde -P
120. Orb of My Life-PLC
121. Wrenhold's Secret Vigil-P
124. Assault on Dolni Keep-PLC
126. The Pyramid of Anharos-P
127. The Hunt for the Ring-P
128. Quest of Erebor-P
129. Return to Moria-P-PLC
130. Haradwaith-P
132. Rhadshur Warrior-P
138. Starfire -PLC
139. Peg's Place-P
145. Buccaneer!-P
147. The Dark Brotherhood-PLC
148. Journey to Jotunheim-P
149. Elemental Apocalypse-P
150. Walled City of Darkness-P-PLC
154. A Trip to Fort Scott -P
155. Tomb of the Vampire-P
158. The Lair of Mr. Ed -P
160. Monty Python & Holy Grail-P
161. Operation Endgame-PLC
162. Eamon 7.0 Demo Adventure -P
166. Storm Breaker -P
169. The Black Phoenix-PLC
170. Ragnarok Revisited-P
183. The Boy and the Bard-P
191. Enhanced Beginners Cave-P
194. Attack of the Kretons-PLC
195. The Training Ground-P
204. Sanctuary -P
206. Curse of the Hellsblade-PLC
- Unk Temple of the Undead-D
- Dungeon Designer-D
- Dungeon Designer Diskette, V.7.0-P
- Eamon Util Diskette-P
- Eamon Util 2 & 3-D
- Graphics Main Hall-All P & PLC Disks

3.5" DISKS

Apple II GS

IIGS SYSTEM DISKS

- ___ GSAS-01 System 5.04-2 Disk Set-\$6
- ___ GSAS-02 HyperMover v.1.1 (Mac & GS)-2 Disk Set-\$6
- ___ GSAS-03 GS Bug & Debugging Tools-V. 1.6-\$3
- ___ GSAS-04 System 6.0-6 Disk Set-\$18

IIGS COMMUNICATIONS (4 DISK SET-\$12)

- ___ GSCM-01C FreeTerm-(2003)
- ___ GSCM-02B SnowTerm-(SW)
- ___ GSCM-03 Mega Term V. 1.3
- ___ GSCM-04 Generic Term V. 3.2 / Telecom V. 0.28

IIGS DEMO (21 DISK SET-\$63)

- ___ GSDM-01 Cartooner's Demo
- ___ GSDM-02 Deluxe Paint II Demo
- ___ GSDM-03 Music Studio Demo
- ___ GSDM-04 Beagle Writes GS Demo
- ___ GSDM-05 Calendar Crafter Demo
- ___ GSDM-06 G.A.T.E. Demo
- ___ GSDM-07 Crys. Quest, Dragon Wars, Pyramid GS
- ___ GSDM-08 Diversi-Tune, Nexus, ProSel 16, Salvation
- ___ GSDM-09 Shanghai Demo & Extra Tile Sets
- ___ GSDM-10 Medley V. 2.0 Demo
- ___ GSDM-11 Battle Chess Demo
- ___ GSDM-12 Task Force Demo
- ___ GSDM-13 Genesys, ProTerm 2.2, TIC
- ___ GSDM-14 Space Harrier Demo
- ___ GSDM-15 HCGS Scrns, MasterTracks Jr., SysEx MIDI
- ___ GSDM-16 AC Basic, Design Master, GS16 Forth, Micol, MicroDot
- ___ GSDM-17 GeNav, ProTerm 3.0, Viad Promo
- ___ GSDM-18 World Geography Program-Disk 1
- ___ GSDM-19 World Geography Information-Disk 2
- ___ GSDM-20 ABC Zoo, AnsiTerm, Dream Graphics, Math Blaster Plus
- ___ GSDM-21 Battle Axe, Deluxe Tetris

IIGS DESK ACC (15 DISK SET-\$45)

- ___ GSDA-01 Desk Acc 1-(2020)-(SW)
- ___ GSDA-02 Desk Acc 2-(SW)
- ___ GSDA-03 Desk Acc 3-(SW)
- ___ GSDA-04 Desk Acc 4-(SW)
- ___ GSDA-05 Desk Acc 5-(SW)
- ___ GSDA-06 Desk Acc 6-(SW)
- ___ GSDA-07 Desk Acc 7-(SW)
- ___ GSDA-08 Desk Acc 8-(SW)
- ___ GSDA-09 Desk Acc 9-(SW)
- ___ GSDA-10 Desk Acc 10-(SW)
- ___ GSDA-11 Desk Acc 11-(SW)
- ___ GSDA-12 Desk Acc 12
- ___ GSDA-13 Desk Acc 13
- ___ GSDA-14 Desk Acc 14
- ___ GSDA-15 Desk Acc 15

IIGS DEVELOPER (11 DISK SET-\$33)

- ___ GSDV-01 Demo Source Code 1-(2005)
- ___ GSDV-02 Demo Source Code 2-(2006)
- ___ GSDV-03 Shell Applications (EXE) 1-(SW)
- ___ GSDV-04 Shell Applications (EXE) 2-(SW)
- ___ GSDV-05 Misc Developer Files 1-(SW)
- ___ GSDV-06 Misc Developer Files 2



- ___ GSDV-07 Misc Developer Files 3
- ___ GSDV-08 Misc Developer Files 4
- ___ GSDV-09 Misc Developer Files 5
- ___ GSDV-10 Misc Developer Files 6
- ___ GSDV-11 Misc Developer Files 7

IIGS EDUCATION (7 DISK SET-\$21)

- ___ GSED-01 Astr. GS: Astr.-Disk 1-(SW)
- ___ GSED-02 Astr. GS: Moon 1-Disk 2-(SW)
- ___ GSED-03 Astr. GS: Planets 1-Disk 3-(SW)
- ___ GSED-04 Astr. GS: Planets 2-Disk 4-(SW)
- ___ GSED-05 Astr. GS: Tools-Disk 5-(SW)
- ___ GSED-06 Astr. GS: Sun-Disk 6-(SW)
- ___ GSED-07 Astr. GS: Util 1-Disk 7-(SW)

IIGS FONTS (27 DISK SET-\$81)

- ___ GSFT-01 A-Plain
- ___ GSFT-02 A-Fancy, Foreign, Graphic
- ___ GSFT-03 B-Plain, Foreign, Graphic
- ___ GSFT-04 B-Plain, Fancy
- ___ GSFT-05 C-Plain
- ___ GSFT-06 C-Plain
- ___ GSFT-07 C-Graphic, Foreign
- ___ GSFT-08 C-Fancy
- ___ GSFT-09 D-Plain, Fancy, Foreign, Graphic
- ___ GSFT-10 E-Plain, Fancy, Foreign, Graphic
- ___ GSFT-11 F-Plain, Fancy, Graphic
- ___ GSFT-12 G-Foreign, Fancy
- ___ GSFT-13 G-Plain, Graphic
- ___ GSFT-14 H-Fancy, Foreign
- ___ GSFT-15 H-Graphic, Plain
- ___ GSFT-16 J
- ___ GSFT-17 K
- ___ GSFT-18 M-Fancy
- ___ GSFT-19 L
- ___ GSFT-20 M-Foreign
- ___ GSFT-21 M-Plain
- ___ GSFT-22 M-Graphic
- ___ GSFT-23 N-Plain, Fancy
- ___ GSFT-24 N-Foreign, Graphic
- ___ GSFT-25 O
- ___ GSFT-26 P-Foreign, Graphic
- ___ GSFT-27 P-Plain, Fancy
- ___ GSFT-28 Q
- ___ GSFT-29 R
- ___ GSFT-30 S-Fancy
- ___ GSFT-31 T-Fancy
- ___ GSFT-32 S-Plain, Graphic
- ___ GSFT-33 S-Foreign
- ___ GSFT-34 T-Plain
- ___ GSFT-35 T-Foreign, Graphic
- ___ GSFT-36 U
- ___ GSFT-37 V
- ___ GSFT-38 W
- ___ GSFT-39 Y
- ___ GSFT-40 Z

IIGS GAMES (31 DISK SET-\$93)

- ___ GSGM-01A Mean 18 Golf Courses-(2007)
- ___ GSGM-02A Mean 18 Golf Courses 2-(2018)
- ___ GSGM-03 Bouncing Bluster Boot Disk-(SW)
- ___ GSGM-04 Bouncing Bluster Data/Docs -(SW)
- ___ GSGM-05 Bouncing Bluster Con. Set-(SW)
- ___ GSGM-06 Games 1-(SW)
- ___ GSGM-07 Games 2-(SW)
- ___ GSGM-08 Games 3-(SW)
- ___ GSGM-09 Games 4-(SW)
- ___ GSGM-10 Games 5-(SW)
- ___ GSGM-11 Games 6-(SW)
- ___ GSGM-12 Games 7-(SW)
- ___ GSGM-13 Games 8-(SW)
- ___ GSGM-14 Games 9-(SW)
- ___ GSGM-15 Games 10-(SW)

- ___ GSGM-16 Games 11-(SW)
- ___ GSGM-17 Mean 18 Golf Courses 3
- ___ GSGM-18 Games 12-(SW)
- ___ GSGM-19 Games 13-(SW)
- ___ GSGM-20 Games 14
- ___ GSGM-21 Columns GS V. 2.0-(SW)
- ___ GSGM-22 Lode Runner GS
- ___ GSGM-23 Games 15
- ___ GSGM-24 Games 16
- ___ GSGM-25 Games 17
- ___ GSGM-26 Games 18
- ___ GSGM-27 Games 19
- ___ GSGM-28 Sensei
- ___ GSGM-29 Easy Dead
- ___ GSGM-30 Space Cluster
- ___ GSGM-32 Explorer GS

IIGS GRAPHICS (31 DISK SET-\$93)

- ___ GSGX-01 Demo Disk A-(2002)
- ___ GSGX-02 Slide Show 1-(2004)
- ___ GSGX-03 Slide Show 2-(2016)
- ___ GSGX-04 Slide Show 3-(2017)
- ___ GSGX-05 Nucleus Demo-ROM 3
- ___ GSGX-06 GIF Graphics 1-(SW)
- ___ GSGX-07 Pics and Util 1-(SW)
- ___ GSGX-08 Pics and Util 2
- ___ GSGX-09A Pics and Util 3
- ___ GSGX-10 Pics and Util 4-(SW)
- ___ GSGX-11 Modulae
- ___ GSGX-12 Paula Abdul Demo
- ___ GSGX-13A Pics and Util 5-(SW)
- ___ GSGX-14 Slide Show 4
- ___ GSGX-15 Slide Show 5
- ___ GSGX-16 Nucleus Demo-ROM 1-(2024)
- ___ GSGX-17 PSGS Graphics 1-Color
- ___ GSGX-18 PSGS Graphics 2-Mono
- ___ GSGX-19 PSGS Graphics 3-Mono
- ___ GSGX-20 Marilyn Monroe Slide Show
- ___ GSGX-21 Pics and Util 6-(SW)
- ___ GSGX-22 Pics and Util 7
- ___ GSGX-23 3200 Pics 1
- ___ GSGX-24 3200 Pics 2
- ___ GSGX-25 FTA Xmas Demo
- ___ GSGX-26 FTA Delta Demo
- ___ GSGX-27 Animaga
- ___ GSGX-28 Sap V. 0.5
- ___ GSGX-30 Sap Spin
- ___ GSGX-31 Pics and Util 8
- ___ GSGX-32 Pics and Util 9

IIGS HYPERCARD (6 DISK SET-\$18)

- ___ GSHC-01 HyperCard Util 1-(SW)
- ___ GSHC-02 HyperCard Util 2-(SW)
- ___ GSHC-03 HyperCard Util 3-(SW)
- ___ GSHC-04 Util: General 1-(SW)
- ___ GSHC-05 Fun & Games: General 1-(SW)
- ___ GSHC-06 Fun & Games: Eamon 1

IIGS HYPERSTUDIO (23 DISK SET-\$69)

- ___ GSHS-01 HS System-Demo Version
- ___ GSHS-02 HS Demo-Demo Version
- ___ GSHS-03 HS Sounds-Demo Version
- ___ GSHS-04 More Stacks-Demo Version
- ___ GSHS-05 More Stacks 2-Demo Version
- ___ GSHS-06 Video Demo-Demo Version
- ___ GSHS-07 Comm Stack-Demo Version
- ___ GSHS-08 MUG 087-Demo Version
- ___ GSHS-09 USA-Demo Version
- ___ GSHS-10 HS Art 2-Demo Version
- ___ GSHS-11 Misc HS Stacks 1
- ___ GSHS-12 Misc HS Stacks 2-(SW)
- ___ GSHS-13 Arizona Stack Disk 1
- ___ GSHS-14 Arizona Stack Disk 2
- ___ GSHS-15 Photography Stack Disk 1

- ___ GSHS-16 Photography Stack Disk 2
- ___ GSHS-17 1906 SF Earthquake/Fire Disk 1
- ___ GSHS-18 1906 SF Earthquake/Fire Disk 2
- ___ GSHS-19 Misc HS Stacks 3
- ___ GSHS-20 Misc HS Stacks 4
- ___ GSHS-21 Misc HS Stacks 5-(SW)
- ___ GSHS-22 Misc HS Stacks 6
- ___ GSHS-23 SoundSmith Song Player XCmd

IIGS ICONS (11 DISK SET-\$33)

- ___ GSIC-01A Finder Icons 1-(2022)-(SW)
- ___ GSIC-02A Finder Icons 2-(SW)
- ___ GSIC-03A Finder Icons 3-(SW)
- ___ GSIC-04A Finder Icons 4-(SW)
- ___ GSIC-05A Finder Icons 5-(SW)
- ___ GSIC-06A Finder Icons 6-(SW)
- ___ GSIC-07A Finder Icons 7-(SW)
- ___ GSIC-08 Finder Icons 8-(SW)
- ___ GSIC-09 Finder Icons 9-(SW)
- ___ GSIC-10 Finder Icons 10-(SW)
- ___ GSIC-11 Finder Icons 11-(SW)

IIGS MISC

- ___ GSMS-01 New Member's Disk-(2000 -(SW)
- ___ GSMS-02B GS Disk Library Catalog Disk 1
- ___ GSMS-03B GS Disk Library Catalog Disk 2

IIGS MUSIC (39 DISK SET \$117)

- ___ GSMU-01A SoundSmith and Songs -(SW)
- ___ GSMU-02 SoundSmith Songs 1
- ___ GSMU-03 SoundSmith Songs 2
- ___ GSMU-04 SoundSmith Songs 3
- ___ GSMU-05 SoundSmith Songs 4
- ___ GSMU-06 SoundSmith Songs 5
- ___ GSMU-07 Diversi-Tune (C) Songs 1
- ___ GSMU-08 Music Studio Songs 1
- ___ GSMU-09 MS Songs 2 (Golden Album Rock 2)
- ___ GSMU-10 A Variety Pack of Songs
- ___ GSMU-11 SoundSmith Songs 6
- ___ GSMU-12 MCS Song "Slide Show"
- ___ GSMU-13 Noisetrapper V. 1.0
- ___ GSMU-14 SoundSmith Songs 7
- ___ GSMU-15 SoundSmith Songs 8
- ___ GSMU-16 Music & Speech
- ___ GSMU-18 Noisetrapper Songs 1
- ___ GSMU-19 Noisetrapper Songs 2
- ___ GSMU-20 Noisetrapper Songs 3
- ___ GSMU-21 Noisetrapper Songs 4
- ___ GSMU-22 GS-IRC Music Disk 1
- ___ GSMU-23 Noisetrapper Songs 5
- ___ GSMU-24 Noisetrapper Songs 6
- ___ GSMU-25 Noisetrapper Songs 7
- ___ GSMU-26 Noisetrapper Songs 8
- ___ GSMU-27 Noisetrapper Songs 9
- ___ GSMU-28 Noisetrapper Songs 10
- ___ GSMU-29 Noisetrapper Songs 11
- ___ GSMU-30 Noisetrapper Songs 12
- ___ GSMU-31 Noisetrapper Songs 13
- ___ GSMU-32 Noisetrapper Songs 14
- ___ GSMU-33 Noisetrapper Songs 15
- ___ GSMU-34 Noisetrapper Songs 16
- ___ GSMU-35 Noisetrapper Songs 17
- ___ GSMU-36 Noisetrapper Songs 18
- ___ GSMU-37 Noisetrapper Songs 19
- ___ GSMU-38 Noisetrapper Songs 20
- ___ GSMU-39 Noisetrapper Songs 21
- ___ GSMU-40 Noisetrapper Songs 22

IIGS SOUNDS (16 DISK SET-\$48)

- ___ GSSN-01A Sounds 1-(2014)
- ___ GSSN-02A Sounds 2-Nostalgia-(2015)
- ___ GSSN-03 Sounds 3
- ___ GSSN-04 Sounds 4
- ___ GSSN-05 Sounds 5-Simpsons 1



- ___ GSSN-06 Sounds 6-Simpsons 2
- ___ GSSN-07 Sounds 7
- ___ GSSN-08 Sounds 8
- ___ GSSN-09 Sounds 9
- ___ GSSN-10 Sounds 10
- ___ GSSN-11 Sounds 11
- ___ GSSN-12 Sounds 12-Cartoons 1
- ___ GSSN-13 Sounds 13-Cartoons 2
- ___ GSSN-14 Sounds 14-Cartoons 3
- ___ GSSN-15 Sounds 15-Cartoons 4
- ___ GSSN-16 Sounds 16-Cartoons 5

IIGS UTILITIES (14 DISK SET-\$42)

- ___ GSUT-01B Util 1-(2001)-(SW)
- ___ GSUT-02 JumpStart Prog Sel V. 3-(2021)
- ___ GSUT-03A Util 2-(2028) (SW)
- ___ GSUT-04A Util 3-(2029) (SW)
- ___ GSUT-05A Util 4-(SW)
- ___ GSUT-06A ZZ Copy-V. 2.21 Disk Copier
- ___ GSUT-07A Util 5-(SW)
- ___ GSUT-08D Utility Works GS V. 2.01 (SW)
- ___ GSUT-09 Util 6-(SW)
- ___ GSUT-10 Util 7-(SW)
- ___ GSUT-11B Util. Works Launcher v. 2.3.1-(SW)
- ___ GSUT-12 Util 8
- ___ GSUT-13 Util 9
- ___ GSUT-14 Desktop Util V. 3.3

3.5" DISKS

APPLE II

APPLE SYSTEM DISKS

- ___ 2APS-01 System Disk-Util V.3.2-\$3



APPLEWORKS

- ___ 2AWK-01 Claris Tech Support (AW, AW-GS)

COMMUNICATIONS

- ___ 2COM-01 TCS Instructions 1.05
- ___ 2COM-02 Applenet V. 1.3

EAMON (ProDOS): (18 DISK SET-\$54) or (14 DISK SET (1-14) -\$42)

- ___ 2EAM-01 Dungeon Designer, Util, Etc.
- ___ 2EAM-02 Advs 1, 5, 8, 12, 16, 19, 20, 21
- ___ 2EAM-03 Advs 22, 23, 24, 25, 26, 27, 28
- ___ 2EAM-04 Advs 35, 36, 37, 38, 39, 41, 45
- ___ 2EAM-05 Advs 47, 48, 49, 51, 53, 55, 56
- ___ 2EAM-06 Advs 58, 64, 68, 73, 74, 75, 76, 86
- ___ 2EAM-07 Advs 80, 81, 87, 90, 92, 93, 97
- ___ 2EAM-08 Advs 99, 100, 106, 109, 112, 113
- ___ 2EAM-09 Advs 117, 119, 121, 126, 155
- ___ 2EAM-10 Advs 127, 128, 129, 130, 132
- ___ 2EAM-11 Advs 139, 145, 148, 150, 154
- ___ 2EAM-12 Advs 149, A, B, C, D
- ___ 2EAM-13 Advs 158, 160, 166, 166A, 166B
- ___ 2EAM-14 Advs 170, 183, 191, 195, 204

EAMON (ProDOS) (LOWER CASE)

- ___ 2EAM-15 Advs 33, 69, 77, 118, 124, 150
- ___ 2EAM-16 Advs 34, 120, 138, 161
- ___ 2EAM-17 Advs 78, 107, 108, 114, 147
- ___ 2EAM-18 Advs 91, 129, 169, 194, 206

EDUCATION

- ___ 2EDU-01 Newton's Apple/Cocaine & Teeth

TECH NOTES (5 DISK SET \$15)

- ___ 2TEN-01A II GS Parts 1 & 2
- ___ 2TEN-02A II GS Parts 3, 4, & 5
- ___ 2TEN-03A File Types
- ___ 2TEN-04A More Tech Notes 1
- ___ 2TEN-05A More Tech Notes 2

UTILITIES

- ___ 2UTL-01 New Member Disk 2.01
- ___ 2UTL-02A DB Master V. 1.01 (SW)

5.25" DISKS

APPLE II

APPLE SYSTEM DISKS

- ___ APSD-01 System Disk-Util V. 3.2-\$1.50
- ___ APSD-02 DOS 3.3 Sys. Mas/DOS 3. Tut.-\$1.50

APPLEWORKS

- ___ APWK-01 Desk,Printer, Money Helpers-(813/814)
- ___ APWK-02 Food. Lists, etc.-(815/816)

COMMUNICATIONS (8 DISK SET-\$12)

- ___ COMM-01 TCS Inst. 1.05 A & B; 1 of 2-(825)
- ___ COMM-02 TCS Inst. 1.05 A & B; 2 of 2-(826)
- ___ COMM-03**WAPABBS.1 Documentation-(121)
- ___ COMM-04 WAPABBS.1-(135/136)
- ___ COMM-05 DI COMM-(SW)-(503)
- ___ COMM-06 Kermit 3.78-Kermit File Trns-(516/820)
- ___ COMM-07 CommTerm and Telecom-(808/817)
- ___ COMM-08 MicroModem II (SW)-HayesTerm-(116/169)

CP/M (11DISK SET-\$16.50)

- ___ CP/M-01** Master Catalog-(401)
- ___ CP/M-02 Util I and II-(402/404)
- ___ CP/M-03 Communications-(403/409)
- ___ CP/M-04 ZCPR2 Install and Util-(406/408)
- ___ CP/M-05 ZCPR2 Doc/EssentialUtil-(407/410)
- ___ CP/M-06 Text Editor/Spreadsheet-(411/412)
- ___ CP/M-07 MDM740(SSC. Comm, 7710, A-CAT)-(413/414)
- ___ CP/M-08 Kermit Source and Running Code-(416/418)
- ___ CP/M-09** Kermit Documentation-(417)
- ___ CP/M-10 Util-(419)
- ___ CP/M-11 Small C. Compiler-(420)

EAMON ADVENTURES (24 DISK SET-\$36)

- ___ EAMN-01 Util II and III -(220/221)
- ___ EAMN-02* Dungeon Des & Adv.#38-(180/229)
- ___ EAMN-03 Eamon Master& Adv.#42-(181/214)
- ___ EAMN-04* Advs 2 & 3 -(182/183)
- ___ EAMN-05* Advs 4 & 5- (184/185)
- ___ EAMN-06* Advs 6 & 7- (186/187)
- ___ EAMN-07* Advs 13 & 14-(188/189)
- ___ EAMN-08* Advs 10 & 11-(190/191)
- ___ EAMN-09* Advs 29 & 8- (192/193)
- ___ EAMN-10* Advs 12 & 30-(194/195)
- ___ EAMN-11* Advs 17 & 18-(196/197)
- ___ EAMN-12* Advs 19 & 20-(198/199)
- ___ EAMN-13* Advs 23 & 24-(200/201)
- ___ EAMN-14* Advs 25 & 53-(202/203)
- ___ EAMN-15* Advs 55 & 54-(204/205)
- ___ EAMN-16* Advs 56 & 57-(206/207)
- ___ EAMN-17* Advs 31 & 41-(208/209)
- ___ EAMN-18* Advs 47 & 97-(210/211)
- ___ EAMN-19* Advs 60 & 98-(212/213)
- ___ EAMN-20* Advs 46 & 45-(215/216)
- ___ EAMN-21* Advs 43 & 15-(217/218)
- ___ EAMN-22* Advs Unk. & 37-(223/224)
- ___ EAMN-23* Advs 16 & 33-(225/226)
- ___ EAMN-24* Advs 34 & 44-(227/228)

*-Requires EAMN-03

EDUCATION (20 DISK SET-\$30)

- ___ EDUC-01 Ed. and Personal Ed. -(76/110)

- ___ EDUC-02 Personal Ed. 2 and Ed. 3-(131/139)
- ___ EDUC-03 Math / Science and Ed. 4-(127/140)
- ___ EDUC-04 Advd Math/Vectors / Morio-(510/513)
- ___ EDUC-05 Albert Camus Int and EleMath-(53 / 150)
- ___ EDUC-06 French Vocab/ Tutorial-(46/123)
- ___ EDUC-07 Boot for L'Hote and L'Hote -(48/49)
- ___ EDUC-08 Tic-Tac-Toe in Fr. /L'Hote Quiz -(47/50)
- ___ EDUC-09 Fr. Poetry Tut/Appollinaire-(51/51)
- ___ EDUC-10 Rafel Boot Disk and Rafel-(55/56)
- ___ EDUC-11 Tic-Tac-Toe in Sp/RafelQuiz-(54/57)
- ___ EDUC-12 Matute and Lo Fatal -(58/59)
- ___ EDUC-13 Reading Fun (SW)-(505)
- ___ EDUC-14 Language Arts Treasures
- ___ EDUC-15 Floppy Book 1
- ___ EDUC-16 Computation Game /AW Temp
- ___ EDUC-17 Algebra Tutorial and Bagels Disk
- ___ EDUC-18 Newton's Apple (Cocaine)
- ___ EDUC-19 Newton's Apple (Teeth)
- ___ EDUC-20 WAP Stack and Tutorial Demo

FORTH

- ___ FRTH-01 Assem/Disass/Screen Editor-(700/701)
- ___ FRTH-02 Go Forth Tut./Fig/Forth78-(702/703)
- ___ FRTH-03 Forth/Floating Point Math-(704)

GAMES (13 DISK SET-\$19.50)

- ___ GAME-01 Games A and B-(102/107)
- ___ GAME-02 Games C and D-(111/128)
- ___ GAME-03 Games E and F-(162/164)
- ___ GAME-04 Keyboard/Paddle Games-(72/74)
- ___ GAME-05 Pinball/Arcade Games-(142/157)
- ___ GAME-06 Text Adv /Mys. House (Sierra)-(73/517)
- ___ GAME-07 Ed. Games G and H-(508/509)
- ___ GAME-08 Sports and Util / Games-(143/160)
- ___ GAME-09 Advs /Game Room-(811/812)
- ___ GAME-10 Haunted House-(176/810)
- ___ GAME-11 Mostly Games/WizWorl I(122/161)
- ___ GAME-12 No. Games 1 / WAP Math Games
- ___ GAME-13 Smart Dice

LOGO

- ___ LOGO-01 Logo Tool Kit and \Docs-(145/146)
- ___ LOGO-02 Sam. Disk/Dallas Apple Logo-(147/158)

MISC (25 DISK SET-\$37.50)

- ___ MISC-01 SS (Coin Collect) /Misc.-(95/115)
- ___ MISC-02 Misc-(119/120)
- ___ MISC-03 Misc and Recipe Files-(125/159)
- ___ MISC-04 Glaq and No Name Yet-(129/175)
- ___ MISC-05 Special DB's /Jim's DB (SW)- (141/504)
- ___ MISC-06 Misc/AppleSoft/AppleWrrr Ie-(152/156)
- ___ MISC-07 Astronomy Short Programs-(506)
- ___ MISC-08 Griffith & Weise Astronomy -(507)
- ___ MISC-09 Aviation-General (1 of 2)-(514)
- ___ MISC-10 Aviation-Navigation (2 of 2)-(515)
- ___ MISC-11 Gardner's Assistant-(518)
- ___ MISC-12 Music and Sights / Sounds-(71/126)
- ___ MISC-13 Merry Xmas/Happy Holidays-(103/165)
- ___ MISC-14 Graphics/Cat Graphix-(108/171)
- ___ MISC-15 Print Shop Graphics-(172)
- ___ MISC-16 Clr.Graphics Fun/Science/Engi-(75/106)
- ___ MISC-17 Plots/Graphs & Charts/Graphs(163/166)
- ___ MISC-18 Business/Math Stat and SS-(70/90)
- ___ MISC-19 SS (Investment) and SS (Bus.)-(91/92)
- ___ MISC-20 Business A and B-(104/113)
- ___ MISC-21 Investments A and B-(153/154)
- ___ MISC-22 Spreadsheet A and Misc-(137/155)
- ___ MISC-23 Riley's Per. Instrumentation-(173)
- ___ MISC-24 ProDOS Graph.Packer/DHR Conv.
- ___ MISC-25 PSL Dual Dos

NEW PRINT SHOP (31 DISK SET-\$46.50)

- ___ NWPS-01 Graphics 01
- ___ NWPS-02 Graphics 02



- ___ NWPS-03 Graphics 03
- ___ NWPS-04 Graphics 04
- ___ NWPS-05 Graphics 05
- ___ NWPS-06 Graphics 06
- ___ NWPS-07 Graphics 07
- ___ NWPS-08 Graphics 08
- ___ NWPS-09 Graphics 09
- ___ NWPS-10 Graphics 10
- ___ NWPS-11 Graphics 11
- ___ NWPS-12 Graphics 12
- ___ NWPS-13 Graphics 13
- ___ NWPS-14 Graphics 14
- ___ NWPS-15 Graphics 15
- ___ NWPS-16 Graphics 16
- ___ NWPS-17 Graphics 17
- ___ NWPS-18 Graphics 18
- ___ NWPS-19 Graphics 19
- ___ NWPS-20 Graphics 20
- ___ NWPS-21 Graphics 21
- ___ NWPS-22 Graphics 22
- ___ NWPS-23 Graphics 23
- ___ NWPS-24 Graphics 24
- ___ NWPS-25 Graphics 25
- ___ NWPS-26 Graphics 26
- ___ NWPS-27 Graphics 27
- ___ NWPS-28 Graphics 28
- ___ NWPS-29 Borders 01
- ___ NWPS-30 Borders 02
- ___ NWPS-31 Fonts 01

PASCAL (8 DISK SET- \$12)

- ___ PASC-01 AttachBios for Pascal 11,Util-(300/301)
- ___ PASC-02 Crypto/Graphics,Bios/Prters-(302/303)
- ___ PASC-03 Misc.,Read/Write DOS/Pmtrs-(304/305)
- ___ PASC-04 Cataloger/Hires Priting/Lisp-(306/307)
- ___ PASC-05 Puffin/Holiday Mus-CPM-Pascal-(308/309)
- ___ PASC-06 3D Ed. /Drill /Hackers Stuff-(310/311)
- ___ PASC-07 Stocks/Wtwatch/Guerrilla Guide-(312/313)
- ___ PASC-08 Pascal / To & From DOS-(133/314)

PILOT

- ___ PILT-01** Pilot Language-(167)

UTILITIES (24 DISK SET- \$36)

- ___ UTIL-01 New Member's Disk-2.01 A/ B-(821)
- ___ UTIL-02 New Member's Disk-2.01 C/D-(822)
- ___ UTIL-03 Util A and B-(100/101)
- ___ UTIL-04 Util C and D-(112/118)
- ___ UTIL-05 Util E and F-(124/132)
- ___ UTIL-06 Util G and H-(138/43)
- ___ UTIL-07 Util I and J-(44/77)
- ___ UTIL-08 Mach. Lang. Util, One-Key DOS-(41/42)
- ___ UTIL-09 Beg.Choice /Intermediate Utils.-(501/502)
- ___ UTIL-10 Diversi Copy and Diversi DOS-(45/130)
- ___ UTIL-11 Add. to ProDOS, Zap Utility-(804/806)
- ___ UTIL-12 Util A (ProDOS), File Cabinet-(802/803)
- ___ UTIL-13 Imageworks-(174/807)
- ___ UTIL-14 Auto Unshrinkit 1.01/ II Plus Shrinkit, Shrinkit 3.3
- ___ UTIL-15 Visi-Trend/Visi-Plot, Calculink-(93/94)
- ___ UTIL-16 AppleSoft Tutor, Picture Packer-(109/117)
- ___ UTIL-17 AppleWriter Util-(168)
- ___ UTIL-18 AppleSoft Progs, Love's Follies-(144/170)
- ___ UTIL-19 "Old" New Member's Disk-(134)

- ___ UTIL-20 JoyReader (SW)-(819)
- ___ UTIL-21 Large Type Joy Reader (SW)-(823)
- ___ UTIL-22 DB Mstr v.01-Prog Disk 1 /Sam. Files(SW)
- ___ UTIL-23 DB Mstr v. 1.01-Prog Disk 2 / Docs (SW)
- ___ UTIL-24 Tutorial Maker

5.25" DISKS

APPLE III

** indicates single sided disks

ACCOUNTING (3 DISK SET-\$4.50)

- ___ 3ACT-01A Easy Accounting
- ___ 3ACT-02 Easy System and Accounts Rec.
- ___ 3ACT-03 Easy System, A/P & G/L

III 3E2P & AW TEMPLATES (11 DISK SET-\$16.50)

- ___ 3AWZ-01 AW-EZP Bus Templates-(1060)
- ___ 3AWZ-02 Checkbook Plus by Lomartire
- ___ 3AWZ-03 Accounting/Finance Templates
- ___ 3AWZ-04 Mortgage Templates
- ___ 3AWZ-05 Checkbook Templates
- ___ 3AWZ-06 Contributions - Disk 1
- ___ 3AWZ-07 BankCalc-Disk 1
- ___ 3AWZ-08 BankCalc-Disk 2
- ___ 3AWZ-09 BankCalc-Disk 3
- ___ 3AWZ-10 Video Catalog-Disk 1
- ___ 3AWZ-11 Video Catalog-Disk 2

III BUSINESS BASIC (9 DISK SET- \$13.50)

- ___ 3BSB-01 Pohlman Disk 01-(1017))
- ___ 3BSB-02 Pohlman Disk 02-(1018)
- ___ 3BSB-03 Pohlman Disk 03-(1019)
- ___ 3BSB-04 Pohlman Disk 04-(1020)
- ___ 3BSB-05 Pohlman Disk 05-(1021)
- ___ 3BSB-06 PPT Demo / BASIC Helps-(1098)
- ___ 3BSB-07 BASIC 1.23 & Util / Auto Basic by Boston
- ___ 3BSB-08 Best of On Three-Basic Programs
- ___ 3BSB-09A Menu Maker 6.1

III GAMES (5 DISK SET- \$7.50)

- ___ 3GAM-01 Games 01-(1001)
- ___ 3GAM-02 Games for Kids-(1007)
- ___ 3GAM-03 Cap'n Magneto-Revised 1/89-(1041)
- ___ 3GAM-04 Games 02
- ___ 3GAM-05 Star Trek

III GRAPHICS (43 DISK SET-\$64.50)

- ___ 3GRX-01 Sketchpad and Slideshow-(1012)
- ___ 3GRX-02 Fig Factory Manual -(1069)
- ___ 3GRX-03 Fig Factory-Black & White-(1070)
- ___ 3GRX-04 Fig Factory-Color-(1071)
- ___ 3GRX-05 Raster Graphics Tool Kit-(1072)
- ___ 3GRX-06 3-D Modeling Tool Kit-(1073)
- ___ 3GRX-07 Chartmaker III-(1074)
- ___ 3GRX-08 Graphics Util-(1075)
- ___ 3GRX-09 Graphics Disk 01-(1062)
- ___ 3GRX-10 Graphics Disk 02-(1076)
- ___ 3GRX-11 Graphics Disk 03-(1077)
- ___ 3GRX-12 Graphics Disk 04-(1078)
- ___ 3GRX-13 Graphics Disk 05-(1079)
- ___ 3GRX-14 Graphics Disk 06-(1080)
- ___ 3GRX-15 Calendar by Bloom-(1081)
- ___ 3GRX-16 Typewriter Art Disk 01-(1082))
- ___ 3GRX-17 Typewriter Art Disk 02 -(1083)
- ___ 3GRX-18 Poster by Bloom-(1084)
- ___ 3GRX-19 Raster Demo / Tmapio
- ___ 3GRX-20 Icon Demo / Tfont
- ___ 3GRX-21 Trixelmap Demo / Mask Demo
- ___ 3GRX-22 Tmem Demo / Trects Demo
- ___ 3GRX-23 GIF Graphics 01

- ___ 3GRX-24 GIF Graphics 02
- ___ 3GRX-25 GIF Graphics 03
- ___ 3GRX-26 GIF Graphics 04
- ___ 3GRX-27 Grafixworks 1 and 2 (SW)
- ___ 3GRX-28 Grafixworks 3 and 4 (SW)
- ___ 3GRX-29A Sign by Bloom
- ___ 3GRX-30 Scanned Graphics #1
- ___ 3GRX-31 FOTOView by Lomartire
- ___ 3GRX-32 A2/A3 Graphics
- ___ 3GRX-33 Floppy Coloring Book 1
- ___ 3GRX-34 Floppy Coloring Book 2 (Trains)
- ___ 3GRX-35 Floppy Clring Bk 3 (More Trains)
- ___ 3GRX-36 Floppy Clring Bk 4 (Win. Olympics)
- ___ 3GRX-37 GIF Graphics 05
- ___ 3GRX-38 Dino Graphics
- ___ 3GRX-39 Book Plate Graphics
- ___ 3GRX-40 Animals #1
- ___ 3GRX-41 ArtWorks
- ___ 3GRX-42 3D Graphics
- ___ 3GRX-43 Summer Olympics

III INFORMATION (35 DISK SET-\$52.50)

- ___ 3INF-01B WAP /// SIG PD Catalog
- ___ 3INF-02C New Member's Disk - (1005)
- ___ 3INF-03 Best of MAUG-(1008)
- ___ 3INF-04 Best of The Source-(1009)
- ___ 3INF-05 Best of TAU-(1010)
- ___ 3INF-06 Best of ATUNC-(1055)
- ___ 3INF-07 Best of III's Company-01 (1015)
- ___ 3INF-08 Best of III's Company-02 (1057)
- ___ 3INF-09 The Best of Bloom-(1035)
- ___ 3INF-10 Impert's Corner by Bloom-(1096)
- ___ 3INF-11 Phase III Conference Plus!-(1047)
- ___ 3INF-12 Best of Ottalini-Disk 01-(1040)
- ___ 3INF-13 Best of Ottalini-Disk 02-(1058)
- ___ 3INF-14 Best of Ottalini-Disk 03-(1059)
- ___ 3INF-15 Best of Ottalini-Disk 04-(1087)
- ___ 3INF-16 Best of Pair BBS
- ___ 3INF-17 Reviews by Bloom
- ___ 3INF-18 III Cheers (Boot and Program)
- ___ 3INF-19 III Cheers (Volumes 1 and 2)
- ___ 3INF-20 Best of Ottalini-Disk 05
- ___ 3INF-21 Three's Company BBS
- ___ 3INF-22 Best of Bloom-Disk 02
- ___ 3INF-23C WAP 3 SIG PD Catalog (3E2P)
- ___ 3INF-24 Best of ATUNC-Disk 02
- ___ 3INF-25 Best of ATUNC-Disk 03
- ___ 3INF-26 Best of ATUNC-Disk 04
- ___ 3INF-27 Best of ATUNC-Disk 05
- ___ 3INF-28 Best of ATUNC-Disk 06
- ___ 3INF-29 How Do I?
- ___ 3INF-30 Pair/DA Data System Catalogs
- ___ 3INF-31 ThreeWorks for Apple 3-Disks 1& 2 (SW)
- ___ 3INF-32 ThreeWorks for Apple 3-Disks 3&4 (SW)
- ___ 3INF-33 ThreeWorks for Apple 3-Disks 5&6 (SW)
- ___ 3INF-34 ThreeWorks for Apple 3-Disks 7&8 (SW)
- ___ 3INF-35 Best of Ottalini-Disk 06

III MISC (20 DISK SET- \$30)

- ___ 3MSC-01 File Cabinet/Sort Directory-(1046)
- ___ 3MSC-02 Contributions-Disk 01-(1053)
- ___ 3MSC-03 Contributions-Disk 02-(1061)
- ___ 3MSC-04 Contributions-Disk 03-(1086)
- ___ 3MSC-05 Le Grayhaven Cookbk Plus!-(1097)
- ___ 3MSC-06 Double Boot (SOS & ProDOS)-(1099)
- ___ 3MSC-07 Apple III Demo Disk 01-(1100)
- ___ 3MSC-08 Apple III Demo Disk 02-(1101)
- ___ 3MSC-09 Apple III Demo Disk 03-(1102)



- ___ 3MSC-10 Apple III+ Keyboard Demo
- ___ 3MSC-11 Best of Salerno
- ___ 3MSC-12 Apple II Boot Disk
- ___ 3MSC-13 French Tutor
- ___ 3MSC-14 Italian Tutor
- ___ 3MSC-15 Contributions-Disk 04
- ___ 3MSC-16 Bowling List /Grid Grade
- ___ 3MSC-17 Floppy Book
- ___ 3MSC-18 Music-Music-Music
- ___ 3MSC-19A Adv. VisiCalc (HD Ver.), Mail List Mngr (HD Ver.)
- ___ 3MSC-20 BBQ Recipes and More

III PASCAL (20 DISK SET- \$30)

- ___ 3PCL-01 Pascal 1.2
- ___ 3PCL-02 2.0 Compiler/ToolKit V. 1
- ___ 3PCL-03 ToolKit V. 2/V. 3
- ___ 3PCL-04 Pronto Debugger/SANE 1
- ___ 3PCL-05 SANE 2/ SANE 3
- ___ 3PCL-06 SOS IO's/ExerSOS
- ___ 3PCL-07 Util: PutDemo/PutLib
- ___ 3PCL-08 Cisar's Pascal 1.2
- ___ 3PCL-09 Chaos Pascal Programs
- ___ 3PCL-10 Power Keys DM & Source Code
- ___ 3PCL-11 Power Keys DM-Disk 2
- ___ 3PCL-12 MacStuff
- ___ 3PCL-13 David Craig-Disk 1
- ___ 3PCL-14 David Craig-Disk 2
- ___ 3PCL-15 David Craig-Disk 3
- ___ 3PCL-16 IEEE Files for Apple II & Apple III
- ___ 3PCL-17 Modified Pascal Menu Maker
- ___ 3PCL-18 Fortran Manual-Disk 1
- ___ 3PCL-19 Fortran Manual-Disk 2
- ___ 3PCL-20 Fortran

III REPAIRS (9 DISK SET- \$13.50)

- ___ 3REP-01 Apple 3 Diagnostics-Disk 01-(1013)
- ___ 3REP-02 Apple 3 Diag-Disk 02 /Block Edit by Mensh-(1094)
- ___ 3REP-03 Repairing your Apple III-(1088)

- ___ 3REP-04 Brain Surgeon-(1089)
- ___ 3REP-05 Disk Map-(1090)
- ___ 3REP-06 Disk Check and Pro Health-(1091)
- ___ 3REP-07 Vindicator, Catalyst Fixer-(1092)
- ___ 3REP-08 Block Editor,Block Byter-(1093)
- ___ 3REP-09 Jeppson Disassembler-(1095)

III TELECOMMUNICATIONS (9 DISK SET\$13.50)

- ___ 3TEL-01 Telecom-Disk 01-(1063)
- ___ 3TEL-02 Telecom-Disk 02/Access III-(1064)
- ___ 3TEL-03 Telecom-Disk 03-(1065)
- ___ 3TEL-04 Kermit III-(1066)
- ___ 3TEL-05 XModem III-(1067)
- ___ 3TEL-06 TerminALL Manual-(1032)
- ___ 3TEL-07 TerminALL Program-(1033)
- ___ 3TEL-08 WAP TCS Disk
- ___ 3TEL-09 InfoNet (Source, Docs, & Program)

III UTILITIES (41 DISK SET- \$61.50)

- ___ 3UTL-01 System Util and Data-(1004)
- ___ 3UTL-02 Apple II Emulation-Disk 01-(1043)
- ___ 3UTL-03 Apple II Emulation-Disk 02-(1044)
- ___ 3UTL-04 SOS Drivers-(1052)
- ___ 3UTL-05 Basic Boot Disk-(1014)
- ___ 3UTL-06 Basic Util-Disk 01-(1002)
- ___ 3UTL-07 Programmers Power Tools-(1056)
- ___ 3UTL-08 Applecon-(1016)
- ___ 3UTL-09 Diskmaker and Appleseeds-(1045)
- ___ 3UTL-10 Basic XT and Basic Util-(1022)
- ___ 3UTL-11 The Retriever-(1023)
- ___ 3UTL-12 Power Print III-(1024)
- ___ 3UTL-13 Disk Window III Plus-(1025)
- ___ 3UTL-14 Source Window/Data Window-(1026)

- ___ 3UTL-15 Powercat and Basic XRF-(1027)
- ___ 3UTL-16 Basic Extension-(1031)
- ___ 3UTL-17 Power Keys DM Plus-(1034)
- ___ 3UTL-18 RAM+3/Two-n-Fro III /128K-(1036)
- ___ 3UTL-19 Basic GTO-(1051)
- ___ 3UTL-20 Custom Font Manual-(1037)
- ___ 3UTL-21 Custom Font-(1038)
- ___ 3UTL-22 Fonts-Disk 01-(1039)
- ___ 3UTL-23 Disk III Backup by Bloom-(1011)
- ___ 3UTL-24 Gucspar by Bloom-(1042)
- ___ 3UTL-25 ACCIDIF by Bloom-(1028)
- ___ 3UTL-26 Mail List Manager by Bloom-(1068)
- ___ 3UTL-27 MLM Util by Bloom-Disk 01-(1048)
- ___ 3UTL-28A MLM Util by Bloom-Disk 02-(1049)
- ___ 3UTL-29 MLM Util by Bloom-Disk 03-(1050)
- ___ 3UTL-30 AppleWriter to 3 EZP by Bloom - (1085)
- ___ 3UTL-31 Pascal Menu Maker-(1054)
- ___ 3UTL-32 Catalyst Release
- ___ 3UTL-33 Reformatter III
- ___ 3UTL-34 Custom Font Demo& Font Bib PD
- ___ 3UTL-35 Apple 3-IBM by Bloom
- ___ 3UTL-36 ASCIIUPLD by Bloom
- ___ 3UTL-37 Font Generator 3
- ___ 3UTL-38 Apple 3 Reboot
- ___ 3UTL-39 Conpath by Bloom
- ___ 3UTL-40 BlocRead by Bloom
- ___ 3UTL-41 Nvacsi By Bloom

III WORD PROCESSING (6 DISK SET- \$9)

- ___ 3WDP-01A AppleWriter-(1006)
- ___ 3WDP-02 Footnote III-(1003)
- ___ 3WDP-03 InkWell Manual-(1029)
- ___ 3WDP-04 InkWell Program-(1030)
- ___ 3WDP-05 AppleWriter Demo
- ___ 3WDP-06 Script 3 & Pascal Text Editor

Mail this form with your check to : Disketeria Washington Apple Pi 7910 Woodmont Avenue, Suite 910 Bethesda, Maryland 20814			Are you a member of Washington Apple Pi, Ltd? Y/N __. If Yes, Member Number _____. All payments must be in U.S. funds drawn against U.S. banking institutions. Non-members add \$3.00 per disk to listed prices for 3.5" and \$1.50 per disk for 5.25" disks.		
Number of Disks 3.5" Singles ___ 4 or less @ ___ 5 or more @ Sets (as marked)	Member Price @ \$4.00 \$3.50 \$(above)	Extended \$ _____ \$ _____ \$ _____	Name _____		
5.25" Singles ___ 4 or less @ ___ 5 or more @ Sets (as marked)	\$2.00 \$1.75 \$(above)	\$ _____ \$ _____ \$ _____	Box Number, Apartment, Suite, etc. _____		
+ postage \$1.00/disk, max. \$5.00.			Street Address _____		
TOTAL AMOUNT DUE \$ _____			City _____	State _____	Zip Code _____
			Day Telephone _____	Evening Telephone _____	

Please write disk numbers on a separate sheet of paper and include them with your order.



Classified Advertisements

Classified advertisements can be placed by mailing copy to the business office of Washington Apple Pi, Ltd., 7910 Woodmont Avenue, Suite 910, Bethesda, MD 20814. Be sure to include your WAP membership number and indicate area codes with your phone numbers. Ads must be received by the ad copy due date listed in the Calendar pages for that month in order to be included in the appropriate issue. Any ads postmarked after that time will be included at the discretion of the Editor. Cost is \$2.00/line (40 characters per line), maximum 12 lines. Members of Washington Apple Pi, Ltd., may place ads up to three lines at no charge. The editor reserves the right to refuse any ads deemed inappropriate.

Services Offered

**Law Offices of
Richard S. Sternberg**
A General Practice of Law since 1984
General Civil & Criminal Litigation
Employment, Labor & Civil Rights
Personal Injury & Auto Accidents
Business and Corporate Practice
Domestic Relations
Wills & Probate
Admitted DC, MD, VA, & Fed.
Courts
First consultation free and discount
rates with valid Pi membership
202-638-2300

All Apple and Compatible Peripherals
BOARD and COMPONENT Level Repair
Member and Student DISCOUNTS
Upgrades and Data Recovery Call Steve
Ridenhour in Tenlytown Computer Clinic
Center, 4433 Wisconsin Ave, NW, Wash-
ington, D.C. 20016. 202- 362-9702.

Private computer lessons for kids. Apple
II specialist experienced with special needs
children (gifted, L.D.) References. \$30/hour
call Phil Shapiro 202-686-5465 (Prefer DC
or Montgomery County Locations).

**LEARN LASER PRINTER REPAIR
FROM EXPERTS**—On December 4-6, our
firm will conduct a hands-on seminar in the
Washington area. Over 200 trainees have
come to us in Lake Forest, CA to get our
training. Now we bring this excellent course
virtually to your doorstep. Call for further
information on this unique independent in-
come opportunity. Thompson & Thomp-
son 800-457-5776

Wanted

Wanted to buy a used (but not abused!)
SCSI hard disk for a Mac Plus. Contact Alvin
(evenings) at 301/384-0796.

Sunburst software. Got Muppet Learn-
ing Keys at Garage Sale; need programs that
go with. Call Barbara at 703/573-8140.

Give Aways

I have all the issues of the WAP journal
from November 1982 through October
1989. If anyone would like to have any or all
of these issues free of charge, call me (Don
Hall) in Arlington at 703/532-5249

For Sale

DaynaFile 360K/1.2M dual w/latest
DOS-Mounter Software-\$150. Aldus Gal-
lery Effects (new)-\$85. Call 703/273-4513.

MacPlus w/68030 accel. & 4 megabyte
RAM; 68851 PMMU; 4 1-megabyte 70ns
SIMM's; 800k intFD; 40 megabyte intHD;
40extHD. Call 703/739-7904 10-6.

ALLNET SERVICE CENTER

Apple and Macintosh Specialists

Mac Plus/512 Power Supply \$95
One MB Memory Upgrade Installed \$48
Upgrade Mac 512 KE to Mac Plus w/ 1 MB RAM \$335
Laser Printer, Hard Drive, Floppy Drive Repair
Call for our low rates • Pickup/Delivery
On-site/Walk-in • Service Agreements

3020 Wilson Blvd., Arlington, VA, Tel: 703-527-4300

Mac SE 2/40 \$650, SE 2/20 \$600, PLP Laser w/2 megabyte \$500, Image Writer \$100, Dynaflex \$400, Fax Modem \$150, External Floppy \$50, PLI removable cartridge drives \$600=lots of software. Discount to purchase all equipment. Call Peter at 202-789-1011.

Apple IIc 1 megabyte RAM Clock \$250.00; 3.5 Uni drive \$200; ZIPCHIP8 \$80.00 call 703/729-2539.

For Sale Style Writer \$275.00-\$250.00 Call Bob at 703-450-0712.

New in box, a WACOM Pressure Sensitive Tablet, 6x9" \$410. Contact Laura at 301-984-3706.

MAC SE - 1 megabyte RAM, 20 megabyte HardDrive, 1 floppy, kb, mouse, case, software incl., like new, \$800. obo 703-276-1774.

Two computers in one: WOZ Ltd Edition Apple IIGS with Applied Engineering PC Transporter card (PCT=a 640k IBM PC XT compatible computer. Includes AppleColor RGB Monitor & AE GS-RAM card with 1.5 megabyte, Apple 5.25 Drive, 2: Apple UniDisk 3.5 drives, Apple 3.5 drive (serves also as PCT B: drive) & a 5.25" drive for PCT. \$800 + shipping. 45 megabyte SCSI hard drive + PCT software all set up to go: \$350. For software and books call. Payment by MC/VISA possible. Stephen Bach 804-977-7015.

Apple Macintosh Portrait Display (a 15" gray scale monitor). Uses the built-in video of the Mac IIci or IIsi. Complete documentation, cable and dust cover also included. Perfect condition. \$500 OBO Call Stu, 410-730-2552 and leave message.

Apple III: low mileage and good tires. 256k, monitor, serial interface, clock; Hayes SmartModem 300 and Access; VisiCalc; Apple Writer and Speller; Business Basic, Graphics, Mail List Manager. (IBM 50 ET electronic typewriter and buffer optional) \$750.00 OBO 703-549-9059.

Apple LaserWriter Logic Boards. Fast component level repairs: L/W -\$200; +, NT -\$250; NTX -\$350 Call Thompson & Thompson 800-457-5776

A Guidebook For Parents: This guidebook on using home computers to supplement the education of children ages 4 through 10. It includes extensive reviews, articles on using programs in the home, and where to

purchase programs. It applies to Apple II's (Apple IIe and IIc). \$9.50 includes postage. Call 410/944-0382 for further information, or send a check to Ray Easley at 7212 Chamberlain Rd, Baltimore, MD 21207.

PROGRAMMER

Booz•Allen & Hamilton, a world leader in developing technological solutions to demanding problems for government and industry, has an immediate opening for an experienced programmer to provide systems analysis and programming support to our Advanced Technology Group.

To qualify, you should have the following skills and background:

- B.S. degree in Computer Science or equivalent, plus at least two years of relevant experience
- Strong Macintosh skills
- Experience with FOXBASE/DBase programming
- Macintosh networking knowledge a plus (AppleTalk, Novell NetWare)

We offer a competitive salary, excellent benefits and a challenging work environment. For immediate consideration, please send your resume to Debra Loreilhe at Booz•Allen & Hamilton Inc., Dept. 3083, 8283 Greensboro Drive, McLean, VA 22102.

BOOZ•ALLEN & HAMILTON

A World Leader in Management and Technology Consulting

Equal Opportunity Employer

Look What We Can Offer You:

- ✓ 4 Imagesetters:
 - ☆ L330, RIP 40
 - ☆ Agfa 9800, Emerald RIP
 - ☆ L230
 - ☆ L200
- ✓ Color Proofing Systems:
 - ☆ 3M Thermal-Sublimation
 - ☆ Canon CLC-300
 - ☆ DuPont Chromacheck
- ✓ Scanning:
 - ☆ Color (Flatbed & Slide)
 - ☆ Grayscale/Line/OCR
- ✓ Turnaround to Suit Your Needs
- ✓ Delivery at Cost
- ✓ 24-Hour Bulletin Board System
- ✓ Qualified Technical Support



Imaging at its Best!

4300 King Street, Suite 105, Alexandria, Virginia 22302

Phone: (703) 824-8022 • Fax: (703) 824-8023 • BBS: (703) 824-8024

Washington Apple Pi, Ltd.
 7910 Woodmont Ave., Suite 910
 Bethesda, MD 20814
 October 1992

Second Class
 postage rates
 paid at
 Bethesda, MD

• SuperMac • Radius • GCC • Microtech • QMS • Texas Instruments • Sigma Designs • Total Systems • Daystar •

Radius Summer Special



Full page dual orientation 832x624
 8-Bit Color Display.
 Includes interface card for Nubus,
 IIsi, LC, or SE/30. Limited Time
 Offer! Free Installation.

Rocket 25i.....\$1249

25mhz 040 Accelerator

Precision Color 24X...\$1499

Accelerated Video Card to 1152x870

Precision Color 24Xp...\$549

Accelerated Video Card to 832x624

Precision Color 24Xk...\$949

Accelerated Video Card to 1024x768

MEMORY

1 Meg \$39	PowerBook 2 Meg \$99	512 VRAM (LC) \$69
2 Meg \$75	PowerBook 4 Meg \$259	256 VRAM (Quadra) \$49
4 Meg \$120	PowerBook 6 Meg \$319	
16 Meg \$549		



1 Year Warranty. All SIMMS 80ns or
 faster. Ask about our trade-in
 prices for your old memory.

Hard Drives

Quantum 52 \$269 Int	Fujitsu 425 \$1049 Int
\$374 Ext	\$1149 Ext
Quantum 105 \$399 Int	Fujitsu 520 \$1249 Int
\$474 Ext	\$1349 Ext
Quantum 240 \$725 Int	Fujitsu 1.2G \$1799 Int
\$825 Ext	\$1899 Ext

All drives are NEW, not drives
 pulled out of machines and
 repackaged. Quantum Drives
 feature 2 Year Warranties, Fujitsu
 drives feature 5 Year Warranties.

Supra Modems Now in Stock

14400 v.32bis Fax Modem \$399
 2400 v.42bis Fax Modem \$199

Printers

NEC Silentwriter 95\$1499

Postscript 2, 6PPM, Resolution Enhancement,
 Envelope Feeder

GCC BLP Elite\$1149

Postscript, 4PPM, 300dpi, 35 Font, Edge to
 Edge printing Envelope Utility, 2MB Memory.

GCC PLP II\$849

300dpi QuickDraw Laser Printer, SCSI speed,
 Background Printing, ATM & Adobe Fonts,
 1MB Memory.

DataProducts 960\$1725

Postscript 2, High Speed RISC Processor, 2MB
 Memory. 250 Page paper tray. Small Compact
 Footprint, Top Rated by MacUser Magazine.

macUpgrades

6931 Arlington Road, Bethesda MD 20814
 Less than 1 Mile from the WAP Office
 At the corner of Arlington Road and Bradley
 Boulevard, behind Peoples.
 Unlimited Validated Free Parking in Garage
 Weekdays 10-6, Saturday 11-4
 MasterCard/Visa Accepted

301 • 907 • 0300

• Caere • Norton • Symantec • Berkley • TECHWORKS • American Power • Computer Peripherals • Hayes • Shiva

• Applied Engineering • Sony • Micron • Quantum • NEC • Farallon • Dove • Dayna • Microtek • Panasonic • Mobius

• Mass Micro • Adobe • Xerox/DataCopy • Asanté • CE Software • Cayman • Maxtor • Microsoft • Novell • Aldus

All trademarks property of their owners. Macintosh is a registered trademark of Apple Computer. Original artwork for this ad printed on the DataProducts LZR-1560 - Prices subject to change without notice.