


WASHINGTON APPLE PI



Washington Apple Pi Journal Volume 28, Number 3

- President's Corner – 4
- Washington Apple Pi Elections 2006 - 6
- Best of the TCS - 9
- Securely Store Personal Files - 11
- Learning to Love Your Mac - 14
- February and March General Mtgs -17
- The *Pi Journal* Wants YOU!! - 20

Upcoming Events

- May 27: Mac Training Day – IFC
- June 24: iRemember – 1
- July 15: Picnic – 3
- Washington Apple Pi Mini Meetings – 5

**OUTSTANDING
DISCUSSION**
<http://tcs.wap.org>



9

Remember!
Cast Your Ballot at
vote.wap.org before May 31!

6

Authenticate 11

Enter a password to secure your files on stuff.dmg. If you forget this password you will not be able to access the files stored on this image. Forgotten passwords cannot be retrieved.

Password: [password field]

Verify: [password field]

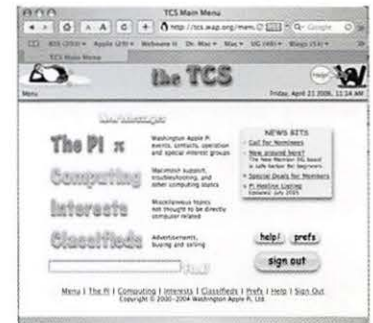
Remember password (add to Keychain)

Cancel OK

MAY 2006 WASHINGTON APPLE PI GENERAL MEETING

Microsoft Innovation & Technology Center, 12012 Sunset Hills Road, Reston, VA

Macintosh Training Day



Saturday, May 27, 2006

8:30 a.m.-12:00 p.m.


Join your fellow Apple Pi Members for a day of training! Choose four training sessions from almost a dozen different topics. The Microsoft Training facility will open at 8:30 and the 30 minute classes will begin promptly at 9:00 a.m. We will join together for a General Meeting at 11:20 where candidates for next year's Board of Directors will be introduced.

Topics to be covered include Email security, how to use the TCS, iWeb, iPods and iTunes, iPhoto and several others.

If you would like to be the presenter for one of the sessions or if you would like to suggest a topic, send an e-mail to vpprograms@wap.org.

Schedule:

- 8:30 - Training Room Opens
- 8:55 - Room dividers closed
- 9:00 - 9:30 Session 1
- 9:35 - 10:05 Session 2
- 10:10 - 10:40 Session 3
- 10:45 - 11:15 Session 4
- 11:20 - Room dividers opened
- 11:30 - General Meeting, drawings and announcements
- 12:00 - Meeting adjourns



Learn how to turn your digital photos into album pages or decorative pictures with

**Doug Troxell of
iRemember**

<http://www.macscrapbook.com/>

Microsoft Innovation &
Technology Center
12012 Sunset Hills Road
Reston, VA

- 8:30 - Check-in, social time
- 8:55 - Room divided
- 9:00 - 10:00 - A choice of three mini meetings
- 10:10 - 11:10 - iRemember presentation
- 11:10 General Meeting, drawing and announcements
- 12:00 - Meeting adjourns

Mini-Meeting topics to be determined, but will probably include sessions on improving photos and a general Macintosh topic. If you would like to help with the presentations, email vpprograms@wap.org

Washington Apple Pi General Meeting
Saturday, June 24, 8:30 a.m. – 12:00 p.m.

Table of Contents

Volume 28

May/June 2006

Number 3

Articles

President's Corner - <i>John Barnes</i>	4
Washington Apple Pi Elections 2006 - <i>Election Committee</i>	6-8
The Best of the TCS - <i>Dick Rucker</i>	9, 10
Securely Store Personal Files - without <i>FileVault</i> - <i>Lawrence Charters</i>	11-13
Learning to Love Your Mac - <i>John Barnes</i>	14-16
February and March General Meetings - <i>Bob Jarecke</i>	17-20
The Pi Journal Wants YOU!! - <i>John Barnes</i>	20

Club Stuff

General Meetings	Inside Front Cover, 1, 3, 5
Club Officers	22
Tutorials - <i>tutorials@wap.org</i>	23
Club Notices - <i>president@wap.org</i>	22
Special Interest Groups - <i>http://lists.wap.org/lists/</i>	21
Classified Ads - <i>office@wap.org</i>	24
Photo Credits	24

Advertisers

MacUpgrades.....	24
Heller Information Services.....	Inside Back Cover
Absolute Mac.....	Back Cover

Postal Information

Washington Apple Pi Journal (ISSN 1056-7682) is published bi-monthly by Washington Apple Pi, Ltd., 12022 Parklawn Drive, Rockville, MD 20852. Periodical postage paid at Rockville, MD.

Annual membership dues for Washington Apple Pi, Ltd. are \$49; of this amount \$18 is for a subscription to the *Washington Apple Pi Journal*. Subscriptions are not available without membership.

POSTMASTER: Send address changes to Washington Apple Pi, 12022 Parklawn Drive, Rockville, MD 20852.

Change of Address should reach us 60 days in advance of the move to ensure that your Journals continue uninterrupted.

Deadlines

Writers' submissions & ad copy
May/June 2006.....April 1
July/August 2006..... June 1

Editorial Staff

Managing Editor

John Barnes; john.barnes@wap.org

Macintosh/Reviews Editor

Lawrence Charters; maceditor@wap.org

Photo Editor

Richard Sanderson; richard@sandersoncomputer.com

Find Washington Apple Pi on the Worldwide Web at
<http://www.wap.org>
For Contact and Copyright Information, Please see
Page 30

Washington Apple Pi



Summer Picnic

Visit With Bob "Dr. Mac" LeVitus

Bob "Dr. Mac" LeVitus will be our special guest. He will give a short informal presentation about the state of the Mac after lunch.

Date, Time and Location

Join us on Saturday, July 15 from 11:00 a.m to 3:00 p.m. Our picnic will be held at the home of Pat and Ron Fauquet in Fairfax Station VA. They have shaded backyard and deck. There is ample street parking. Please bring lawn chairs. Tables will be provided.

Other Activities

Challenge Bob and your fellow club members to a game of Bocce, a round of horse shoes and other picnic games.

Dining

The Pi will provide soft drinks, hamburgers and hot dogs. Club members are asked to bring a side dish or dessert for six to share with the group. We will begin grilling the hamburgers and hot dogs at noon.

RSVP

So that we will have enough food and soft drinks, please RSVP by phone at 703 495 9520 or by E-mail, to vpprograms@wap.org by July 8.

Directions

Address -- 9054 Emma Ann Way, Fairfax Station, VA 22039, phone -- 703 495 8520

From Interstate 95:

Get on Interstate 95. Continue to the Lorton Road exit. At the end of the exit, make a RIGHT onto Lorton Road and continue to the next traffic light. Make a RIGHT turn on Silverbrook Road. Continue for 2.7 miles. Take the second RIGHT after the Durga Temple onto Bayberry Ridge Road. It is immediately past the Crosspointe Animal Hospital. Make an immediate LEFT to Emma Ann Way. We are in the last house on the RIGHT.

From the Fairfax County Parkway (7100):

Get on the Fairfax County Parkway. Exit at the OX ROAD/VA 123 EXIT, going SOUTH. Bear LEFT on the off ramp. Turn LEFT onto OX RD/VA-123 South. Travel 4.4 miles. Turn LEFT onto SILVERBROOK RD/VA-600. Travel about 3 miles. Turn LEFT onto BAYBERRY RIDGE ROAD. Travel about 100 yds. This is immediately before the Crosspointe Animal Hospital on the Right. Make an immediate LEFT to Emma Ann Way. We are in the last house on the RIGHT. Immediately turn LEFT onto EMMA ANN WAY. Our home is at 9054 Emma Ann Way. It is the last house on the RIGHT. If you get to Hooes Road and the Durga Temple, you have gone too far. Turn around at make a right after the Crosspointe Animal Hospital.

President's Corner

©2006 John D. Barnes

The Last Three Years

Term limits have caught up with me after nearly three years of continuous service on the Pi Board of Directors. I decided to step aside in order to let the BoD members who will form the nucleus of next year's leadership get a head start on their activities. Bob Jarecke has shown himself to be dedicated to the Pi in a variety of roles. Dick Rucker has had a powerful hand in restructuring our financial system over the past two years. I single out these two because their work had had a major impact that will carry with the organization as it moves forward.

Make no mistake about it, the Pi has reinvented itself as an agile and robust organization that should be able to adapt itself to any situation that it evolves into. Necessity has driven us to economize in many ways, but the organization's core values and core activities have not been altered to any great degree.


The Challenge for the Future

Given the variety of learning tools and problem-solving aids available to the resourceful computerist these days I think that the Pi needs to provide added value of different kinds.

I personally would like to see a rebirth of the kinds of collaboration and simple networking that marked the old Desktop Publishing SIG. Based on the contacts that I have already made along these lines within the Pi I have come to expect that some form of support group for desktop publishing activities could bring together a lot of fun people.

Apple has given its end users a lot of machinery for doing truly creative work. Users

groups ought to be at the forefront of helping people to exploit that in ways that will let personal computing become the joy that it ought to be. The best thing that we can do to add value to the computing experience of Apple computer users is to share that joy with other people and to let them teach us new ways to enjoy our Apple computing experiences.



The Pi's SIGS, its meetings, the TCS and the *Journal* are all venues for doing this. We just need to make a determined effort to find members who are willing to actively participate.

They can have my Mac when they pry it out of my cold, dead fingers <smile>.

Thanks for the Good Times

There have been a lot of fun times mixed in among the trials of running a large, diverse organization. I plan to keep up as much participation as I can while devoting myself to some of my other favorite activities. I have already renewed my acquaintance with my sailboat in a limited way and I expect to do much more of the same in the coming days and weeks.

I plan to stay on as Managing Editor of the *Journal* for as long as the work is enjoyable. I have successfully recruited some new volunteers in recent weeks and I hope to put them to work on the next issue. I look forward to working with Bob and the rest of the new BoD. I hope that I will have more time to cultivate the kind of sharing that we need to bring in really engaging material.

Thank you, one and all for all of the good times and the friendship we have shared. I hope that we can further enrich that in a more relaxed atmosphere,

Washington Apple Pi Mini-Meetings

These meetings are held at the Apple Store at Tyson's Corner, VA. They are open to everyone.

May 2, 2006

7:00 PM to 8:00 PM

Cool Gifts for Mother's Day

Come see the latest hardware and software for your favorite female computer user.



May 18, 2006

10:00 AM to 11:30 AM

Greeting cards only from you

It's so easy to make personalized cards and stationery with your Macintosh for you own use and as inexpensive gifts. Come learn how!



June 6, 2006

7:00 PM to 8:00 PM

Cool Gifts for Father's Day

Come see the latest hardware and software for your favorite male computer user.



June 15, 2006

10:00 AM to 11:30 AM

Cooking with your Mac

Learn how to find great recipes with you Mac and ways to organize and print them.



The 2006 Washington Apple Pi Elections

Washington Apple Pi 2006 Election Committee

Candidates

Candidates for the 2006 Washington Apple Pi Board of Directors election are:

Dale Granata

Silver Spring, Maryland

I have been a member of the Pi since about 1995. I have an eMac at home, my daughter has a Powerbook at college and I will be purchasing a new Macbook for my son since he will be a college freshman soon. I would like to join the board to help reenergize the Pi and make it a better user group.



Disclosure Statement: I have no financial interest in Apple Computer. I own only mutual funds. I have no association with any other user group.

Jonathan Bernstein

Silver Spring, MD

I have been a Pi member for many years and would be honored to serve as a member of the Board of Directors. I've been a Mac user at home (while Wintel at work) and have valued Washington Apple Pi for the varied resources and services provided to a range of users and professionals. I have served on the election committee in past years, served as a Hotline resource, and participated in a range of other Pi activities. Being the lucky winner at the January Meeting of an IPOD Shuffle, to the delight of my teenage daughter, I want to make a larger contribution. I would hope to bring additional energy, enthu-




siasm, and ideas to the governance and future direction of the Pi.

Disclosure Statement: I have no financial interest in Apple and do not work in the information technology industry. Our investment account includes holdings in other technology companies. I would include a disclosure of these holdings should I be elected to serve on the Board of Directors. I have not served as an officer or director within the last two years with any other computer user group.

Gordon Nord,

Ashburn, Virginia

I have been a member of Washington Apple Pi for about two years but have been involved in computing since the late 60's when I use to carry punch cards to the computer building in Berkeley, waiting a full day for output. I spent a few decades working as a research geologist at the US Geological Survey in Reston trying out every system that came into the building - even an Apple IIe that collected data from an oxygen-fugacity controlled furnace. When the Macintosh came out in 1984 I thought it was a toy and preferred to work with the latest version of DOS or UNIX. Fortunately I was reintroduced to Mac when I spent a year at Cambridge University and my office mate had a SE30. At that point I realized I was a GUI guy and never looked back. I retired from the USGS in '95 and reinvented myself as "Nord Consultants" and hired out to small businesses as a network engineer - sans certificate. I also became a Lasso developer which is a cross-platform middleware server application that sits between a web server and a database. Throughout this second career I relied solely on newsgroups, listservers and now WAPi for inspiration and technical help to solve problems and design solutions. I have enjoyed the WAPi meetings, TCS and the folks that volunteer to keep this user group going. It is time to give back.



Disclosure Statement: Yes I have shares of Apple and other computer companies. However, I have never served as an officer or director of a computer user group.

Steven Lipson

Rockville, Maryland

I am member # 150 in the Pi, having joined when I bought an Apple II+. I have been to general meetings on occasion, and benefitted from the Tuesday night clinic, telephone support and the TCS.



Though my professional life as a medical practitioner and administrator brought me into the DOS and Wintel world, my home has been pure Apple. I have seen WAP go from a small group of enthusiasts, to a large group of users, and now something in between. As a retiree, the Web and digital photography have allowed me to maintain family and professional contacts across the miles. I have worked with and been a board member of a number of volunteer organizations.

What would I bring to the Board of the Pi? Time, interest, general experience and perspective. I don't have a picture in mind of what the Pi should become, but would like to be part of the effort to enhance the value of membership in the community and so to enhance the organization's viability.

Disclosure Statement: I have an indirect financial interest in Apple and several other computer manufacturers through retirement holdings in large mutual funds.

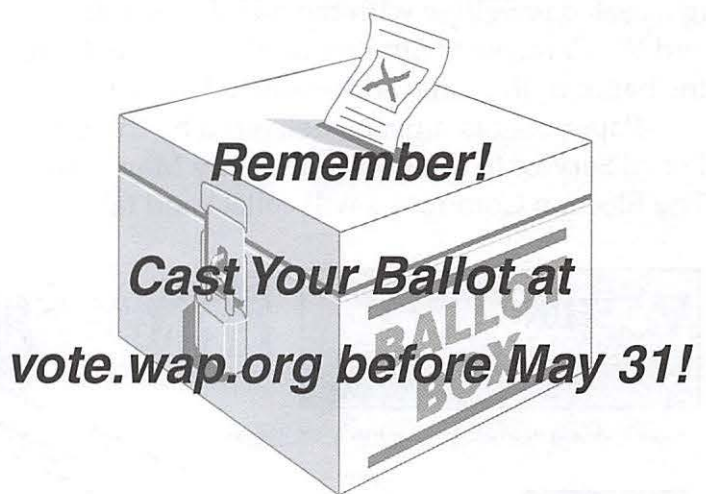
Procedures

2006 marks the third year in a row that "Chad," the Pi's election iMac, will host the General Elections of the Washington Apple Pi. This important event will be taking place throughout the month of May via the Pi's web page <<http://www.wap.org/>>. Read on for information on how to vote with ease and simplicity.

Club members will be voting for four candidates for the Board of Directors. Write-ins will be permitted, by please contact the person you wish to vote for before writing in name. Each person who is elected will serve a three-year term.

Here's bit of history on why we are using an electronic means for voting: In times past, when using paper ballots, an average of 10 percent of the membership voted. This method of inserting perforated ballots and envelopes in the Journal was also expensive. We needed to find a better way. Jon Thomason, along with others, developed an easy-to-use electronic voting program run from within the Pi's internet domain. Besides being efficient, the new voting mechanism proved accurate – there were no hanging chads! All members votes counted and overall, it made good sense... after all, we are a computer club!

So how does this electronic voting work? Easy! Members use their same login name and password that they use for WAPi's electronic



bulletin board, the TCS. If you aren't familiar with the TCS, or haven't logged in to this restricted area of the Pi's web site, no need to worry. You simply type in the user name and password that are written on your membership card, which was mailed when you renewed or signed up. Missing the card? - - just call the Pi office at 301-984-0300 and leave a message on the answering machine. A Pi volunteer will return your call and help you obtain this important information. Voting procedures will soon be explained on the web site as well as highlighted at the pre-election General Meetings.

Requests for Paper Ballots

Members who are unable or unwilling to vote electronically may submit a paper-ballot voting request to:

Washington Apple Pi Elections Committee
12022 Parklawn Drive
Rockville, MD 20852

Paper-ballot requests must be postmarked by May 15th, 2005, and should include a brief explanation of why the member is unable to cast an electronic ballot and a self-addressed, stamped envelope for the return of the ballot requested.

The Election Committee will fulfill any requests for paper ballots on the next WAPi business day, which is typically one day a week. What this means is – please, submit your paper ballot requests early; don't wait until the last minute.

Completed paper ballots should be placed in a sealed envelope with the member's name and WAPi member number on the outside. Mail the ballot to the same address listed above.

Paper ballots must be delivered by the U.S. Postal Service to the WAPi offices by May 31st. The Election Committee will collect and tabu-

late all paper ballots and add those to the results from the online votes.

The Tally

As for election results, we anticipate a rapid tabulation from "Chad's" election program. The results are to be properly certified by the Election Committee, headed by John Barnes. According to Pi bylaws, this must be done within ten days of the May 31 election deadline. The final vote count will then be presented to the membership, and to the Board of Directors at their next meeting (on June 14).

There are only four volunteers standing for election to the five seats in the Class of 2009. This means that not all of seats on the BoD will be filled by the election. The board can and will appoint qualified members to the governing body; subject to the member's acceptance and an affirming board vote. Although you may not have felt "called" to run for a board position, you now have a second chance! Just let one of the Pi directors know of your desire to serve. Send an e-mail to president@wap.org or secretary@wap.org. Or, for more immediate results, you can call the Pi office (301-984-0300) and leave a message. We actively review and respond to all calls captured by our

friendly phone robot.

Thanks to the Elections Committee, chaired by John Barnes with Gene Haddon and Craig Contardi as members, for processing the nominations and preparing the materials for this article.

The screenshot shows the Washington Apple Pi website with several product listings:

- Membership**: Home | About Us | Contact Us | Join WAPi | TCS | Pi Fillings
- Membership**:
 - 1. New Membership - Special Promotional Rate: \$44.00
 - 2. Renew Membership - Special Promotional Rate: \$44.00
- Electronic Services**:
 - Slower Dial Up Service - One Year Subscription: \$96.00
 - Additional Email Accounts - One Year Subscription: \$20.00
- PI Fillings - The CD**:
 - A. - PI Fillings CD - Nov - Dec '05: \$10.00
 - E. - Tiger Hunt - July '05: \$10.00
 - C. - A Visit with Bob LeVitus - September '05: \$10.00

Navigation links include: Membership, Donations, Electronic Services, "PI Fillings" CD, Search, View Order/Checkout, Washington Apple Pi, 12022 Parklawn Drive, Rockville, MD 20852, (301) 984-0300, E-mail Us.

**OUTSTANDING
DISCUSSION**

<http://tcs.wap.org>



The Best of the TCS

By Dick Rucker

The following message threads appeared recently on the Pi's members-only message boards found at: <http://tcs.wap.org>. The TCS is best place I know for members to seek answers to questions about their Macs or about the services offered to members by the Pi; I check it daily.

To find help on using the TCS to your advantage, refer to:

A Brief User's Guide to the Washington Apple Pi (one Web page):

<http://www.wap.org/journal/userguide/>

as well as:

Guide for Users of the Washington Apple Pi's TCS (downloaded PDF file):

<http://www.wap.org/parts/tcsusersguide.pdf>

"Camino 1.0" started Feb 14, 2006

URL: <http://tcs.wap.org/topic?b=inet&top=3487>

Keywords: "web browsers" Firefox Safari "Internet Explorer"

Abstract: Jon Thomason wrote: "Most of you are happy with Safari (and with good reason), and others have special reliance on some add-on feature of Firefox...For day-to-day use, I still find I'm happiest with out-of-the-box Camino. Though as long as I can factor in PithHelmet, Safari would be a fair second..." He gives the URL to the site where the latest version of Camino can be downloaded.

"mpg files" started Feb 25, 2006

URL: <http://tcs.wap.org/topic?b=video&top=1252>

Keywords: "merging video files" "mpg files" "iMovie" "iDVD"

Abstract: Robert Phillips wrote: "I have several separate .mpg files which I would like to view as one file. The Mac help, the iMovie help, and the iDVD help are of no help."

Several people provided suggestions. To one, Robert replied: "...after lots of Gumbo manual reading and re-reading and use of the option key and Gumbo 50C, I now have one merged video file (and sound) instead of the 14 segments...thanks for helping out in the strange world of video."

"Taming Spotlight" started Feb 27, 2006

URL: <http://tcs.wap.org/topic?b=macos&top=6743>

Keywords: search find spotlight

Abstract: Joseph Belotte wrote: "I found Spotlight to be almost entirely a nuisance. Going through several thousand training and classroom documents...I would get so many hits it would take a half hour to check them all out... I found a

The Technique you describe of using Smart Folders is an excellent one and exactly what Spotlight was designed to do. So... continue to enjoy using Spotlight. It really is quite spiffy

way to find what I want significantly easier and faster. I share it here just in case someone might find it useful."

I have since been using his solution to great advantage – it narrows Spotlight's search to just file names – when I know my search term is in the name of the file I am looking for. This bypasses all the more powerful kinds of searching in which Spotlight also excels.

Lawrence Charters replied: "The technique you describe of using Smart Folders is an excellent one, and exactly what Spotlight was designed to

do. So...continue to enjoy using Spotlight. It really is quite spiffy."

"What is optimizing (installers)" a continuation of another message thread

URL: < <http://tcs.wap.org/topic?b=macos&top=6738>>

Keywords: "installing programs on OS X" "optimization"

Abstract: John Rhead wrote: "I just downloaded and installed an update of iTunes. At the end of the process there was a note that 'optimizing'" was taking place.

Jon Thomason replied: "Applications launch fastest when they can load into memory at predetermined locations..." and followed that with an easy-to-understand explanation of how program installers designed to play well with Mac OS X do this using a method called prebinding.

"CS 3" started Mar 28, 2006

URL: < <http://tcs.wap.org/topic?b=photo&top=1263>>

Keywords: "Intel Mac" "Adobe CS 3" "performance comparisons" "universal binaries"

Abstract: Edward Miller wrote: "It seems that Photoshop CS 3 and Adobe [Creative Suite] 3 is not due until the second quarter of 2007. That's when we should get a universal binary to work OK with the new MacIntels."

A good discussion follows on the unique demands Adobe's programs, especially Photoshop, place on computer processing power, and how those demands are likely to affect those who use these programs and who may be contemplating the purchase of a new Mac with Intel inside.

If you'd like to recommend a thread for inclusion in future articles, please let me know via richard.rucker@wap.org.



System software & updates Questions & Answers Vendor Patches & Updates Macintosh
Knowledge Publicly distributed software Apple II, III Announcements
PowerPC Advice & Hints Newton Bad puns Hot Tips Usenet
Newsgroups Juicy Rumors Washington Apple Pi Events Calendar
Want Ads Special Offers
Announcements Macintosh Knowledge Publicly distributed software
& Hints Hot Tips Usenet Newsgroups Repartee Help Juicy
Rumors Events Calendar Vendor Demos & Special Offers
System software & updates Questions & Answers Vendor Patches & Updates
Macintosh Knowledge Publicly distributed software Apple II, III
Announcements PowerPC Camaraderie Advice & Hints Newton Bad puns Hot
Tips Usenet Newsgroups Repartee Help Juicy Rumors Washington Apple Pi Events
Calendar Want Ads Vendor Demos & Special Offers System software & updates

Tele-Communications System

Washington Apple Pi's
"24-hour General Meeting"

<http://tcs.wap.org>
Open to all Pi members

And view your mail over the Web at <http://mail.wap.org>

Tips, Tricks, and Tools

Securely Store Personal Files — without FileVault

© 2006 Lawrence I. Charters

Use a Mac for more than a few weeks and you'll discover it quickly accumulates vast amounts of personal information. It might hold your checkbook, your income tax information, health records, credit card information, warranty information, address books, genealogy records, and countless other bits and pieces of highly personal data. Generally speaking, you want this data handy for your needs — and completely unavailable to anyone else.

The Mac offers a powerful tool for the paranoid in Mac OS X 10.4: FileVault. With just a few clicks and a good password, your computer's hard drive is encrypted. If someone steals your laptop or, somewhat less likely, your desktop Mac, they won't be able to recover anything from the hard drive.

Unfortunately, FileVault also has a dark side: if you have problems with your hard drive, FileVault may prevent you from recovering your own data. Since FileVault encrypts the data, and since drive recovery tools can't break in to FileVault, minor problems with your drive can escalate into major data losses.

If you use a Mac at work, you will probably find your employer prohibits the use of File-

Vault. Generally speaking, employers consider the computers to be, well, theirs, and don't appreciate employees encrypting them.

Important disclaimer: the author has nothing against FileVault. FileVault is a wonderful piece of technology, without doubt the best operating system-level encryption tool ever released in a consumer operating system. Most operating systems would kill for a secure storage technology as cool as FileVault. Etc.

But the Mac has another very powerful tool for the paranoid: Disk Utility. Most users know Disk Utility as the magical application that can verify hard drives, repair permissions, format new disk drives, and make copies of CD-ROMs and DVDs. Yet it can do more: Disk Utility can make *portable* password-protected disk images.

Portable, password-protected disk images have some wonderful advantages. Until you open the image, the disk image is just a file on your hard drive. If someone gains access to your computer, or, worse, steals your computer, the image looks like just a single file. The intruder has no idea what the file might be, and, without the password, they have no way to open it up.

Depending on size, you can E-mail the disk image to yourself, copy it to a CD-ROM or DVD, copy it to a flash drive, or copy it to a file server. If you have a .mac account, you can copy it to an obscure location on your .mac drive, then reach it remotely from almost anywhere in the world.

So how do you make a portable, password-protected disk image?

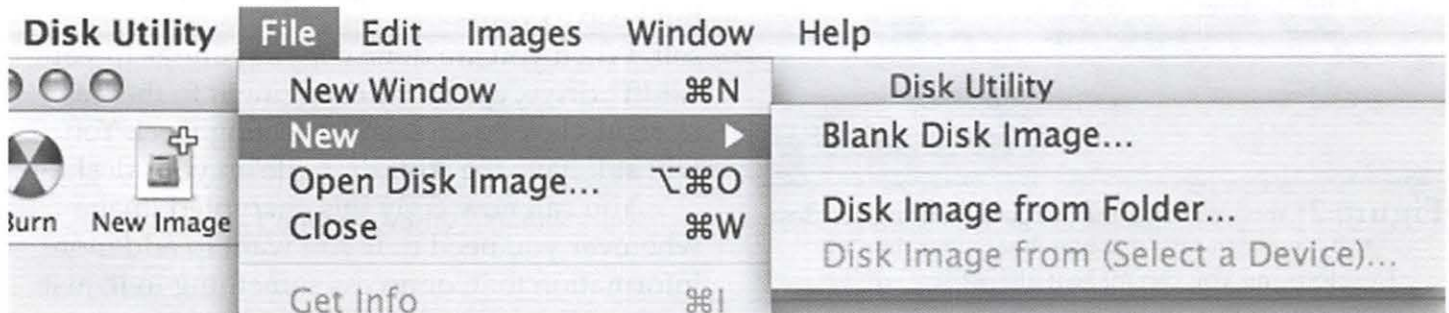


Figure 1: Navigate the nested menus in Disk Utility to select New > Blank Disk Image...

- Launch Disk Utility. Disk Utility resides in the Mac OS X Utilities folder;
- From the File menu, select New > Blank Disk Image (see Figure 1);
- You will be prompted for a disk image name and a place to store it. Give it a name so common and boring that it won't draw any attention, such as the hopelessly ambiguous "stuff," and select the Desktop as the place to store it;
- For Size, for our demonstration we'll leave it at the default 40 MB;
- For Encryption, select AES-128. Translated into English, this means, "really mean, nasty encryption, suitable for storing all but the most sensitive Cold War secrets;"
- For Format, select read/write disk image.
- Once you've selected all the options, press the Create button (see Figure 2);
- After a of couple seconds, you will be prompted to give the file a password. It is important to come up with a password that is easy for you to remember, but impossible for anyone else to guess, so try for a word or phrase that is at least ten or more characters long. For this example, try:

secret cold war files



Figure 2: You can name the image something besides "stuff," you can save it somewhere other than the Desktop, and you can make it almost any size you want. But be sure and select AES-128 Encryption and be sure and make the image read/write.



Figure 3: Most people waste much effort trying to come up with memorable short passwords. It is almost always easier to come up with a memorable pass phrase. These might involve more typing, but they are easier to remember – and far more secure as well.

and retype it to verify it (see Figure 3);

- Uncheck the "Remember password (add to Keychain)" checkbox. Why? Because someone with access to your computer could gain access to your Keychain, too.
- Quit Disk Utility.

You should end up with a file called stuff.dmg on your Desktop, and an icon that looks like a floppy disk drive called "stuff" (see Figure 4). If you open up the "stuff" image, you should find you have about 31 megabytes of space for your income tax returns, property records, embarrassing high school photos and other things you'd like to keep, but keep to yourself. When you are done copying things to your "stuff" drive, eject it by dragging it to the trash or right-clicking on it and selecting Eject. You will still have the stuff.dmg file on your desktop.



Figure 4: An encrypted disk image (on the right) doesn't look any different than any other disk image. But if you don't know the password, you can't mount it and use it.

You can now copy this encrypted image wherever you need it. If you want to add more information to it, or access something in it, just double-click on stuff.dmg and you'll be prompted for the password or pass phrase.

If you find that 40 megabytes isn't enough, use Disk Utility to create a bigger image. Disk Utility will allow you to create disk images in the multi-terabyte range, though Washington Apple Pi has never been able to verify this capability. (Please contact maceditor@wap.org if you'd like to donate an Xserve RAID to Washington Apple Pi.)

Some suggestions on managing your new, portable encrypted disk image:

- When you back it up, color the original using the Finder color labels. That way, you can know at a glance if `stuff.dmg` has been backed up. Obviously, if you copy new things to it, you need to un-color it until it is backed up again;
- If you store a copy on `.mac`, you might wish to append a date to the file name, so you know when you put it there. Write the date in the form of year, month, day, as in: `stuff060415.img`, for April 15, 2006. That way you'll know when that particular copy of your image was created. Why year, month

day? Because it will list properly when files are shown in alphabetical order;

- Carrying a copy of the encrypted image on a keychain flash drive is very handy. If your encrypted image won't fit on a flash drive, buy a bigger flash drive.

The nicest thing about such password-protected images are: they are free. All you need is a Mac and Disk Utility. You don't have to buy anything extra, you don't have to add anything to your Mac, you don't have to use exotic hardware. There is no lengthy manual to read, you don't need to know a thing about encryption or cryptography or even what AES-128 means.

It may not be as cool as a super-charged Aston-Martin sports car. But if James Bond used a Mac for storing his secrets, he'd stop getting captured by the bad guys: his secrets would be safe. And the gas bills are lower, too.



Washington Apple Pi is more than just the *Journal* arriving in your mailbox. It also offers exciting General Meetings and Special Interest Group (SIG) meetings, special events such as the semi-annual Computer Show and Sale, Internet ISP services (dial-up connections, E-mail, private Web space), has active mailing list discussions, offers one of the oldest, most active Internet forums on the planet (the ubiquitous "TCS"), and one of the oldest Web sites. **Plug in to the Pi.**

Pi calendar — <http://calendar.wap.org/>


Pi Web mail — <http://mail.wap.org/>

Pi store — <http://store.wap.org/>

Pi forums — <http://tcs.wap.org/>

Pi Web site

and portal — <http://www.wap.org/>



Dr. Mac Consulting

408-627-7577

HELP@boblevitus.com

www.boblevitus.com

Proprietors:

Bob "Dr. Mac" LeVitus

Pat "Mac Mom 5" Fauquet

Expert Mac troubleshooting, training, and technical support at reasonable prices.

We can help you:

- Troubleshoot crashes or freezes
- Learn to use more than 100 different programs
- Set up a new user account
- Migrate from OS 9 to Mac OS X
- Select the right hardware and software for any task
- Move data from one Mac to another
- Set up a network—wired or wireless
- ...and much, much more.

Proprietors Bob "Dr. Mac" LeVitus and Pat "Mac Mom 5" Fauquet have more than 40 years of Mac experience. Let us help you the next time you have Mac problems. Our prices start at just \$30.00. Call or write us for your free estimate.

Learning to Love Your Mac

© 2006 John D. Barnes

I find that many people who call me to perform house calls to cure a “sick Mac” are fighting with their machines. They say, “My computer did this,” or “My computer did that,” as if the machine had a life force of its own. In a certain sense this is true. Your machine has another user named “root.” She is trying her level best to make sure the rules for doing things get obeyed. The computer’s Operating System has a set of rules and users are often unaware of these rules or they decide they do not like the rules and try to circumvent them. Users try to battle it out with “root” at their peril.

The people who are most affected by this appear to be long time Macintosh users who have decided to take advantage of new Apple hardware. They forget that the new hardware comes with new software that is radically different from what they used before. They also fail to recognize that they are no longer in absolute control of their machines.

Loving your Mac, like any harmonious relationship, is founded on knowing the rules, understanding them and applying them. This is not as bad as it sounds, but it does require a certain amount of attention to detail and a certain degree of focus on the part of the user. You need not become a geek; the things you need to know are largely common sense and relate mainly to good housekeeping practices.

What are the Rules?

In Mac OS X, the most important rule can be summed up as: “There is a place for everything and everything belongs in its place.” This rule existed in Mac OSes of the past, but they lacked a means to enforce it. Users were free to create conditions that caused their machines to crash early and often. Picking through the messes created by users of older Mac operating systems is tedious work. It takes a lot of time and it is easy to make mistakes. I personally no longer support

these operating systems, preferring to leave that work to computer masochists.

Applications need to know where to find data that they need to work with. They will fail or produce unexpected results if they cannot find preference files, databases, or plug-ins.

As an example of what can go wrong by failing to heed the “Everything in its Place” rule: a customer dragged her home directory (the one with the little house icon) into the root folder of her hard drive. Nothing worked -- no Mail, no Safari bookmarks, no iPhoto Library – the list was endless. I restored things to good working order, but also tried to make sure this disaster could not be easily repeated.

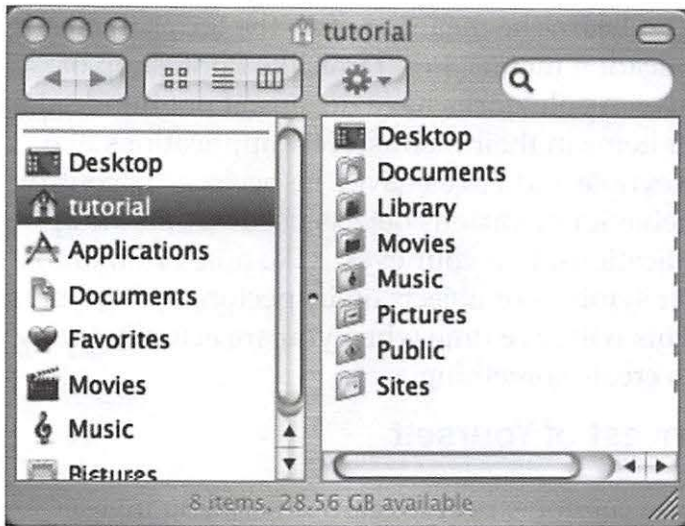
Helping the User Obey the Rules

While the “Everything in its Place” rule is conceptually very simple, its execution is more complex. The designers of Mac OS X made simple rules that are enforced by means of “permissions.” A user must “authenticate” before being allowed to store a file somewhere other than the user’s “Home” folder.

Many Mac experts advocate denying the user the ability to override permissions, restricting these privileges to specially empowered administrative users. This kind of management is appropriate for a managed environment like an office or classroom, where individual users are not really responsible for their machines. Most home users would find it burdensome to call in a specialist every time they needed to do something that requires authentication.

The permission scheme is limited in its ability to strictly enforce the “Everything in Its Place” rule, but it is far better than the anarchy that prevailed in earlier Mac OSes. Many users wonder why this is necessary until they create their first mess.

For the time being I advocate “security by obscurity” – hiding troublesome items so the user has to put in extra effort to corrupt them. Set Finder preferences so that hard drive icons do not appear on the desktop or in Finder window sidebars (See Figure 1). All items that can be selected in this view are the property of the user except for the “Applications” folder in the



sidebar. “root” is the owner of the Applications folder and she balks if a non-administrator tries to put something in it.

Show Your Love by Good Grooming

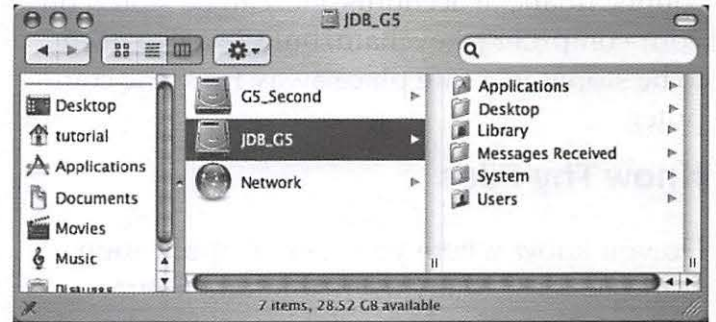
If the root of your hard drive does not look like the right-hand pane in Figure 2, you should clean it up. If you don’t know what that means, ask for help. Those who love their pet animals or prize vehicles show their love by keeping them well groomed. Your computer deserves nothing less.

Good grooming extends throughout the file hierarchy of your computer. If the pet or prize vehicle analogy does not resonate with you, try thinking of your computer as a massive filing cabinet. The cabinet has a number of drawers whose content is defined in some way. Within the drawers are file folders, which may contain documents, or more folders.

It is easy to find things in a well-maintained file cabinet and it ought to be equally easy in a well-maintained computer. Unfortunately it is so easy to add things to the computer’s file system that users often lose track of where things have gone.

Accept Responsibility for Your Computer

If you can’t bring yourself to love your computer, you must at least accept responsibility for it. I estimate (by personal observation) that 95



percent of all computer mishaps can be traced directly to “operator error.” We take responsibility for many things in our lives - our children, our pets, our automobiles, our bank accounts. Why do we insist that the computer take care of itself or, worse yet, that it be able to read our minds?

Accepting responsibility entails a lot of things. As J. P. Morgan once said, “if you have to ask how much it costs you can’t afford it.” Your time and energy are worth quite a lot. Just think what would happen if you needed to replace precious photographs or financial files.

The first responsible act every computer owner should perform is to back up everything that can’t be replaced on the computer. Under Mac OS X this encompasses at least everything in the “Users” folder and all of its subfolders. If the amount of “stuff” is just a few gigabytes, CDs or DVDs may be adequate. A simple Flash drive will hold a gigabyte of material, which is enough for ordinary correspondence and financial records. Multimedia files – pictures, music, videos, etc. -- are another matter, and will require DVDs or an external hard drive.

Don’t neglect keeping your operating system software up to date. Install system updates as soon as possible; don’t wait weeks or months.

Know Thy Passwords

Keeping proper track of passwords is another responsibility that cannot be shirked. I no longer set up computers to boot automatically into a user account. Requiring the user to actually type their password every now and then will help them when they need to use it, such as carrying out a software update.

Passwords for network access, e-mail ac-

counts, financial accounts, etc. can be stored on your computer's keychain, but they also need to be stored in a safe place away from the computer.

Know Thy Files

Do you know where your e-mail application stores its files? Many users think the Library folder within their Home folder is just a bunch of gibberish. But the Library is where a lot of important stuff resides, including your e-mail messages, your address book information, your calendars, your browser bookmarks, your application preferences, etc. This is vital information that you do not want to lose.

Likewise, be careful when you create documents with a word processor. Make sure the document ends up in the right folder within your file hierarchy. While Spotlight is wonderful at finding things, there is no substitute for having it in the right place to begin with.

Many people experience problems when trying to move files from one place to another. Dragging a file through a series of spring-loaded folders is a good way to lose track of where it is. To avoid this I often open two Finder windows: one that clearly shows the file I want to copy or move, and a second one that shows the folder I have chosen as the destination. A simple drag between two open windows is virtually fool-proof.

Use Your Eyes – Become Fluent with the Interface

Consider this list just a beginning for those who want to establish a meaningful relationship with their computers. The designers of Mac OS X have put a lot of work into designing an interface that allows users to create and manipulate many varieties of documents in an intuitive manner. Take the time to learn a few simple moves such as opening a new Finder window without closing one that is already open. Learn the meaning of all of the little gadgets on the document windows and how to manipulate them to make the windows reveal their content more clearly.

Learn the meaning of all the terms in application menus. Programs like Photoshop or even AppleWorks have dozens, if not hundreds, of items in their menus. New applications like Keynote and Pages have "Inspectors" to control behavior of various objects used within the applications. Use your eyes. Take note of unfamiliar symbols or objects on inspectors and toolbars. This will save time when you are actually trying to create something.

Invest of Yourself

You cannot expect to learn unless you invest time, effort and perhaps a little money into the learning process. Don't just sit there, try things. Save your work and experiment with a copy. Use the Help menus. If a search yields nonsense, try modifying it. Use the Pi message forums to pose questions. If you really get stuck put in a call to the Pi Phone Robot and leave a message so that a volunteer can find a way to help you.

Buy books that work for you as reference materials. Invest in online courses or courses at local educational institutions. Montgomery County, MD residents are especially well served by the magnificent Mac labs and Mac focused instructors in the Montgomery College system.

If you really need personal assistance, hire a tutor, but remember that this person's time is expensive. You absolutely must put in several hours of "homework" for each hour of teaching that you receive.

Modern tools such as Apple Remote Desktop or VNC-based tools allow a student to project their desktop onto a tutor's computer screen miles away, saving time and money on house calls. Find a tutor who offers this service.

While the learning process may seem slow at first, in time you will become resourceful enough to find accurate answers on your own fairly quickly. You will find that the computer is a friendly enabler that allows you to derive a lot of satisfaction from productive effort, whether it be work-related or recreational.

Remember: the time you spend floundering is costing you something, not the least of which is the love of your Mac. An investment in learning will repay itself many times over.

General Meeting Reports

February 2006

by WAPi VP Membership - Bob Jarecke

Software, Software and more Software!

February's general meeting was again held in the Microsoft Innovation & Technology Center in Reston, VA and the location is proving to be a good substitute for the previous Northern Virginia location at NOVA. At this month's meeting, we had the pleasure of software presentations from four developers who are from our local community.

With a modest audience in attendance, Pat Fauquet, VP for Programs, started off the program announcing our latest Grand Raffle item. It is a specially designed shirt with a caricature of



Figure 1: Bob Jarecke, Vice President for Membership Services, tested out a new mass storage option for digital video at the February General Meeting. The iSight at the top provides the video feed which passes through the PowerBook and then is somehow deposited in the pasteboard box on floppy drives. Bob merely laughed when asked to explain how this works.

Steve Wozniak, cofounder of Apple Computer, that will be autographed by "the Woz" when he visits our area in early April. The Pi is working on hosting a public presentation by Steve with more details to follow.

Pat then covered the agenda for the next couple month's meetings. March's general meeting will feature Chuck Joiner who will cover podcasting and follow up with a live podcast session. April's meeting will feature a full presentation of the software application Circus Ponies.

The Questions and Answers session followed. Several questions generated extensive dialogue that proved to be educational. The meeting ended with the usual door prize drawing and a raffle of two top-notch prizes.

Presentations

Matthew Shedlick began the main event by demonstrating Booxter, a shareware program for keeping track of your book collection. He explained the reasons for doing this are numerous as he brought up the program. He continued with a thorough demo of the application's attributes. One of the cool features was the ability to use an iSight camera as a scanner to read the book's barcode label. The program appeared to be intuitive and powerful, and is available on the monthly CD as well as on the company's website




Figure 2: Matthew Shedlick of Deep Prose Software uses an iSight camera to scan a book barcode into his marvelous library catalog, Booxter. The program uses the bar code to automatically reach out over the Internet and collect cataloging information from the Library of Congress, Amazon, and other online sources.



Figure 3: Luis de la Rosa responds to a question about his WebNoteHappy Pro application at the February General Meeting. He explained that the name came from the fact that programming, and watching people use his programs, made him happy.

(<http://www.deepprose.com/>).

Next, Luis de la Rose, a Pi member, presented his latest creation *WebnoteHappy*. This application is dubbed “a better bookmark manager for your Mac” and can be found on his website (<http://www.happyapps.com/>). Luis explained while doing research he encountered the problem of having loads of browser bookmarks with no real way to organize them. He developed the program for his personal use, but after showing it to others, he was encouraged to make it available to all. The Lite version is also on the February Pi Fillings CD.

Steve Sheets, from Midnight Mage, was next up and he reintroduced us to *RollCall Directory*. At <http://www.midnightmage.com/> you will find this program described as a “Mac OS X application designed to provide a printable graphic directory of your Address Book, in the format you require, as well as labels for a variety of uses.” With Steve’s demonstration, he proved

just how well the program met the description and then some. Steve concluded by providing an application coupon for a prize. Pat included the latest version of the application on the monthly CD also.

Jon Blocksom was the last presenter and he too reintroduced us to GollyGee Blocks, a 3-D software application. His product, at first blush, looks to be something for the younger Mac user, but, as Pat explained, this product is a great aid for learning how to do 3-D. Jon demonstrated the app and, once again, its intuitive nature, clever use of sound and ease of use makes the program something that anyone could quickly learn. The product is available on the CD and the GollyGee homepage (<http://www.gollygee.com/>)

These local software authors did themselves proud with their presentations and their products. The range and quality of applications coming on stream under Mac OS X clearly vindicates Apple’s decision to take the radical steps that led us to the present state of affairs.

Prize Winners

The meeting ended with a plethora of giveaways dispensed and the raffle. The first door prize winner was Pat Fauquet and as is customary, each winner is to draw the next ticket. Pat obliged and drew John Barnes name! The audience erupted with laughter, groans and some good-natured comments on the drawing being fixed. Neither winner let that deter them as they selected the prize of their choice. Follow up winners were Gordon Nord, Len Adler, Bill Richardson, Clifton Bailey, Ed Kelty and Richard Allen.

Finally, we drew names for the two raffle prizes - a full copy of Microsoft Office 2004 and an Apple 25th Year Anniversary clock. Ross Hatch won the software and Dale Granata took home the clock. Pat reminded us of the next month’s meeting, which is to be held in the same location in Reston. With all the formalities completed, we straightened up the room and then headed over to Panera Bread for lunch and some socializing.

March 2006

by WAPi VP Membership - Bob Jarecke

Podcasting For Everyone

The Microsoft Innovation & Technology Center in Reston, VA was the location for March's general meeting. Forty-five loyal Pi members got up early (at least, I did) and ventured out to attend the meeting. Chuck Joiner, of the MUG Center fame, presented the ins and outs of podcasting with a live podcast session at the end.



Figure 1: Approximately 45 Pi members made the trek to Reston to take in Chuck Joiner's podcasting demonstration.

Preliminaries

Pat Fauquet, VP for Programs, began the meeting with a recap of what's on this month's Pi Fillings CD. She stressed there are some great pieces of software on the disk in addition to many of the Apple updates. Also, John Barnes mentioned pending changes to the format of the general meeting starting in April. The idea is to offer three separate rooms where special interest topics will be presented. Stay tuned for more details on this new wrinkle to our monthly meeting.

Update: The special visit from Steve Wozniak, cofounder of Apple Computer, will not take place in early April as intended. Due to a change in the Woz's calendar, he will not be able to meet with us. We are looking at rescheduling

this event. However, the Grand Raffle of an auto-graphed shirt by Steve is still going forward. The shirt features a caricature of Steve.

Questions and Answers closed out this opening section. Pat reminded everyone of the WAPi's mini meeting presentations at the Tyson's Apple Store. The dates and times are listed on the Apple Store web site (<http://www.apple.com/retail/tysons/week/20060402.html>).

Podcasting - from A to Z

Chuck Joiner, who is noted for his MUG Center web site (<http://www.mugcenter.com/>), was our featured speaker. He has expanded his MUG Center coverage of all things Macintosh by adding the popular audio podcast format. As he explained, audio content on the Internet is nothing new, but podcasts are the in thing because they allow you to "listen to what you want, when you want to, where you want with your iPod."

Chuck's presentation began by talking about the two interview-style shows he produces and some of the behind-the-scenes details on how they are put together. He explained that he has adapted his shows to his audience's interests, and Chuck is meeting his stated goal of allowing many of the



Figure 2: Chuck Joiner himself talking about podcast technology.

popular Mac advocates to be heard by offering podcasts that are easy to obtain and use.

The meeting's attendees were given lots of details on the equipment and software used to produce the audio shows. Chuck uses the software program *Audio Hijack Pro* to capture the interview audio, while he uses Skype, "a free program that uses the latest P2P (peer to peer) technology," to conduct long-distance interviews

with resultant audio that is quite good. His post-recording efforts entail clearing up and modifying the audio recorded. He uses two sound editor applications, GarageBand and Sound Studio, to do this.

Chuck closed out his demonstration with a live podcast with Adam Engst and Andy Ihnatko. Using Skype, Chuck was unable to contact Andy, but Adam, on the other hand, was available and we listened to the two of them converse about the irony of a Macintosh User Group meeting in a Microsoft facility. As the long-distance conversation progressed, a call came in on Skype and it was Andy explaining that he slept a little too long. Andy added a new and interesting dynamic to the conversation and it soon became laugh-out-loud funny. The podcast interview was a hit.

Overall the subject matter was interesting and the demonstration well done. Chuck proved to be a congenial and capable presenter. We should have him back again.

Prize Winners

The meeting closed with giveaways galore. We didn't have a raffle prize this month but next month's Grand Raffle of the autographed shirt will make up for that. The door prize winners were Vernice Christian, Donald Wong, Len Adler, Bud Uyeda, Bob Jarecke, Tom Rogers, Ed Maeder, Norbert Pink and Peter Combes.

With all the formalities over, we disconnected our network connections, put things back in place and adjourned to Panera Bread Company for lunch. This is a regular occurrence and a great time for members to continue discussions on a more informal basis. Overall, this was another good Pi meeting.

Share **YOUR** Experiences - write an article for the Pi Journal. Non-experts encouraged. Send e-mail to maceditor@wap.org

The *Pi* Journal Wants YOU!!

John Barnes, Managing Editor

Learn Desktop Publishing from Soup to Nuts

The *Washington Apple Pi Journal* offers a marvelous opportunity to get acquainted with desktop publishing in depth, but with only modest demands on your time and energy. We use a workflow based on the *Adobe Creative Suite*, which is the gold standard in its field.

We are looking to upgrade the content and appearance of our flagship publications. Participants will create content that they will be proud to add to their portfolios while gaining valuable hands-on experience in a more relaxed environment than one would find at a real-world job site.

Available opportunities include:

Photo editing - using image editing tools to convert color modes, crop and scale to size, adjust levels and contrast to achieve pleasing print renderings.

Wordsmithing - helping novice authors (aren't we all?) to improve the content, style, and grammar of their written work.

Publication Design: - working with the editors to improve the appearance and functionality of the magazine.

Digital Art and Illustration: - create attractive and engaging display ads and decorative design elements to enhance communication.

Page Layout - working with the editors to create press-ready documents using best practices as facilitated with the *Adobe Creative Suite*.

Web Page Publishing: - repurpose Journal content for display on the Pi's web pages

We could have a lot of fun with this if we could get a good group of volunteer workers together. It is always more fun to work as a team. Please send an e-mail to john.barnes@wap.org if you are interested.

Special Interest Groups

Retired SIG, March 23

submitted by Bob Jarecke and len Adler

The Retired SIG met on Thursday, Mar 23rd at 1:00 PM at the Pi Office. Fourteen, not necessarily retired, members attended and were treated to an iChat video session between Len and his daughter and grandchildren. They were located in San Antonio and, despite the distance, the images were clear and the audio clean. It was a real good example of how iChat video can work and keep you closer to your loved ones.

Many questions surfaced from the iChat session and the meeting hosts, Len and Bob, did their best to answer them. Other questions evolved into discussions about when to buy a new Mac - Intel Mac or otherwise. The Activity Viewer program was demonstrated when a question arose concerning an apparent slowdown with a Mac using AppleWorks.

We also covered the question for the meeting - what do we use our Macs for? We had a variety of answers and the responses suggested a wide skill level within the group. Many of the attendees participated throughout the meeting and many useful tips and comments surfaced. Overall, we had a good gathering and everyone left a little more enlightened about the Mac.

Agenda for April 27th meeting - Comparing email programs and how they work.

Agenda for May 25th meeting - Allen Kent will show how he creates a template in Excel and uses it in preparing his tax returns. Also, he will talk about the difference between a spreadsheet and a database.

Reinventing the iMovie SIG

The spark plugs behind the Pi's SIG supporting digital video interests have moved on to other pursuits. We are therefore searching for people who have a strong interest in working with digital video and related subjects to form a new SIG.

The scope of the SIG, its meeting times, meeting locations, and other matters will be in the hands of the SIG members.

Pat Fauquet has accepted the job of acting as interim SIG leader. Please e-mail her at vp-programs@wap.org if you have an interest in sharing with other Pi members by leading this activity.

SIG Functions at General Meetings

The Pi is trying a new format for SIG activities by adding SIG sessions to the General meetings. The new General Meeting format calls for the large meeting room at the Microsoft Innovation Center to be divided into three smaller rooms, each with its own projector and sound system. Each of the three rooms will host a special session for approximately one hour. The sessions will cover a variety of topics of the kind that would ordinarily be part of SIG meetings. Basic Macintosh operations, tips for intermediate and advanced users, how to use the PI TCS, topics related to digital photography, etc.

At the end of the Special Interest Sessions the room dividers will be rolled back and the main meeting will begin. There will usually be a brief introduction and overview, followed by the "Feature Presentation" of about 60 to 75 minutes duration. The meeting will close with a brief time for club business and the distribution of drawing and raffle prizes.

Conversations with leaders of other MUGs have revealed that this approach has a number of advantages.

The first session of this kind was held in conjunction with the April 15 General Meeting and the audience reaction was generally favorable.

Club Notices

Officers and Board of Directors

President—Bob Jarecke, president@wap.org
Secretary—Cynthia Cole, secretary@wap.org
Treasurer—Dick Rucker, treasurer@wap.org
VP Programs—Pat Fauquet, vpprograms@wap.org
VP Volunteer Services—Jim Little, vppvunteers@wap.org
VP Publicity—Thomas Carlson, vppublicity@wap.org
VP Membership—Bob Jarecke, vpmembership@wap.org

Directors

William (Bill) Bailey, wbailey3@cox.net
Craig Contardi, craig.contardi@wap.org
Nancy Little, nancy.little@wap.org
Gabriel Roth, roths@earthlink.net
Stefan Shrier, stefan.shrier@wap.org
Brent Malcolm, brent.malcolm@wap.org
2 Vacant seats (1 term ending 2008, 1 ending 2006)

Volunteers

Telecommunications Committee Chair — Paul Schlosser, pauls@wap.org
Webmaster — Lawrence Charters, webmaster@wap.org
Mac Editor, *Review Editor* — Lawrence Charters—maceditor@wap.org
Tuesday Night Clinic — Jim Ritz, jim.ritz@wap.org
Calendar Editor — David Harris, david.harris@wap.org

This issue of the *Washington Apple Pi Journal* was created on a dual processor 2 GHz Power Mac G5 with 4.5 GB RAM and two displays. Articles were edited and laid out with Adobe InDesign CS2. The principal typeface is Palatino (10/12) for the articles; and Helvetica Bold for headlines, subheads, and emphasis.

Cover Design: The WAP Journal cover design was created by Ann Aiken in collaboration with Nancy Seferian. The Capitol artwork was illustrated by

Contacting Washington Apple Pi

Contact: Washington Apple Pi, Ltd., 12022 Parklawn Drive, Rockville, MD 20852. Business Office: (301) 984-0300 [Answering machine]
Web address: www.wap.org
e-mail address: office@wap.org

Office hours: You should not expect to find anyone at the office except as otherwise noted. Please check the listings for “Volunteer Days” at calendar.wap.org. These sessions are scheduled for several times per month to make best use of limited numbers of volunteer office workers.

Clinic Night - Tues. 7-9 pm

Please leave messages on the answering machine at 301-984-0300. This is an automated system that allows our volunteers to quickly respond to your needs without having to actually sit in the office.

We will try to put an appropriate message on the answering machine if we have to cancel an activity.

Copyright Notice

© COPYRIGHT 2006, by WAP, Washington Apple Pi, Ltd. Anyone wishing to reprint material from this publication must first obtain permission. such requests may be sent by e-mail to maceditor@wap.org or by postal mail to the Pi office care of “WAP Journal Editor.” When reprinting any portion of the contents herein, proper author, title, and publication credits must be given. A copy of the article as printed must be sent to Washington Apple Pi; 12022 Parklawn Drive, Rockville, MD 20852.

Carol O'Connor for One Mile Up, which donated it for use on our cover.

Tutorials

Dreamweaver - 2 session series

Instructor: Sheri German

Schedule - May 26 and June 2, 9:30 am to 12:30 pms

Cost - \$50 per session for Pi members, \$100 for others.

Prerequisite: Intermediate Macintosh skills.

Enrollment - Send e-mail to

sheri.german@verizon.net

Session 1 - Long considered the industry standard for visual web page editors, Dreamweaver is a deep, feature-packed program. This class will introduce students to the interface, teach them to define and organize a site, and guide them through the creation of a table-based layout that uses Cascading Style Sheets for all design and presentational elements.

Session 2- This second level course will take students deeper into the productivity features of Dreamweaver, such as templates, libraries, behaviors, assets, snippets, and extensions. We will continue work on our CSS table-based layouts and turn them into templates that will form the basis of a complete site.

A second series of classes may be offered if there is enough demand.

Mac OS X Driving School

Prerequisites: Pi membership, demonstrable intermediate to advanced Mac OS X skills.

Cost: To be Determined.

Schedule: To be arranged with students

Instructors: John Barnes, Bob Jarecke, Nancy Little

This is an experimental course intended to help people who are intermediate to proficient in the Mac skills gain full mastery over the Mac OS X user interface and applications that run under it.

Learn how to stay on the track and avoid crashing and burning as you speed through cyberspace. The course seeks to provide users with tools that they can use to expand their knowledge rather than recipes for repetitive tasks.

Most users need to improve their visual

awareness and awaken their curiosity if they are to feel comfortable in the driver's seat. Good reflexes are also a must.

This course seeks to foster self-reliance through fundamental understanding of the file system, customization of the GUI, use of help resources, backup techniques, structured approaches to troubleshooting, and more.

The syllabus for this course is still under development.

Preregistration

If you are interested send an e-mail to our tutorials coordinator at tutorials.wap.org to be placed on the contact list. We will then try to work out a schedule that suits both the students and the instructor.

Special Interest Groups

Be sure to check the WAP calendar at calendar.wap.org for meeting locations, times, and dates.

AOL - John Barnes (301) 652-0667

Apple IIGS - Lorin Evans lorin.evans@wap.org

Graphic Arts - www.wap.org/gasig

iLife - Vacant

Mac Programmers - Aaron Burghart

Retired Persons - www.wap.org/retired

Apple /// - David Ottalini (301) 681-6136, dave.ottalini@wap.org

SIGs Needing Fresh Spark Plugs

AOL, Educators, Excel, Genealogy, QuickTime, Music, Graphics Arts, iMovie, Teen

If you have a special interest that would seem to warrant formation of a new SIG please send E-mail to president@wap.org.

macUpgrades

Hours:

Mon 10 to 6 Tue 10 to 8
Wed 10 to 6 Thu 10 to 8
Fri 10 to 5 Sat 10 to 4


Phone: (301) 907-0300
Fax: (301) 907-9335
Web: www.macupgrades.com
E-mail: info@macupgrades.com

6931 Arlington Road, Suite A
Bethesda, MD 20814



Apple
Specialist

Free parking next to the store. We're only 4 blocks from the Bethesda Metro station. Or, ride the free Bethesda 8 Trolley to Bethesda Avenue and Arlington Road, then walk one block south to macUpgrades.



More than a decade of
Macintosh Sales, Service,
and Support Excellence!

Classified Ads

E-mail to office@wap.org for rates and regulations. Pi members may place ads up to 25 words in length free of charge.

Services

- **Mac Hardware, software, networks & training.** Apple factory trained & A+ Certified. Marchetti Associates LLC. 301-404-2210 or phil@marchettiassociates.com.

- **Macintosh House Calls - Upgrades, Repairs, Tutoring.** Contact John Barnes at 301-652-0667 or jdbscience@mac.com. Discount for Pi members.

- **Law Offices of Richard S. Sternberg**
<http://www.MetroWashingtonLaw.com/> (202) 530-0100

Music for a fair, reception, business event. For a combo playing "oldies", an organ grinder, or brass calliope, go to www.bendermelodies.com.

Your Free member Ad Belongs Here!

Credits for Illustrations

IFC and Page 1, 3, 5, 13 - Pages documents by Pat Fauquet

Page 8 - Line art by Bob Jarecke

Pages 11, 12, 17, 18 - Lawrence Charters

Pages 15, - John Barnes

Pages 16-18, 26, 27 - Lawrence Charters



High speed, high reliability internet services (founded 1987)

High speed T1 services for businesses, associations, and government

- Full, unshared internet bandwidth
- Far more reliable than DSL
- 24/7 monitoring and repair service
- Full bandwidth reports updated every 5 minutes
- Combine multiple T1s to increase bandwidth and reliability

HIS T1s provide unrestricted use of bandwidth – 1.5 megabits in each direction (to and from the internet), and connect directly to our backbone facility collocated with AT&T in Washington, DC for high reliability and low latency to all parts of the internet. Circuits are monitored continuously, 24/7, to respond immediately at the first sign of trouble. T1 circuits rarely go down, and when they do, mean time to repair is 4 hours (vs. 24 hours for DSL). We provide as much IP space as you need, as well as DNS services for your domains. HIS T1s are suitable for organizations running their own web, FTP or other servers, and will not bog down under heavy load the way a DSL connection can. Contact HIS at 301-255-0500, option 1, or sales@his.com, for a price and installation date quote (you'll be surprised how low the cost is).

Outsourced email services

- POP3, IMAP and webmail access
- SSL for secure mail pickup
- 24/7 monitoring
- Phone and email support
- Gigantic mailboxes: 30 megabytes standard (75 megabyte Superboxes available)
- Postini virus and spam filtering

Many businesses and trade associations have outsourced their email operation to HIS for convenience, cost savings, support, reliability, and for spam and virus filtering. Contact HIS at 301-255-0500, option 1, or sales@his.com, for more information.

Absolute MAC

The Area's #1 Apple Service Provider

Great Service

Great Prices

Great Stock



Apple Specialist

OPEN EVERYDAY!
www.absmac.com

10-6 Mon-Sat, 12-5 Sundays
(301) 417-0600

Washington Apple Pi, Ltd.
12022 Parklawn Drive
Rockville, MD 20852

Periodical
Postage rates
paid at
Rockville, MD